

Type LTXE - extreme temperature, CE Certified Liquid-tight flexible metallic conduit

Extreme temperature, CE compliant Liquid-tight Flexible Metallic Conduits provide excellent performance in extreme low and high temperature environments

Features & Benefits:

- Designed to meet UL 360 ID/OD dimension requirements
- Full compliance to IEC 61386-1, -23 requirements, CE Certified
- Wide temperature range from -60 to +150°C (-76 to +302°F)
- Trade sizes from 3/8 to 4" (12mm to 103mm)
- Coordinated performance with Series 52/53 Steel Fittings
- Ingress protection ratings aligned with industrial enclosures
- Smooth extruded jackets provide best performance with fittings

Applications:

- The LTXE flexible metallic conduit is used in extremely high temperature applications such as commercial ovens and refrigeration, industrial furnaces and foundries
- Ideal for machine and equipment, OEMs, panel builders and industrial, light manufacturing, commercial and outdoor installations
- Liquid tight applications against water, oils and mild acids
- For use in electrical circuits up to 1,000 V

Construction / Material / Finish:

- Hot-dipped zinc galvanized steel core
- TPR (Thermoplastic Rubber), extruded smooth jacket
- Ink jet printed ratings and technical information
- Full range of trade sizes from 3/8" to 4" (12 to 103mm)
3/8 to 1-1/4", Square Lock design with cord filler
1-1/2" to 4", fully interlocked design
- Color: Black Standard

Environment ratings:

Working Temperature:

- Gen:
Dry: -60 to +150°C (-76 to +302°F)
Dry: -60 to +165°C (-76 to +329°F) Intermittent
- IEC/CE:
Gen: -45 to +105°C (-49 to +221°F)

Chemical resistance guide:

- See publication GM7636

T&B Liquidtight Systems™



Certifications / Standards:



Conforms to:

- IEC 61386-1, -23, Conduit Systems for Cable Management
EU Doc: EC-012-16-157
- RoHS (Restriction of Hazardous Substances Directive)
- WEEE (Waste Electrical & Electronic Equipment Directive)

Standards requirements:

Designed to UL 360 and CSA C22.2 No. 56 standards requirements including:

- ID and OD dimensions

Meets all IEC 61386-1, -23 standard requirements including:

- Compression strength - Code 4 Heavy; 1250 N/50mm
- Impact strength - Code 4 Heavy; 6 Joules
- Tensile strength - Code 3 Heavy; 500 N/2 min.

Ingress protection:

- Provides "Ingress Integrity" between enclosures, fittings, conduits & seals when using LTXE conduits and Series 5300-HT Liquidtight Fittings
- Covers all trade sizes from 3/8" to 4" (12 .. 103mm)

System ingress rating:

- Products tested and comply with UL 50/50E and CSA C22.2 No. 94 Type Rating requirements
Indoor: Type 4, 12, 13
Outdoor: Type 3, 3R, 4
- NEMA 250: Type 3, 3R, 4, 12, 13

IEC system ingress rating:

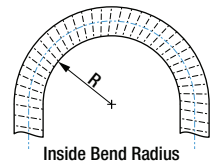
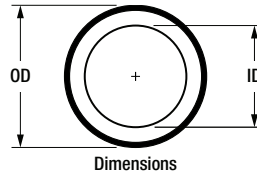
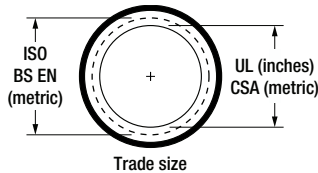
- IP ingress protection per IEC 60529 requirements
- IEC ingress Ratings: IP66, IP67



Type LTXE - extreme temperature, CE Certified

Product selection and dimensions

Product selection													
Trade size			Coil length										
UL	CSA	ISO BS EN	Carton			Standard reel			Bulk reel			Weight	
			Part No./GID	Feet	Meter	Part No./GID	Feet	Meter	Part No./GID	Feet	Meter	lbs/ft	kg/m
3/8	12	16	LTXES01B-C	100	30	LTXES01B-K	500	150	LTXES01B-L	1,000	300	0.21	0.31
			7TAA012LE0R0000			7TAA012LE0R0010			7TAA012LE0R0017				
1/2	16	20	LTXES02B-C	100	30	LTXES02B-K	500	150	LTXES02B-L	1,000	300	0.27	0.40
			7TAA012LE0R0001			7TAA012LE0R0011			7TAA012LE0R0018				
3/4	21	25	LTXES03B-C	100	30	LTXES03B-K	500	150	LTXES03B-L	1,000	300	0.39	0.58
			7TAA012LE0R0002			7TAA012LE0R0012			7TAA012LE0R0019				
1	27	32	LTXES04B-C	100	30	LTXES04B-J	400	120	—	—	—	0.56	0.83
			7TAA012LE0R0003			7TAA012LE0R0013							
1-1/4	35	40	LTXES05B-B	50	15	LTXES05B-E	200	60	—	—	—	0.73	1.09
			7TAA012LE0R0004			7TAA012LE0R0014							
1-1/2	41	50	LTXES06B-B	50	15	LTXES06B-D	150	45	—	—	—	1.04	1.55
			7TAA012LE0R0005			7TAA012LE0R0015							
2	53	63	LTXES07B-B	50	15	LTXES07B-C	100	30	—	—	—	1.36	2.02
			7TAA012LE0R0006			7TAA012LE0R0016							
2-1/2	63	70	LTXES08B-A	25	8	—	—	—	—	—	—	1.88	2.80
			7TAA012LE0R0007			—							
3	78	80	LTXES09B-A	25	8	—	—	—	—	—	—	2.10	3.12
			7TAA012LE0R0008			—							
4	103	100	LTXES11B-A	25	8	—	—	—	—	—	—	3.32	4.94
			7TAA012LE0R0009			—							



Part number	Trade size			Minimum inside bend radius				Inches				Millimeters			
	UL	CSA	ISO BS EN	Static		Dynamic		Inside (ID)		Outside (OD)		Inside (ID)		Outside (OD)	
				Inches	mm	Inches	mm	Inches	mm	Min	Max	Min	Max	Min	Max
LTXES01B-*	3/8	12	16	1.5	38	4.0	102	0.484	0.504	0.690	0.710	12.3	12.8	17.5	18.0
LTXES02B-*	1/2	16	20	2.0	51	5.0	127	0.622	0.642	0.820	0.840	15.8	16.3	20.8	21.3
LTXES03B-*	3/4	21	25	2.5	64	6.0	152	0.820	0.840	1.030	1.050	20.8	21.3	26.2	26.7
LTXES04B-*	1	27	32	3.0	76	12.0	305	1.041	1.066	1.290	1.315	26.4	27.1	32.8	33.4
LTXES05B-*	1-1/4	35	40	3.5	89	15.0	381	1.380	1.410	1.630	1.660	35.1	35.8	41.4	42.2
LTXES06B-*	1-1/2	41	50	4.5	114	17.0	432	1.575	1.600	1.865	1.900	40.0	40.6	47.4	48.3
LTXES07B-*	2	53	63	5.5	140	22.0	559	2.020	2.045	2.340	2.375	51.3	51.9	59.4	60.3
LTXES08B-*	2-1/2	63	70	8.0	203	30.0	762	2.480	2.505	2.840	2.875	63.0	63.6	72.1	73.0
LTXES09B-*	3	78	80	10.0	254	36.0	914	3.070	3.100	3.460	3.500	78.0	78.7	87.9	88.8
LTXES11B-*	4	103	100	12.0	305	52.0	1,321	4.000	4.040	4.460	4.500	101.6	102.6	113.3	114.3

Note: Product must be installed in accordance with applicable national and local electrical codes.

Contact us

ABB
 Electrification Products
 8155 T&B Boulevard
 Memphis, TN 38125
www.abb.us/lowvoltage

© 2017 ABB. All rights reserved.

