

I/O module - AXL F DO64/1 2F - 2702053

Please be informed that the data shown in this PDF Document is generated from our Online Catalog. Please find the complete data in the user's documentation. Our General Terms of Use for Downloads are valid (<http://phoenixcontact.com/download>)



Axioline F, Digital output module, Digital outputs: 64, 24 V DC, 500 mA, Connection technology: 1-wire, Transmission speed in the local bus 100 Mbps, Degree of protection IP20, including bus base module and Axioline F connectors


Product Description

The module is designed for use within an Axioline F station. It is used to output digital signals. The outputs are protected against short circuit and overload.

Why buy this product

- 64 digital outputs
- 24 V DC, 500 mA
- Connection of actuators in single-wire technology
- Device rating plate stored
- Diagnostic and status indicators

Key Commercial Data

| | |
|--------------------------------------|---------------------------------------------------------------------------------------------------------|
| Packing unit | 1 STK |
| GTIN |  4 046356 932486 |
| GTIN | 4046356932486 |
| Weight per Piece (excluding packing) | 320.000 g |
| Custom tariff number | 85389091 |
| Country of origin | Germany |

Technical data

Dimensions

| | |
|--------|----------|
| Width | 53.6 mm |
| Height | 129.9 mm |

I/O module - AXL F DO64/1 2F - 2702053

Technical data

Dimensions

| | |
|--------------------|-------------------------------------------------------------------------------|
| Depth | 54 mm |
| Note on dimensions | The depth is valid when a TH 35-7.5 DIN rail is used (according to EN 60715). |

Ambient conditions

| | |
|------------------------------------------|---------------------------------------------------|
| Ambient temperature (operation) | -25 °C ... 60 °C |
| Ambient temperature (storage/transport) | -40 °C ... 85 °C |
| Permissible humidity (operation) | 5 % ... 95 % (non-condensing) |
| Permissible humidity (storage/transport) | 5 % ... 95 % (non-condensing) |
| Air pressure (operation) | 70 kPa ... 106 kPa (up to 3000 m above sea level) |
| Air pressure (storage/transport) | 70 kPa ... 106 kPa (up to 3000 m above sea level) |
| Degree of protection | IP20 |

Connection data

| | |
|---------------------------------------|-------------------------------------------------------------------------------------------------------------------------------|
| Designation | Axioline F connector |
| Connection method | Push-in connection |
| Note on connection method | Please observe the information provided on conductor cross sections in the "Axioline F: system and installation" user manual. |
| Conductor cross section solid min. | 0.2 mm ² |
| Conductor cross section solid max. | 1.5 mm ² |
| Conductor cross section flexible min. | 0.2 mm ² |
| Conductor cross section flexible max. | 1.5 mm ² |
| Conductor cross section AWG min. | 24 |
| Conductor cross section AWG max. | 16 |
| Stripping length | 8 mm |

General

| | |
|-------------------------------|----------------------------------------------------------------------------|
| Mounting type | DIN rail |
| Net weight | 260 g |
| Note on weight specifications | with connectors and bus base module |
| Diagnostics messages | I/O supply failure can be parameterized via PDI object FF8F _{hex} |
| | Short-circuit / overload of the digital outputs Yes |

Interfaces

| | |
|--------------------|----------------------|
| Designation | Axioline F local bus |
| Connection method | Bus base module |
| Transmission speed | 100 Mbps |

Axioline potentials

| | |
|-------------------------------------------|------------------------------|
| Communications power U _{Bus} | 5 V DC (via bus base module) |
| Current consumption from U _{Bus} | max. 120 mA |

I/O module - AXL F DO64/1 2F - 2702053

Technical data

Axialine potentials

| | |
|----------------------------------------|--------------------------------------------------------------|
| Supply of digital output modules U_o | 24 V DC |
| Current consumption from U_o | max. 16 A (for parallel supply, provide external protection) |

Digital outputs

| | |
|------------------------------------|-------------------------------------------------------------------------|
| Output name | Digital outputs |
| Connection method | Push-in connection |
| Connection technology | 1-wire |
| Number of outputs | 64 |
| Protective circuit | Short-circuit protection, overload protection of the outputs Electronic |
| Output voltage | 24 V |
| Nominal output voltage | 24 V DC |
| Maximum output current per channel | 500 mA |
| Maximum output current per module | 16 A (external fuse) |
| Nominal load, inductive | max. 12 VA (1.2 H, 48 Ω , with nominal voltage) |
| Nominal load, lamp | max. 12 W (at nominal voltage) |
| Nominal load, ohmic | max. 12 W (48 Ω ; with nominal voltage) |

Electrical isolation

| | |
|--------------|---------------------------------------------------------------------------|
| Test section | 5 V communications power (logic), 24 V supply (I/O) 500 V AC 50 Hz 1 min. |
| | 5 V supply (logic)/functional earth ground 500 V AC 50 Hz 1 min. |
| | 24 V supply (I/O) / functional earth ground 500 V AC 50 Hz 1 min. |

Standards and Regulations

| | |
|------------------|-----------------------------------------------------------------|
| Mechanical tests | Vibration resistance in acc. with EN 60068-2-6/IEC 60068-2-6 5g |
| | Shock in acc. with EN 60068-2-27/IEC 60068-2-27 30g |
| | Continuous shock according to EN 60068-2-27/IEC 60068-2-27 10g |
| Protection class | III, IEC 61140, EN 61140, VDE 0140-1 |

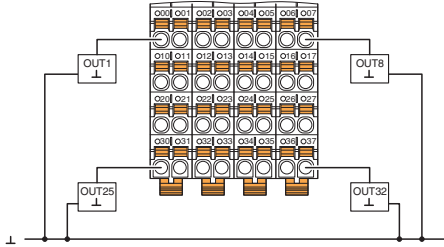
Environmental Product Compliance

| | |
|------------|---------------------------------------------------------|
| China RoHS | Environmentally friendly use period: unlimited = EFUP-e |
| | No hazardous substances above threshold values |

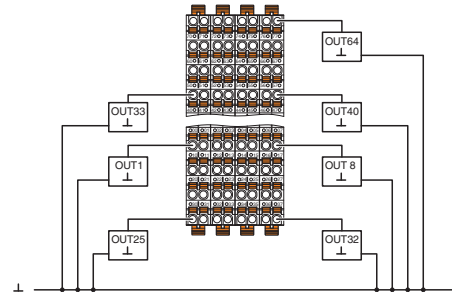
Drawings

I/O module - AXL F DO64/1 2F - 2702053

Connection diagram

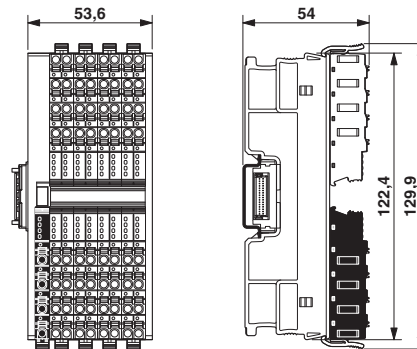


Connection diagram



Connection with 1-wire technology

Dimensional drawing



Classifications

eCl@ss

| | |
|------------|----------|
| eCl@ss 5.1 | 27242604 |
| eCl@ss 6.0 | 27242604 |
| eCl@ss 8.0 | 27242604 |
| eCl@ss 9.0 | 27242604 |

ETIM

| | |
|----------|----------|
| ETIM 5.0 | EC001599 |
| ETIM 6.0 | EC001599 |

UNSPSC

| | |
|-------------|----------|
| UNSPSC 13.2 | 32151602 |
|-------------|----------|

I/O module - AXL F DO64/1 2F - 2702053

Approvals

Approvals

Approvals

UL Listed / cUL Listed / BSH / cULus Listed

Ex Approvals

Approval details

| | | | |
|--------------|--|-------------------------------------------------------------------------------------------------------------------------------------------------------|---------------|
| UL Listed | | http://database.ul.com/cgi-bin/XYV/template/LISEXT/1FRAME/index.htm | FILE E 238705 |
| cUL Listed | | http://database.ul.com/cgi-bin/XYV/template/LISEXT/1FRAME/index.htm | FILE E 238705 |
| BSH | | http://www.bsh.de/de/index.jsp | 840 |
| cULus Listed | | | |

Accessories

Accessories

DIN rail connector

Bus connector - AXL F BS F - 2688129



Axioline F bus base module for housing type F

Terminal marking

I/O module - AXL F DO64/1 2F - 2702053

Accessories

Zack marker strip - ZB 20,3 AXL UNPRINTED - 0829579



Zack marker strip for Axiline F (device labeling), in 2 x 20.3 mm pitch, unprinted, 25-section, for individual labeling with B-STIFT 0.8, X-PEN, or CMS-P1-PLOTTER

Zack Marker strip, flat - ZBF 10/5,8 AXL UNPRINTED - 0829580



Zack marker strip, flat, in 10 mm pitch, unprinted, 10-section, for individual labeling with M-PEN 0,8, X-PEN, or CMS-P1-PLOTTER
