

TL70



70 mm Modular Tower Lights

- Modular IP65 design gives the user flexibility to customize functions and operations, and install in many environments
- Wireless options facilitate installation and enable remote monitoring and control
- Bright, uniform color segments appear gray when off to eliminate false indication
- Top-mounted audible modules from 75 to 101 dB, including multi-tone and programmable audible models, allow for custom alerts or announcement



A Better Design by Banner

The TL70 tower light is another achievement in rethinking and designing a better indicator.




The Easiest Tower Light to Install

The TL70 tower light design is user friendly with just a few easy steps to complete installation.

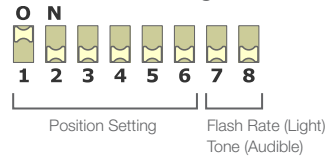
1. Configure Modules

Standard Module Settings

- Assign module position (switches 1-6)
- Assign flash rate or audible tone (switches 7-8)



DIP Switch Settings

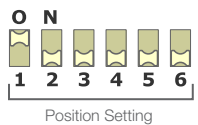


RGB14 Module Settings

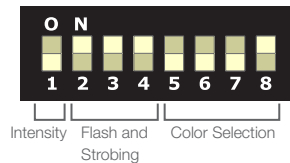
- Assign module position (white switches 1-6)
- Assign color choices, intensity and animation (black switches 1-8)





DIP Switch Settings



Color and Animations Settings



2. Assemble

- Align segment markings 
- Press together
- Twist to lock 

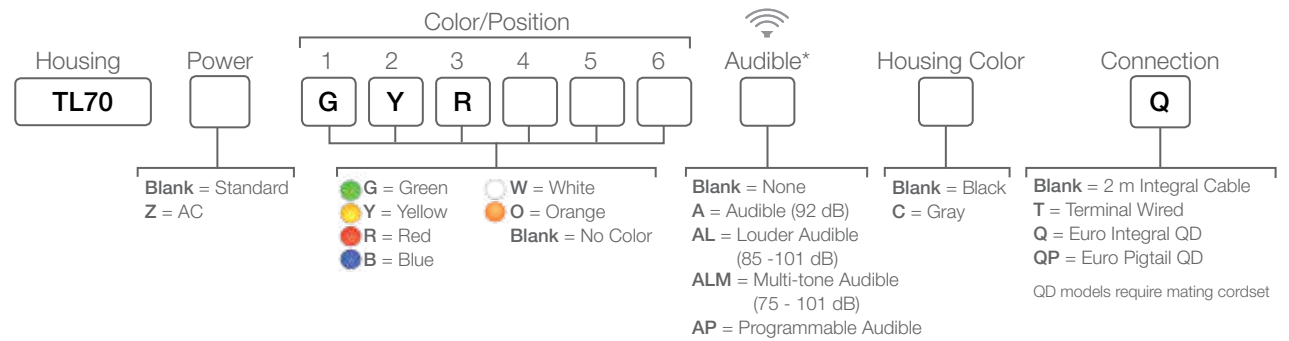


3. Apply Power

- M12 QD
- Flying lead cable
- Terminals



Preassembled TL70 Modular Tower Lights



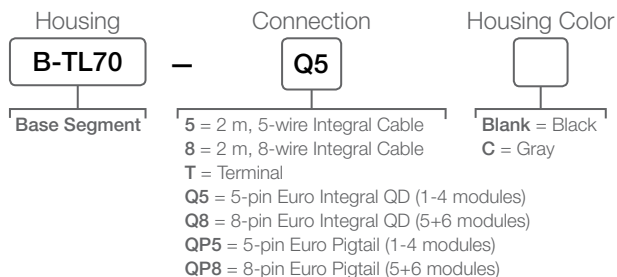
* For audible only, leave colors blank



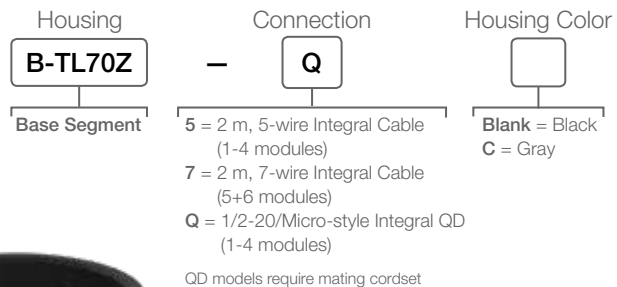
Build Your Own TL70 Modular Tower Lights



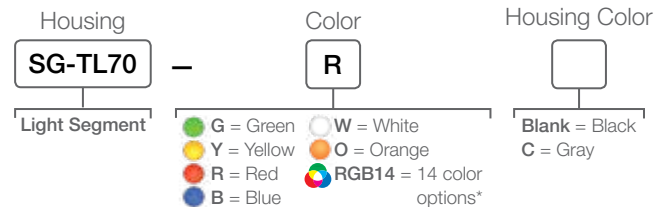
Standard Base



AC Base

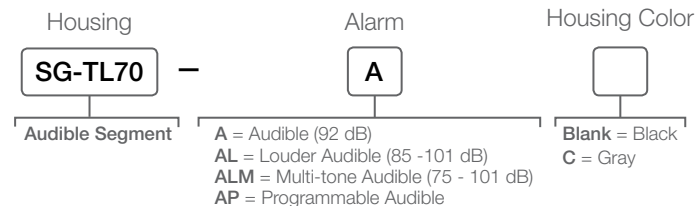


Single Color Segments

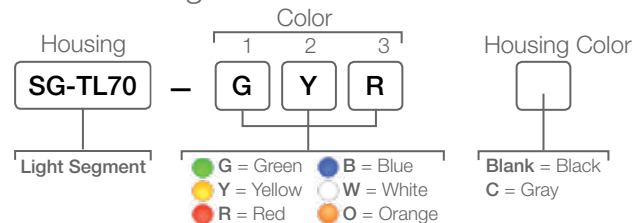


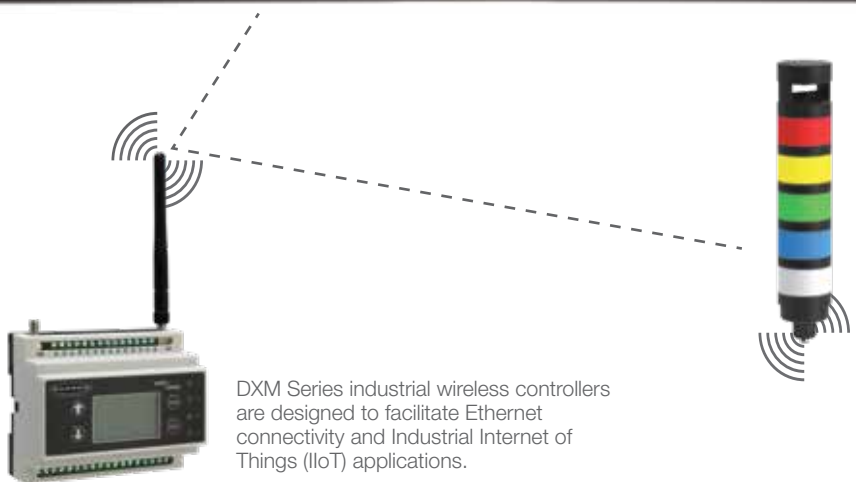
* Green, Yellow, Red, Blue, White, Cyan, Magenta, Orange, Amber, Lime Green, Spring Green, Sky Blue, Violet and Rose

Audible Segments



Multicolor Segments





DXM Series industrial wireless controllers are designed to facilitate Ethernet connectivity and Industrial Internet of Things (IIoT) applications.

Why Wireless?

Integrate diverse machines/processes for common data collection (and ultimately process improvement).

- Quickly unleash IIoT capabilities
- Implement OEE
- Monitor/improve productivity
- Get timely status information and remote notifications of problems
- Simplify installation

Where to Use

- Typical factory environments
- Upgrading older equipment
- Where status information needs to be visible
- Where status information needs to be collected for analysis

Wireless Hardware Options for Remote Monitoring and Control

Easily add wireless communication and networking capabilities to your tower lights by using Banner's Wireless Base or Wireless Communication Segment. The Wireless Base can be configured into preassembled tower lights. The Wireless Communication segment can be ordered separately and easily added to new or existing TL70 Tower Lights with the standard base.

	Segment	Base
Requires Constant Power	—	√
PNP Inputs	√	√
NPN Inputs	√	—
AC Power Capable	√	—
900 MHz and 2.4 GHz	√	√
Event Counting Input	√	√
Bidirectional Communication	√	√
Remote Control of Light Segments	√*	√

* Requires constant power

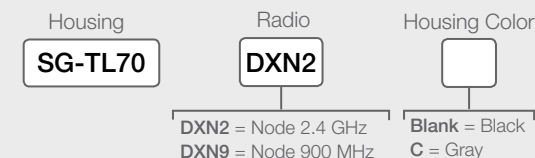
Wireless Base (see page 7)

The wireless base provides full bidirectional communication plus event counter inputs. It can be configured into preassembled tower lights.



Wireless Communication Segment

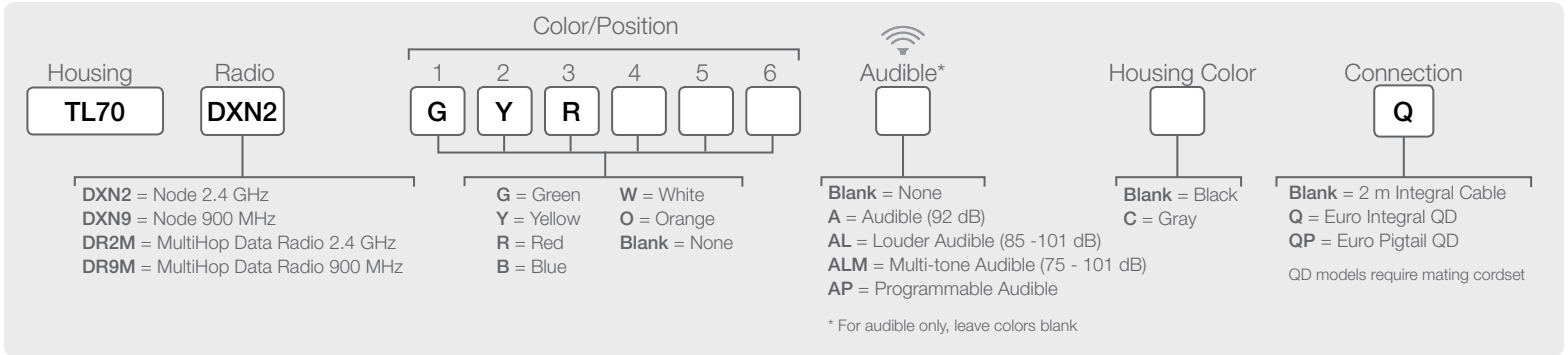
This segment adds wireless communication and networking capabilities to any standard TL70 base, without requiring constant power or expensive wiring.



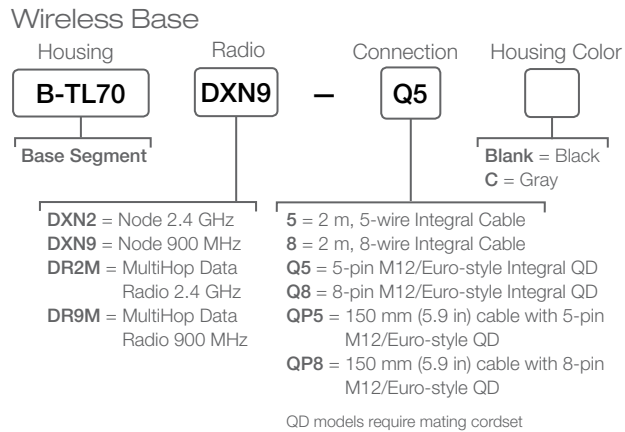
Wireless TL70 Modular Tower Light



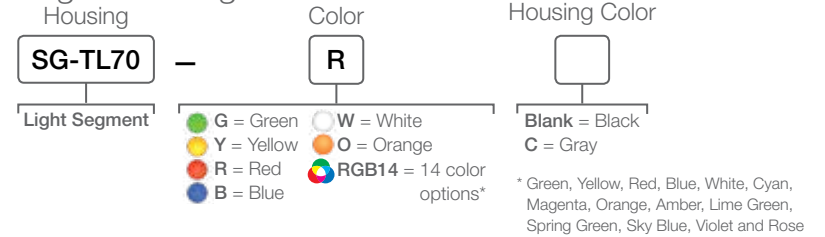
Preassembled



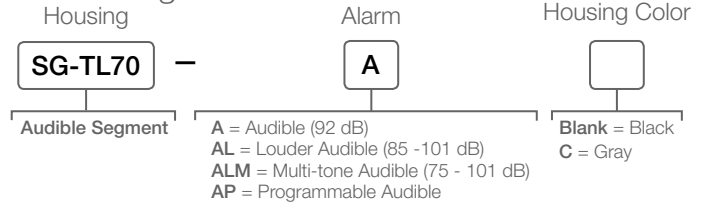
Build Your Own



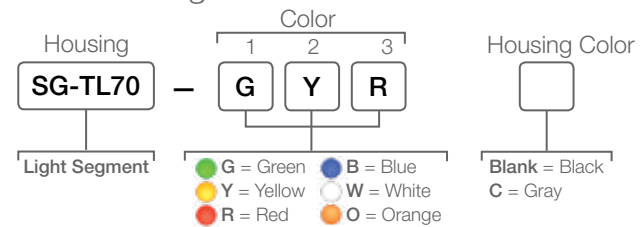
Single Color Segments



Audible Segments



Multicolor Segments





Color Count	AC Tower Height (H)	AC Tower Height with Audible (H)	DC Tower Height (H)	DC Tower Height with Audible (H)
1	155.6 mm	212.3 mm	87.6 mm	144.3 mm
2	205.3 mm	262.0 mm	137.3 mm	194.0 mm
3	255.0 mm	311.7 mm	187.0 mm	243.7 mm
4	304.7 mm	361.4 mm	236.7 mm	293.4 mm
5	354.4 mm	411.1 mm	286.4 mm	343.1 mm
6	404.1 mm	NA	336.1 mm	NA

Supply Voltage	12 to 30 V dc
Construction	Bases and Covers: Polycarbonate Light Segment: Polycarbonate
Environmental Rating	IP65
Operating Temperature	-40 to +50 °C (-40 to +122 °F)
Certifications	CE

Accessories

Elevated Mount System



Flush Foldable Bracket for use with elevated mount systems



Cordsets for AC Models

- 4-Pin Micro-Style**
Straight connector models listed; for right-angle models, add RA to the end of model number (example, MQAC2-406RA)
- MQAC2-406**
2 m (6.5')
 - MQAC2-415**
5 m (15')
 - MQAC2-430**
9 m (30')
- MQAC2-506**
2 m (6.5')
- 5-Pin Micro-Style**
Straight connector models
- MQAC2-515**
5 m (15')
 - MQAC2-530**
9 m (30')

Brackets



Cordsets for DC Models

- 4-Pin M12/Euro-Style**
use with 3-color models
- Straight connector models listed; for right-angle models, add RA to the end of model number (example, MQDC-406RA)
- MQDC-406**
2 m (6.5')
 - MQDC-415**
5 m (15')
 - MQDC-430**
9 m (30')
- 5-Pin M12/Euro-Style**
use with 4-color models
- Straight connector models listed; for right-angle models, add RA to the end of model number (example, MQDC1-506RA)
- MQDC1-506**
2 m (6.5')
 - MQDC1-515**
5 m (15')
 - MQDC1-530**
9 m (30')
- 8-Pin M12/Euro-Style**
use with 5+ -color models
- Straight connector models listed; for right-angle models, add RA to the end of model number (example, MQDC2S-806RA)
- MQDC2S-806**
2 m (6.5')
 - MQDC2S-815**
5 m (15')
 - MQDC2S-830**
9 m (30')