

## Sensor/actuator cable - SAC-3P-A-1L-Z/.../... - 1435027

Please be informed that the data shown in this PDF Document is generated from our Online Catalog. Please find the complete data in the user's documentation. Our General Terms of Use for Downloads are valid (<http://phoenixcontact.com/download>)



Sensor/actuator cable, 3-position, Variable cable type, free cable end, on Valve connector A, with 1 LED, connected with Z diode, cable length: Free input (0.2 ... 40.0 m)

### Your advantages

- ✓ Easy and safe: 100% electrically tested plug-in components
- ✓ Robust valve connector with Zener diode as protective circuit
- ✓ Convenient: increased machine availability thanks to quick and easy diagnostics
- ✓ Flexible solutions - configurable materials with variable cable types and cable lengths

### Key Commercial Data

Packing unit	1 pc
Minimum order quantity	25 pc
Weight per Piece (excluding packing)	0.010 g
Custom tariff number	85444290
Country of origin	Poland

### Technical data

#### Dimensions

Length of cable	Free input (0.2 ... 40.0 m)
Central screw valve connector	M3 x 29

#### Ambient conditions

Ambient temperature (operation)	-20 °C ... 85 °C (valve plug)
Degree of protection	IP65
	IP67

#### General

Rated current at 40°C	4 A
-----------------------	-----

# Sensor/actuator cable - SAC-3P-A-1L-Z/.../... - 1435027

## Technical data

### General

Rated voltage	24 V AC
	24 V DC
Number of positions	3
Color handle area	black
Insulation resistance	≥ 100 MΩ
Standards/regulations	Valve connector EN 175301-803
Status display	1 LED
Protective circuit/component	Z diode
Pulse power $W_{max}$	40 W (at 100 μs square-wave pulse)
Terminal voltage	70 V (at 2 mA constant current)
Reverse voltage	50 V
Overvoltage category	III
Degree of pollution	3
Torque	0.6 Nm (Valve connector)

### Material

Flammability rating according to UL 94	V0
Valve plug contact material	CuSn
Valve plug contact surface material	Sn
Valve plug contact insert material	PA 6.6
Material housing valve plug	TPU
Sealing material	TPU (Seal molded)

### Line characteristics

Note	This item is a sensor/actuator cable with a freely selectable cable type. The technical data for all possible cable types is listed in the table below.
------	---

### Standards and Regulations

Standard designation	Valve connector
Standards/regulations	EN 175301-803
Flammability rating according to UL 94	V0

### PUR/PVC black [116]

Cable type	PUR/PVC, 0.75 mm <sup>2</sup> , black
Cable type (abbreviation)	116
Cable abbreviation	LiYY11Y
UL AWM style	20549
Conductor cross section	3x 0.75 mm <sup>2</sup>
AWG signal line	18
Conductor structure signal line	24x 0.20 mm

## Sensor/actuator cable - SAC-3P-A-1L-Z/.../... - 1435027

### Technical data

#### PUR/PVC black [116]

Core diameter including insulation	1.7 mm ±0.05 mm
Wire colors	black 1, black 2, green/yellow
Overall twist	3 wires, twisted
External sheath, color	black RAL 9005
External cable diameter D	5.8 mm ±0.2 mm
Minimum bending radius, flexible installation	10 x D
Number of bending cycles	1000000
Traversing rate	2 m/s
Acceleration	2.5 m/s <sup>2</sup>
Outer sheath, material	PUR
Material, inner sheath	PVC
Material conductor insulation	PVC
Conductor material	Bare Cu litz wires
Insulation resistance	≥ 20 MΩ*km
Conductor resistance	26 Ω/km (at 20 °C)
Nominal voltage, cable	300 V
Test voltage, cable	1200 V
Special properties	flexible
Flame resistance	DIN VDE 0482
	DIN EN 50265-2-1
	in acc. with UL FT-2
Other resistance	Low adhesion
Ambient temperature (operation)	-40 °C ... 80 °C (cable, fixed installation)
	-5 °C ... 80 °C (cable, flexible installation)

#### PUR/PVC gray [117]

Cable type	PUR/PVC gray
Cable type (abbreviation)	117
Cable abbreviation	LiYY11Y
UL AWM style	20549
Conductor cross section	3x 0.75 mm <sup>2</sup> (Signal line)
AWG signal line	18
Conductor structure signal line	24x 0.20 mm
Core diameter including insulation	1.7 mm ±0.05 mm (Signal line)
Wire colors	black 1, black 2, green/yellow
Overall twist	Wires twisted in layers
External sheath, color	gray RAL 7001
External cable diameter D	5.8 mm ±0.2 mm

## Sensor/actuator cable - SAC-3P-A-1L-Z/.../... - 1435027

### Technical data

#### PUR/PVC gray [117]

Smallest bending radius, fixed installation	29 mm
Smallest bending radius, movable installation	58 mm
Number of bending cycles	1000000
Traversing rate	2 m/s
Acceleration	2.5 m/s <sup>2</sup>
Outer sheath, material	PUR
Material, inner sheath	PVC
Material conductor insulation	PVC
Conductor material	Bare Cu litz wires
Insulation resistance	≥ 20 MΩ*km
Conductor resistance	26 Ω/km (at 20 °C)
Nominal voltage, cable	300 V
Test voltage, cable	1200 V
Flame resistance	according to DIN VDE 0482
	According to DIN EN 50265-2-1
	in acc. with UL FT-2
Ambient temperature (operation)	-40 °C ... 80 °C (cable, fixed installation)
	-5 °C ... 80 °C (cable, flexible installation)

#### PUR black [121]

Cable type	PUR black
Cable type (abbreviation)	121
Cable abbreviation	Li9Y11Y
UL AWM style	20549
Conductor cross section	3x 1 mm <sup>2</sup>
AWG signal line	17
Conductor structure signal line	32x 0.20 mm
Core diameter including insulation	2.1 mm ±0.05 mm
Wire colors	black 1, black 2, green/yellow
Overall twist	3 wires, twisted
External sheath, color	black RAL 9005
External cable diameter D	6 mm ±0.2 mm
Minimum bending radius, flexible installation	7.5 x D
Number of bending cycles	3000000
Traversing rate	2.5 m/s
Acceleration	10 m/s <sup>2</sup>
Outer sheath, material	PUR
Material conductor insulation	PP

## Sensor/actuator cable - SAC-3P-A-1L-Z/.../... - 1435027

### Technical data

#### PUR black [121]

Conductor material	Bare Cu litz wires
Insulation resistance	$\geq 20 \text{ M}\Omega \cdot \text{km}$
Conductor resistance	$19.5 \text{ }\Omega/\text{km}$ (at 20 °C)
Nominal voltage, cable	300 V
Test voltage, cable	1200 V
Special properties	highly flexible
Flame resistance	DIN VDE 0482
	DIN EN 50265-2-1
Resistance to oil	largely oil-resistant
Other resistance	Low adhesion
Ambient temperature (operation)	-40 °C ... 80 °C (cable, fixed installation)
	-20 °C ... 80 °C (cable, flexible installation)

#### PUR irradiated halogen-free orange [150]

Cable type	PUR irradiated halogen-free orange
Cable type (abbreviation)	150
Cable abbreviation	Li12Y11X
Conductor cross section	3x 0.5 mm <sup>2</sup> (Signal line)
AWG signal line	20
Conductor structure signal line	28x 0.15 mm
Core diameter including insulation	1.46 mm $\pm$ 0.02 mm (Signal line)
Thickness, insulation	$\geq 0.21 \text{ mm}$ (Core insulation)
	approx. 0.6 mm (Outer cable sheath)
Wire colors	black 1, black 2, green/yellow
Overall twist	3 wires, twisted
External sheath, color	orange RAL 2003
External cable diameter D	4.5 mm $\pm$ 0.15 mm
Number of bending cycles	5000000
Bending radius	45 mm
Traversing path	10 m
Traversing rate	3 m/s
Cable weight	31 kg/km
Outer sheath, material	PUR
Material conductor insulation	TPE-E
Conductor material	Bare Cu litz wires
Insulation resistance	$\geq 100 \text{ M}\Omega \cdot \text{km}$ (at 20 °C)
Conductor resistance	max. $39 \text{ }\Omega/\text{km}$ (at 20 °C)
Nominal voltage, cable	$\leq 300 \text{ V}$

## Sensor/actuator cable - SAC-3P-A-1L-Z/.../... - 1435027

### Technical data

#### PUR irradiated halogen-free orange [150]

Test voltage, cable	≥ 3000 V
Special properties	Silicone-free
	Irradiated
Flame resistance	in accordance with DIN UL-Style 20549
Halogen-free	in accordance with DIN VDE 0472 part 815
Ambient temperature (operation)	-25 °C ... 80 °C (cable, fixed installation)
	-5 °C ... 80 °C (cable, flexible installation)

#### PUR halogen-free yellow [240]

Cable type	PUR halogen-free yellow
Cable type (abbreviation)	240
Cable abbreviation	Li9Y11Y
UL AWM style	20549 (80°C/300 V)
Conductor cross section	3x 0.5 mm <sup>2</sup>
AWG signal line	20
Conductor structure signal line	28x 0.15 mm
Core diameter including insulation	1.46 mm ±0.02 mm
Thickness, insulation	≥ 0.21 mm
Wire colors	black 1, black 2, green/yellow
Overall twist	3 wires, twisted
External sheath, color	yellow
Outer sheath thickness	approx. 0.6 mm
External cable diameter D	4.5 mm ±0.15 mm
Cable weight	30 kg/km
Outer sheath, material	PUR
Material conductor insulation	PP
Conductor material	Bare Cu litz wires
Insulation resistance	≥ 10 GΩ*km
Conductor resistance	≤ 39 Ω/km
Nominal voltage, cable	≤ 300 V
Test voltage, cable	≥ 3000 V
Flame resistance	in accordance with DIN UL-Style 20549
Halogen-free	in accordance with DIN VDE 0472 part 815
Ambient temperature (operation)	-15 °C ... 80 °C (cable, fixed installation)

#### PUR halogen-free gray [280]

Cable type	PUR halogen-free gray
Cable type (abbreviation)	280

## Sensor/actuator cable - SAC-3P-A-1L-Z/.../... - 1435027

### Technical data

#### PUR halogen-free gray [280]

Cable abbreviation	Li9Y11Y-HF
UL AWM style	20549
Conductor cross section	3x 0.5 mm <sup>2</sup> (Signal line)
AWG signal line	20
Conductor structure signal line	28x 0.15 mm
Core diameter including insulation	1.5 mm ±0.05 mm (Signal line)
Wire colors	black 1, black 2, green/yellow
Overall twist	Wires twisted in layers
External sheath, color	gray RAL 7001
External cable diameter D	4.5 mm ±0.2 mm
Smallest bending radius, fixed installation	22.5 mm
Number of bending cycles	15000000
Bending radius	50 mm
Traversing path	0.9 m
Traversing rate	5 m/s
Acceleration	30 m/s <sup>2</sup>
Outer sheath, material	PUR
Material conductor insulation	PP
Conductor material	Bare Cu litz wires
Insulation resistance	≥ 20 MΩ*km
Conductor resistance	39 Ω/km (at 20 °C)
Nominal voltage, cable	300 V
Test voltage, cable	1200 V
Flame resistance	according to DIN VDE 0482
	According to DIN EN 50265-2-1
Resistance to oil	largely oil-resistant
Ambient temperature (operation)	-40 °C ... 80 °C (cable, fixed installation)
	-20 °C ... 80 °C (cable, flexible installation)

#### PVC gray [500]

Cable type	PVC gray
Cable type (abbreviation)	500
Cable abbreviation	LiYY
Conductor cross section	3x 0.5 mm <sup>2</sup> (Signal line)
AWG signal line	20
Conductor structure signal line	16x 0.20 mm
Core diameter including insulation	1.5 mm ±0.05 mm (Signal line)
Wire colors	black 1, black 2, green/yellow

## Sensor/actuator cable - SAC-3P-A-1L-Z/.../... - 1435027

### Technical data

#### PVC gray [500]

Overall twist	Wires twisted in layers
External sheath, color	gray RAL 7001
External cable diameter D	4.8 mm ±0.2 mm
Smallest bending radius, fixed installation	24 mm
Outer sheath, material	PVC
Material conductor insulation	PVC
Conductor material	Bare Cu litz wires
Insulation resistance	min. 20 MΩ*km
Conductor resistance	39 Ω/km (at 20 °C)
Nominal voltage, cable	300 V
Test voltage, cable	1200 V
Flame resistance	DIN EN 50265-2-1
Resistance to oil	largely oil-resistant
Ambient temperature (operation)	-40 °C ... 80 °C (cable, fixed installation)
	-5 °C ... 80 °C (cable, flexible installation)

#### PVC [534]

Cable type	PVC, 0.75 mm², black
Cable type (abbreviation)	534
Conductor cross section	3x 0.75 mm² (Signal line)
AWG signal line	18
Conductor structure signal line	24x 0.20 mm
Core diameter including insulation	1.7 mm ±0.1 mm
Wire colors	black 1, black 2, green/yellow
Overall twist	3 wires, twisted
External sheath, color	black
External cable diameter D	5.3 mm ±0.2 mm
Minimum bending radius, fixed installation	5 x D
Outer sheath, material	PVC
Material conductor insulation	PVC
Conductor material	Bare Cu litz wires
Insulation resistance	min. 20 MΩ*km (at 20 °C)
Conductor resistance	26 Ω/km (at 20 °C)
Nominal voltage, cable	300 V
Test voltage, cable	1200 V
Flame resistance	DIN VDE 0482
	DIN EN 50265-2-1
	in acc. to UL VW1



## Sensor/actuator cable - SAC-3P-A-1L-Z/.../... - 1435027

### Technical data

#### PVC [534]

Resistance to oil	in accordance with DIN EN 60811-2-1
Ambient temperature (operation)	-40 °C ... 80 °C (cable, fixed installation)
	-5 °C ... 80 °C (cable, flexible installation)

PUR, halogen-free, highly stranded, resistant to welding sparks, gray [802]

Note	Due to the extremely robust outer sheath, this cable should only be stripped in 5 cm increments.
Cable type	PUR, halogen-free, highly stranded, resistant to welding sparks, gray
Cable type (abbreviation)	802
Cable abbreviation	Li12Y11Y-HF
Conductor cross section	3x 0.5 mm <sup>2</sup> (Signal line)
AWG signal line	20
Conductor structure signal line	28x 0.15 mm
Core diameter including insulation	1.5 mm ±0.05 mm (Signal line)
Wire colors	black 1, black 2, green/yellow
Overall twist	Wires twisted in layers
External sheath, color	gray RAL 7001
External cable diameter D	4.5 mm ±0.2 mm
Minimum bending radius, fixed installation	5 x D
Minimum bending radius, flexible installation	5 x D
Number of bending cycles	15000000
Bending radius	50 mm
Traversing path	0.9 m
Traversing rate	5 m/s
Acceleration	30 m/s <sup>2</sup>
Torsion force	± 360 °/m
Cable weight	31 kg/km
Outer sheath, material	PUR
Material conductor insulation	PES
Conductor material	Bare Cu litz wires
Insulation resistance	≥ 20 MΩ*km
Conductor resistance	39 Ω/km (at 20 °C)
Nominal voltage, cable	300 V
Test voltage, cable	1200 V
Special properties	Cable jacket is welding spark-resistant, recyclable, matt, low-adhesion, abrasion-resistant, flame-retardant, and self-extinguishing
	Free from silicone and cadmium
	Free of substances which would hinder coating with paint or varnish

## Sensor/actuator cable - SAC-3P-A-1L-Z/.../... - 1435027

### Technical data

PUR, halogen-free, highly stranded, resistant to welding sparks, gray [802]

Flame resistance	DIN VDE 0472 part 804, test type B
	IEC 60332-1
	in acc. with UL FT-2
Halogen-free	The cable is halogen-free
Resistance to oil	according to VDE 0472 Part 803
Other resistance	Highly resistant to acids, alkaline solutions and solvents
Ambient temperature (operation)	-40 °C ... 90 °C (cable, fixed installation)
	-30 °C ... 90 °C (cable, flexible installation)
	to 120 °C (for 3000 h)

### PUR halogen-free black [PUR]

Cable type	PUR halogen-free black
Cable type (abbreviation)	PUR
Cable abbreviation	Li9Y11Y-HF
UL AWM style	20549
Conductor cross section	3x 0.5 mm <sup>2</sup>
AWG signal line	20
Conductor structure signal line	28x 0.15 mm
Core diameter including insulation	1.5 mm ±0.05 mm (Signal line)
Wire colors	black 1, black 2, green/yellow
Overall twist	3 wires, twisted
External sheath, color	black-gray RAL 7021
External cable diameter D	4.5 mm ±0.2 mm
Smallest bending radius, fixed installation	22.5 mm
Number of bending cycles	15000000
Bending radius	50 mm
Traversing path	0.9 m
Traversing rate	5 m/s
Acceleration	30 m/s <sup>2</sup>
Outer sheath, material	PUR
Material conductor insulation	PP
Conductor material	Bare Cu litz wires
Insulation resistance	min. 20 MΩ*km
Conductor resistance	39 Ω/km (at 20 °C)
Nominal voltage, cable	≤ 300 V
Test voltage, cable	≥ 1200 V
Flame resistance	according to DIN VDE 0482

## Sensor/actuator cable - SAC-3P-A-1L-Z/.../... - 1435027

### Technical data

#### PUR halogen-free black [PUR]

	According to DIN EN 50265-2-1
Halogen-free	in accordance with DIN VDE 0472 part 815
Other resistance	largely oil-resistant
	partly UV-resistant in accordance with DIN EN ISO 4892-2-A
Ambient temperature (operation)	-40 °C ... 80 °C (cable, fixed installation)
	-20 °C ... 80 °C (cable, flexible installation)

#### PVC black [PVC]

Cable type	PVC black
Cable type (abbreviation)	PVC
Cable abbreviation	LiYY
UL AWM style	2464
Conductor cross section	3x 0.5 mm <sup>2</sup>
AWG signal line	20
Conductor structure signal line	16x 0.20 mm
Core diameter including insulation	1.5 mm ±0.05 mm
Wire colors	black 1, black 2, green/yellow
Overall twist	3 wires, twisted
External sheath, color	black RAL 9005
External cable diameter D	4.8 mm ±0.2 mm
Minimum bending radius, fixed installation	5 x D
Outer sheath, material	PVC
Material conductor insulation	PVC
Conductor material	Bare Cu litz wires
Insulation resistance	≥ 20 MΩ*km
Conductor resistance	39 Ω/km (at 20 °C)
Nominal voltage, cable	300 V
Test voltage, cable	1200 V
Flame resistance	DIN VDE 0482
	DIN EN 50265-2-1
Resistance to oil	largely oil-resistant
Ambient temperature (operation)	-40 °C ... 80 °C (cable, fixed installation)
	-5 °C ... 80 °C (cable, flexible installation)

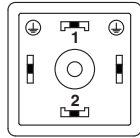
#### Environmental Product Compliance

China RoHS	Environmentally Friendly Use Period = 50
	For details about hazardous substances go to tab "Downloads", Category "Manufacturer's declaration"

# Sensor/actuator cable - SAC-3P-A-1L-Z/.../... - 1435027

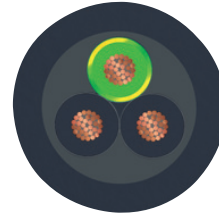
## Drawings

Schematic diagram



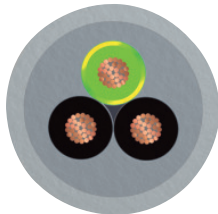
Valve connector pin assignment, type A

Cable cross section



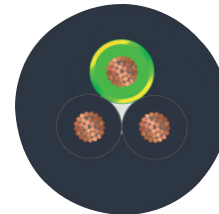
PUR/PVC black [116]

Cable cross section



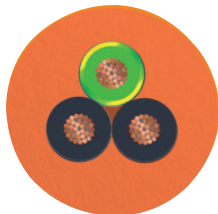
PUR/PVC gray [117]

Cable cross section



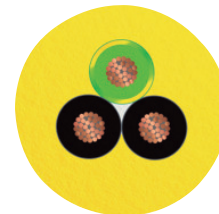
PUR black [121]

Cable cross section



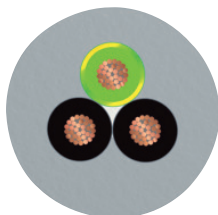
PUR irradiated halogen-free orange [150]

Cable cross section



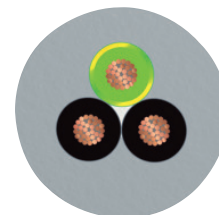
PUR halogen-free yellow [240]

Cable cross section



PUR halogen-free gray [280]

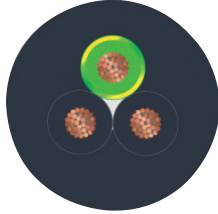
Cable cross section



PVC gray [500]

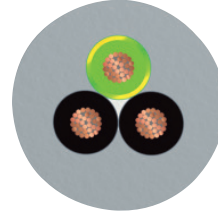
# Sensor/actuator cable - SAC-3P-A-1L-Z/.../... - 1435027

Cable cross section



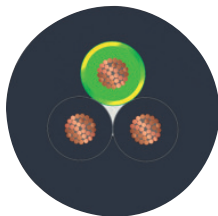
PVC [534]

Cable cross section



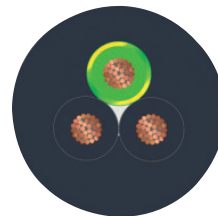
PUR, halogen-free, highly stranded, resistant to welding sparks, gray [802]

Cable cross section



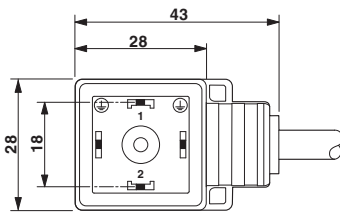
PUR halogen-free black [PUR]

Cable cross section

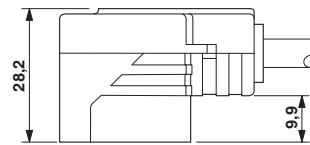


PVC black [PVC]

Dimensional drawing



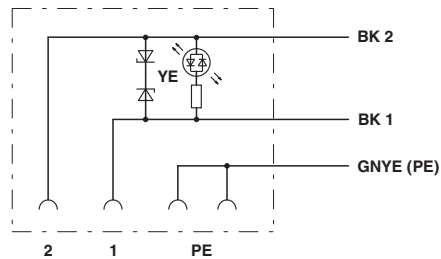
Dimensional drawing



Valve connector, type A, side view

Valve connector, type A

Circuit diagram



Contact assignment of the valve plug

# Sensor/actuator cable - SAC-3P-A-1L-Z/.../... - 1435027

## Classifications

### eCl@ss

eCl@ss 10.0.1	27060312
eCl@ss 4.0	27060306
eCl@ss 4.1	27060306
eCl@ss 5.0	27061801
eCl@ss 5.1	27061800
eCl@ss 6.0	27279200
eCl@ss 7.0	27279218
eCl@ss 8.0	27279218
eCl@ss 9.0	27060312

### ETIM

ETIM 4.0	EC001855
ETIM 5.0	EC001855
ETIM 6.0	EC001855

### UNSPSC

UNSPSC 6.01	31251501
UNSPSC 7.0901	31251501
UNSPSC 11	31251501
UNSPSC 12.01	31251501
UNSPSC 13.2	31251501

## Approvals

### Approvals

---

Approvals

CSAus / EAC

---


Ex Approvals


---

### Approval details

# Sensor/actuator cable - SAC-3P-A-1L-Z/.../... - 1435027

## Approvals

CSAus		<a href="http://www.csagroup.org/services-industries/product-listing/">http://www.csagroup.org/services-industries/product-listing/</a>	13631
Nominal voltage UN		24 V	
Nominal current IN		4 A	

EAC		RU C- DE.AI30.B.00767
-----	---	--------------------------

## Accessories

### Accessories

#### Conductor marking

Insert label - PABA WH/23 - 1013779



Insert label, Strip, white, unlabeled, can be labeled with: CMS-P1-PLOTTER, mounting type: thread on, cable diameter range: 1.5 - 35 mm, lettering field size: 23 x 4 mm

Insert label - PABA YE/23 - 1013782



Insert label, Strip, yellow, unlabeled, can be labeled with: CMS-P1-PLOTTER, mounting type: thread on, cable diameter range: 1.5 - 35 mm, lettering field size: 23 x 4 mm

Insert label - PABA WH/15 - 1013151



Insert label, Strip, white, unlabeled, can be labeled with: CMS-P1-PLOTTER, mounting type: thread on, cable diameter range: 0.6 - 50 mm, lettering field size: 15 x 4 mm

## Sensor/actuator cable - SAC-3P-A-1L-Z/.../... - 1435027

### Accessories

Insert label - PABA YE/15 - 1013698



Insert label, Strip, yellow, unlabeled, can be labeled with: CMS-P1-PLOTTER, mounting type: thread on, cable diameter range: 0.6 - 50 mm, lettering field size: 15 x 4 mm

---

Insert label - PABA RD/15 - 1013944



Insert label, Strip, red, unlabeled, can be labeled with: CMS-P1-PLOTTER, mounting type: thread on, cable diameter range: 0.6 - 50 mm, lettering field size: 15 x 4 mm

---

### Corrugated pipe

Protective hose - WP-PA HF 13,0 BK - 3240681



Polyamide protective hose, inflammability class V0, UV resistant

---

Protective hose - WP-PA HF-HB 13,0 BK - 3240839



Polyamide protective hose, inflammability class HB, UV resistant

---

### Cutting tools

Diagonal cutter - CUTFOX-S VDE - 1212207



Diagonal cutter for hard (piano wire) and soft wires, VDE 1000 V AC/1500 V DC tested



## Sensor/actuator cable - SAC-3P-A-1L-Z/.../... - 1435027

### Accessories

---

#### Marker carrier cable

Conductor marker carrier - PATG 2/15 - 1013038



Conductor marker carrier, transparent, unlabeled, mounting type: slide on, cable diameter range: 2 - 4 mm, lettering field size: 15 x 4 mm

---

Conductor marker carrier - PATG 3/15 - 1013041



Conductor marker carrier, transparent, unlabeled, mounting type: slide on, cable diameter range: 4 - 7 mm, lettering field size: 15 x 4 mm

---

Conductor marker carrier - PATG 4/15 - 1013054



Conductor marker carrier, transparent, unlabeled, mounting type: slide on, cable diameter range: 6 - 10 mm, lettering field size: 15 x 4 mm

---

#### Marker pen

Marker pen - B-STIFT - 1051993



Marker pen, for manual labeling of unprinted Zack strips, smear-proof and waterproof, line thickness 0.5 mm

---

#### Mounting material

## Sensor/actuator cable - SAC-3P-A-1L-Z/.../... - 1435027

### Accessories

Screw - SAC-V-SCREW-M3-29 KNURL - 1403779



Phillips head screw with plastic knurl, M3 x 40

---

### Screwdriver tools

Screw insert - SF-BIT-PH 1-70 - 1212582



Screw bit, PH crosshead, E6.3-1/4" drive, size: PH 1 x 70 mm, hardened, suitable for holder according to DIN 3126-F6.3/ISO 1173

---

### Stripping tool

Stripping tool - WIREFOX SAC-1 - 1212757



Stripping pliers, for halogen-free sensor/actuator cables (SAC cables), with PUR and PVC insulation, from  $\varnothing$  of 3.2 to 4.4 mm, any stripping length

---

Stripping tool - WIREFOX SAC - 1212623



Stripping pliers, for halogen-free sensor/actuator cables (SAC cables), with PUR and PVC insulation, from  $\varnothing$  of 4.4 to 7 mm, any stripping length

---

Stripping tool - WIREFOX 10 - 1212150



Stripping tool, for cables and conductors from 0.02 - 10 mm<sup>2</sup>, self-adjusting, stripping length of up to 18 mm, cutting capacity of up to 10 mm<sup>2</sup> stranded/1.5 mm<sup>2</sup> solid, replaceable stripping blade

## Sensor/actuator cable - SAC-3P-A-1L-Z/.../... - 1435027

### Accessories

---

#### Torque tool

Torque screwdriver - TSD-M 1,2NM - 1212224



Torque screw driver, accuracy as per EN ISO 6789 standard, adjustable from 0.3 - 1.2 Nm

---

Protective hose adapter - WP-CTA POM 13,0 BK - 1422884



Protective hose adapter, for corrugated hoses with a nominal size of 13 (10 x 13), corrugated in parallel

---