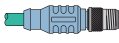
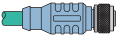
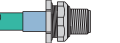

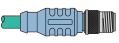







TURCK EtherNet/IP™ Physical Media Connectivity

Ethernet, (M12x1) eurofast®, RJ45 Cables and Extensions - Unshielded D-coded

		eurofast			
		Pin (Male)	Socket (Female)	Pin (Male)	Socket (Female)
		11  RSCD	12  RKCD	13  FSFDD	14  FKFDD
Bare		RSCD 44x-*M	RKCD 44x-*M	FSFDD 44x-*M	FKFDD 44x-*M
eurofast	Pin (Male)	11  RSCD	RSCD RKCD 44x-*M	RSCD FSFDD 44x-*M	RSCD FKFDD 44x-*M
	Socket (Female)	12  RKCD	RKCD RKCD 44x-*M	RKCD FSFDD 44x-*M	RKCD FKFDD 44x-*M
	RJ45 Plug	17  RJ45		RJ45 FSFDD 44x-*M	RJ45 FKFDD 44x-*M
	WRJ45 Plug	18  WRJ45E		WRJ45E FSFDD 44x-*M	WRJ45E FKFDD 44x-*M
	RJ45M IP67 Plug	19  RJ45MIP67		RJ45MIP67 FSFDD 44x-*M	RJ45MIP67 FKFDD 44x-*M
	RJ45 IP67 Plug	20  RJ45IP67		RJ45IP67 FSFDD 44x-*M	RJ45IP67 FKFDD 44x-*M

See pages K20 - K21 for dimensional drawings.

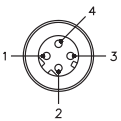
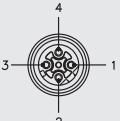
* Indicates length in meters.

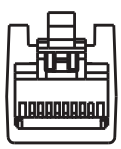
x Indicates cable type.

Standard cable lengths are 1, 2, 4, 6, 8, 10, 15, and in +5 meter increments from there. Consult factory for other lengths.


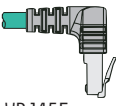


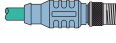
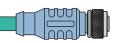
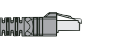



For stainless steel coupling nuts change part number RSCD ... RSCDV, FSFD ... FSFDV.

For right angle RJ45, select WRJ45I for internal tab or WRJ45E for external tab.

eurofast	Pinouts	eurofast
Male 	1. White/Orange (+ tx) 2. White/Green (+rx) 3. Orange (-tx) 4. Green (-rx)	Female 

RJ45 Pinout	RJ45 Plug	RJ45 (CR) Pinout
1. White/Orange 2. Orange 3. White/Green 4. N/C 5. N/C 6. Green 7. N/C 8. N/C	Male  12345678	1. White/Green 2. Green 3. White/Orange 4. N/C 5. N/C 6. Orange 7. N/C 8. N/C

Ethernet, (M12x1) eurofast®, RJ45, Cables and Extensions - Unshielded D-coded

		eurofast				
		Pin (Male)	Socket (Female)	Pin (Male)	Socket (Female)	
		17  RJ45	18  WRJ45E	19  RJ45MIP67	20  RJ45IP67	
Bare		RJ45 44x-*M	WRJ45E 44x-*M	RJ45MIP67 44x-*M	RJ45IP67 44x-*M	
eurofast	Pin (Male)	11  RSCD	RSCD RJ45 44x-*M	RSCD WRJ45E 44x-*M	RSCD RJ45MIP67 44x-*M	RSCD RJ45IP67 44x-*M
	Socket (Female)	12  RKCD	RKCD RJ45 44x-*M	RKCD WRJ45E 44x-*M	RKCD RJ45MIP67 44x-*M	RKCD RJ45IP67 44x-*M
	RJ45 Plug	17  RJ45	RJ45 RJ45 44x-*M		RJ45 RJ45MIP67 44x-*M	RJ45 RJ45IP67 44x-*M
	WRJ45 Plug	18  WRJ45E	WRJ45E RJ45 44x-*M	WRJ45E WRJ45E 44x-*M	WRJ45E RJ45MIP67 44x-*M	WRJ45E RJ45IP67 44x-*M
	RJ45M IP67 Plug	19  RJ45MIP67			RJ45MIP67 RJ45MIP67 44x-*M	
	RJ45 IP67 Plug	20  RJ45IP67			RJ45IP67 RJ45MIP67 44x-*M	RJ45IP67 RJ45IP67 44x-*M

See pages K20 - K21 for dimensional drawings.

* Indicates length in meters.


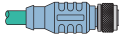
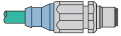
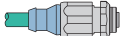
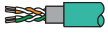
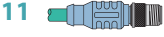




x Indicates cable type.

Standard cable lengths are 1, 2, 4, 6, 8, 10, 15, and in +5 meter increments from there. Consult factory for other lengths.

For right angle RJ45, select WRJ45I for internal tab or WRJ45E for external tab.

TURCK EtherNet/IP™ Physical Media Connectivity

Ethernet, (M12x1) eurofast®, RJ45, Cables and Extensions - Shielded Cable D-coded

		eurofast				
		Pin (Male)	Socket (Female)	Pin (Male)	Socket (Female)	
		11  RSSD	12  RKSD	15  FSSDED	16  FKSDED	
 Bare		RSSD 44x-*M	RKSD 44x-*M	FSSDED 44x-*M	FKSDED 44x-*M	
eurofast	Pin (Male)	11  RSSD	RSSD RSSD 44x-*M	RSSD RKSD 44x-*M	RSSD FSSDED 44x-*M	RSSD FKSDED 44x-*M
	Socket (Female)	12  RKSD		RKSD RKSD 44x-*M	RKSD FSSDED 44x-*M	RKSD FKSDED 44x-*M
	RJ45 Plug	17  RJ45S			RJ45S FSSDED 44x-*M	RJ45S FKSDED 44x-*M
	WRJ45 Plug	18  WRJ45ES			WRJ45ES FSSDED 44x-*M	WRJ45ES FKSDED 44x-*M
	RJ45M IP67 Plug	19  RJ45SMIP67			RJ45SMIP67 FSD 84x-*M	RJ45SMIP67 FKFD 84x-*M

See pages K20 - K21 for dimensional drawings.

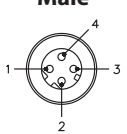

* Indicates length in meters.


x Indicates cable type.

Standard cable lengths are 1, 2, 4, 5, 6, 8, 10, 15, and in +5 meter increments from there. Consult factory for other lengths.








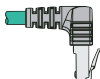
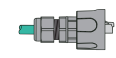
For stainless steel coupling nuts change part number RSSD ... RSSDV, FSSDED ... FSSDEDV.

For right angle RJ45, select WRJ45I for internal tab or WRJ45E for external tab.

eurofast	Pinouts	eurofast
Male	 <ol style="list-style-type: none"> White/Orange (+ tx) White/Green (+rx) Orange (-tx) Green (-rx) 	Female
		

RJ45 Pinout	RJ45 Plug	RJ45 (CR) Pinout
<ol style="list-style-type: none"> White/Orange Orange White/Green N/C N/C Green N/C N/C 	 12345678	<ol style="list-style-type: none"> White/Green Green White/Orange N/C N/C Orange N/C N/C

Ethernet, (M12x1) eurofast®, RJ45, Cables and Extensions - Shielded Cable D-coded

		eurofast		
		RJ45 Plug	WRJ45 Plug	RJ45 Plug
		17  RJ45S	18  WRJ45ES	19  RJ45SMIP67
 Bare		RJ45S 44x-*M	WRJ45ES 44x-*M	RJ45SMIP67 44x-*M
eurofast	11  RSSD	RSSD RJ45S 44x-*M	RSSD WRJ45ES 44x-*M	RSSD RJ45SMIP67 44x-*M
	12  RKSD	RKSD RJ45S 44x-*M	RKSD WRJ45ES 44x-*M	RKSD RJ45SMIP67 44x-*M
	17  RJ45S	RJ45S RJ45S 44x-*M		RJ45S RJ45SMIP67 44x-*M
	18  WRJ45ES	WRJ45ES RJ45S 44x-*M	WRJ45ES WRJ45ES 44x-*M	WRJ45ES RJ45SMIP67 44x-*M
	19  RJ45SMIP67			RJ45SMIP67 RJ45SMIP67 44x-*M

See pages K20 - K21 for dimensional drawings.

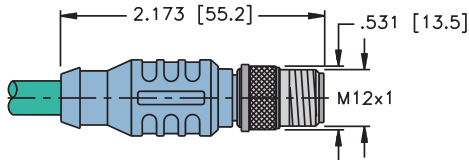
- * Indicates length in meters.
- x Indicates cable type.
 Standard cable lengths are 1, 2, 4, 5, 6, 8, 10, 15, and in +5 meter increments from there. Consult factory for other lengths.
 For stainless steel coupling nuts change part number RSSD ... RSSDV, FSSDED ... FSSDEDV.
 For right angle RJ45, select WRJ45I for internal tab or WRJ45E for external tab.

Ethernet IP Media

Specifications

Overmold:	TPU
Coupling Nut:	Nickel Plated CuZn or Stainless Steel
Contact Carrier:	TPU or POM (Nylon)
Contacts:	Gold Plated CuZn
Protection:	NEMA 1, 3, 4, 6P and IEC IP 68
Rated Voltage:	250 V
Rated Current:	4 A
Ambient Temperature:	-40° to +75°C (32° to +167°F)

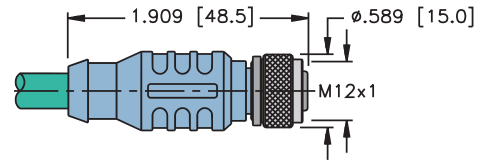
11



RSCD/RSSD ..

Pages K16

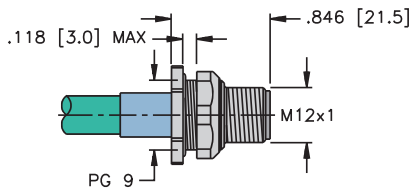
12



RKCD/RKSD ..

Pages K16

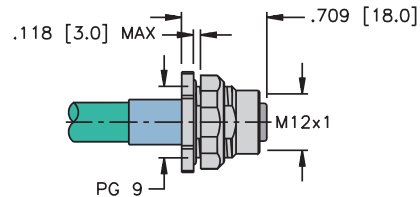
13



FSFDD ..

Pages K16

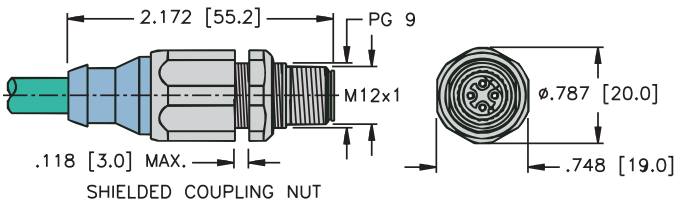
14



FKFDD ..

Pages K16

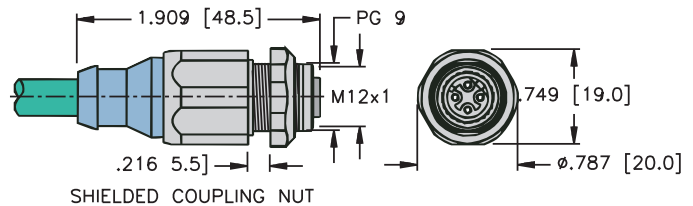
15



FSSDED ..

Pages K18

16



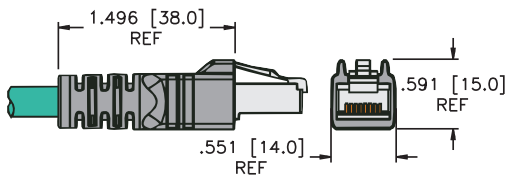
FKSDED ..

Pages K18

Specifications

Overmold:	TPU
Plug Material:	Polycarbonate
Protection:	NEMA 1, 3, 4, 6P and IEC IP 20
Rated Voltage:	42 V
Rated Current:	1.5 A
Ambient Temperature:	-25° to +75°C (-22° to +176°F)

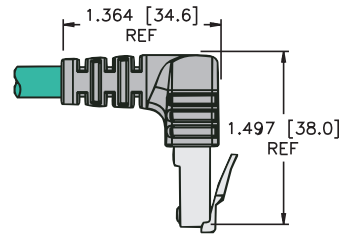
17



RJ45/RJ45S ..

Page K16

18

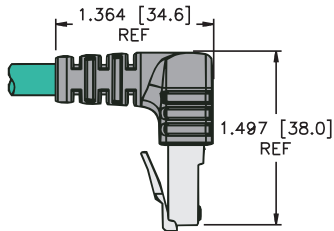


External Tab

WRJ45E/WRJ45ES ..

Page K16

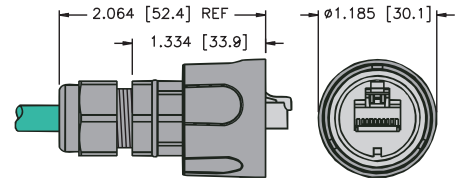
18



WRJ45I/WRJ45IS ..

Internal tab version

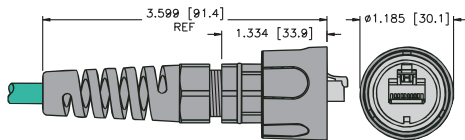
19



RJ45MIP67/RJ45SMIP67..

Page K16

20



RJ45IP67 ..

Page K16