




TYPICAL WIRING DIAGRAMS

ALWAYS USE WIRING DIAGRAM SUPPLIED ON MOTOR NAMEPLATE

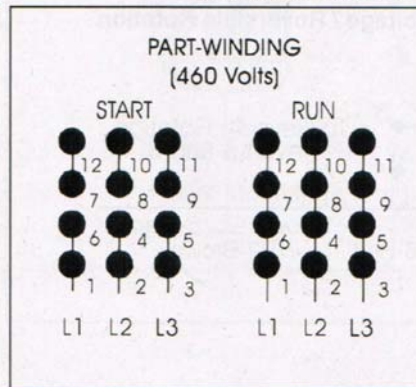
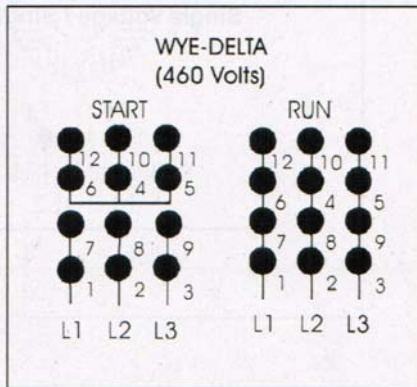
CONNECTION DIAGRAMS

WEG Three-Phase Motors
460V / 12 Lead / Part Winding
(#Co4-460-12 Leads Part Winding)





* Reduced Voltage Auto Transformer

WEG VOLTAGE CODE "G"
460V
12 LEAD MOTORS
ALL NEMA FRAMES



WEG VOLTAGE CODE "E"
208-230/460V
9 LEAD MOTORS
NEMA FRAMES
182T THROUGH 215T



WEG VOLTAGE CODE "E"
208-230/460V
9 LEAD MOTORS
NEMA FRAMES
56 THROUGH 145T

DEFINITE PURPOSE

WEG VOLTAGE CODE "E"
208-230/460V
12 LEAD MOTORS
NEMA FRAMES
254T THROUGH 447T

