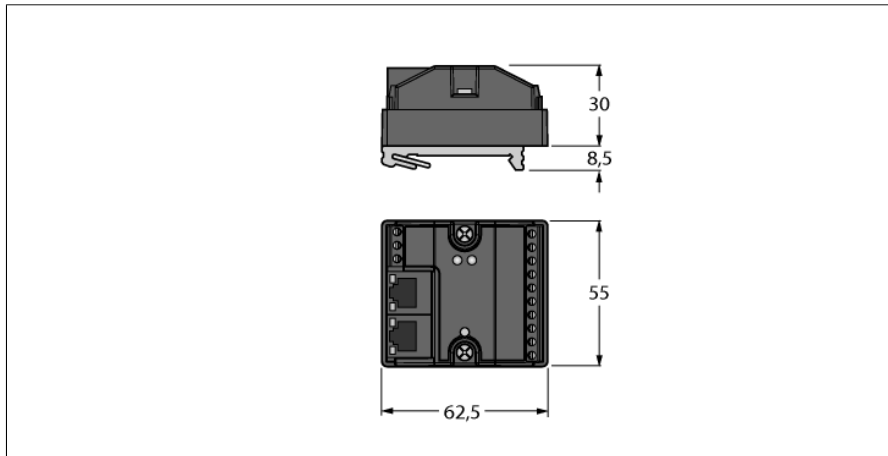


Compact IP20 Multiprotocol I/O Station

4 IO-Link Master Channels

FEN20-4IOL-DIN



- Can be mounted on DIN rail
- EtherNet/IP™ slave
- Modbus TCP slave
- PROFINET slave
- 2 RJ45 ports for the Ethernet connection
- Integrated Ethernet switch
- 10/100 Mbps
- C/Q can be configured as digital inputs/outputs
- Protection class IP20

Type designation	FEN20-4IOL-DIN
Ident-No.	6814142
Supply	
Supply voltage	24
Admissible range	20.4...28.8 VDC
System power supply	Supply from V1, class 2 power source required
Voltage supply connection	Screw terminals
Operating current	100 mA
Sensor/Actuator supply V_{AUX1}	Supply of terminals V1+1...V1+4 from V1+, 1 A per terminal. Total current max. 4 A
Electrical isolation	500V Galvanic Zone-Zone and Zone-Ethernet
Power dissipation, typical	≤ 2.4 W
System data	
Transmission rate Ethernet	10/100 Mbps, Full/Half Duplex, Auto Negotiation, Auto Cross
Connection technology Ethernet	2 × RJ45
Fieldbus address range	0 (192.168.1.254)
Protocol detection	automatic
Web server	192.168.1.254 (Default)
Service interface	Ethernet
Field Logic Controller (FLC)	
Supported from firmware version	1.0.11.0
Released from ARGEE version	1.0.10.0
Modbus TCP	
Addressing	Static IP, BOOTP, DHCP
Supported function codes	FC1, FC2, FC3, FC4, FC5, FC6, FC15, FC16, FC23
Number of TCP connections	6
Input Data Size	max. 1 register
Input register start address	0 (0x0000 hex)
Output Data Size	max. 1 register
Output register start address	2048 (0x0800 hex)
EtherNet/IP™	
Addressing	acc. to EtherNet/IP™ specification
Quick Connect (QC)	< 400 ms
Device Level Ring (DLR)	supported
Class 1 connections	6
Input Assembly Instance	103
Number of input bytes	8
Output Assembly Instance	104
Number of output bytes	4
Configuration Assembly Instance	106
Configuration Size	0

Compact IP20 Multiprotocol I/O Station

4 IO-Link Master Channels

FEN20-4IOL-DIN

PROFINET

Addressing	DCP
Conformance class	B (RT)
MinCycleTime	1 ms
Fast Start-Up (FSU)	< 150 ms
Diagnostics	acc. to PROFINET alarm handling
Topology detection	supported
Automatic addressing	supported
Media Redundancy Protocol (MRP)	supported

Digital inputs

Number of channels	4 from C/Q
Input type	PNP
Low level signal current	< 1.5 mA
High level signal current	> 2 mA
Input delay	2.5 ms

Digital outputs

Number of channels	4 from C/Q
Output type	PNP
Output current per channel	400 mA max

IO-Link

Number of channels	4
IO-Link specification	Version 1.1
IO-Link port type	Class A
Frame type	Supports all specified frame types
Transmission rate	4.8 kbps (COM 1) / 38.4 kbps (COM 2) / 230 kbps (COM 3)

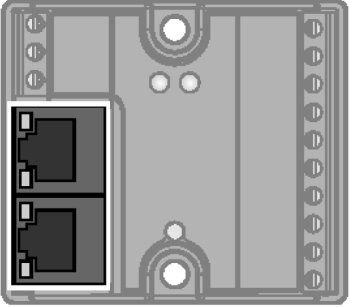

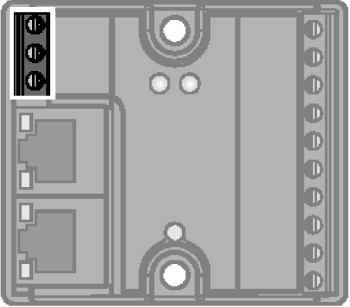

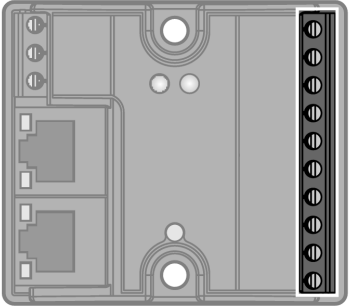
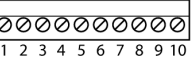
Approvals and certificates

cULus, contamination level 2, class 2 power supply required

General Information

Dimensions (W x L x H)	55 x 62.5 x 30mm
Operating temperature	-40...70 C
Storage temperature	-40...85 C
Protection class	IP20
Housing material	Fiber-glass reinforced Polyamide (PA6-GF30)
Housing color	Black
Tightening torque fixing screw	Screw terminals = 0.5 max. Nm

Compact IP20 Multiprotocol I/O Station
4 IO-Link Master Channels
FEN20-4IOL-DIN

	<p>Ethernet Ports</p>	<p>RJ45 Ethernet</p>  <p>12345678</p> <ul style="list-style-type: none"> 1 = TX + 2 = TX - 3 = RX + 4 = n.c. 5 = n.c. 6 = RX - 7 = n.c. 8 = n.c.
	<p>Power Supply Recommended torque for screw terminals: 0.5 Nm (4.43 lb.in)</p>	<p>Power Supply</p>  <ul style="list-style-type: none"> 1 = ⊕ 2 = V1 - 3 = V1 +
	<p>I/O Channels Recommended torque for screw terminals: 0.5 Nm (4.43 lb.in)</p>	<p>Terminal Connection</p>  <ul style="list-style-type: none"> 1 = V1 - 2 = C/Q 1 3 = V1+1 4 = C/Q 2 5 = V1+2 6 = C/Q 3 7 = V1+3 8 = C/Q 4 9 = V1+4 10 = V1-

Compact IP20 Multiprotocol I/O Station

4 IO-Link Master Channels

FEN20-4IOL-DIN

Module Status LED

LED	Color	Status	Description
ETH1 / ETH2	Green	ON	Ethernet Link (100 Mbps)
		Flashing	Ethernet communication (100 Mbps)
	yellow	ON	Ethernet Link (10 Mbps)
		Flashing	Ethernet communication (10 Mbps)
		OFF	No Ethernet link
BUS	Green	ON	Active connection to a master
		Flashing	Ready
		Flashes 3x (1 Hz)	ARGEE program running
	Red	ON	IP address conflict or status word is active
		Flashing	Blink/Wink command active
		OFF	Power off
ERR	Green	ON	Diagnostics disabled
	Red	ON	Short-circuit