

Cable Entry Systems


Panduit Cable Entry Systems complement our already broad and innovative control panel and on-machine solution that safely organizes, connects and protects electrical systems.

The Cable Entry Systems offer a safe, organized method to transition cable and hoses through enclosures and electrical equipment, providing strain relief while maintaining IP/NEMA ingress sealing ratings.

Traditional cable glands or cord grips require several time-consuming installation steps and considerable space on the enclosure; the Panduit offering simplifies the installation and can manage numerous cables in a very dense space. These design benefits provide up to 80% installation time savings dramatically increasing productivity and freeing up installers for other activities. The high-density hole configurations provide up to 80% space savings which is critical for machine applications that require several cables with limited space on the equipment. The extra hole locations in the same dense design allow for future cabling moves, adds, and changes.

While cable glands or cord grips typically only handle unterminated cables, the Panduit system handles both unterminated and terminated cables for increased installation productivity.

For more information about the Cable Entry Systems visit www.panduit.com/cable-entry-systems.




FEATURE	BENEFIT
Round and rectangular solutions available	Up to 80% labor savings and 80% space savings when multiple cables are required to pass into same enclosure. One hole / punch can accommodate up to 12 terminated cables and up to 140 unterminated cables.
Accommodates terminated and un-terminated cables	Prevents re-termination of cables in order to pass through openings
Selection of IP ratings to accommodate customer requirements	Meets multiple IP/NEMA ingress sealing ratings to accommodate a variety of applications that lets the user determine the most suitable solution for their requirements.
Compatible with standard punch tools	The circular and rectangular designs are compatible with industry standard electrical cutout punches to ease installation.
Imperial dimensions physically molded into components	Provides easy reference for customers who standardize on imperial dimensions
Strain relief	Grommets and sealing membranes prevent cables from over-bending at cable entry points

Cable Entry Systems



Cable Entry System Frames for Terminated Cables - Rectangular

- Requires the use of CEG grommets to achieve sealing properties (see page 4)
 - Small Grommets accommodate 0.08" – 0.47" cable diameters
 - Medium Grommets accommodate 0.47" – 0.87" cable diameters
 - Large Grommets accommodate 0.87" – 1.18" cable diameters
- Incorporates integrated strain relief
- Cable grommets available for ASI cables
- Requires four (4) user supplied 10-32 screws and nuts for mounting
- IP54 (NEMA Type 1 and 12) and IP65 (NEMA Type 1, 12, and 4X indoor use only) (with suitable grommets and cables)
- Manufactured from polypropylene and TPE materials
- Flammability: UL94V-0
- UV Resistant
- Temperature rating: -22 °F – 212 °F (-30 °C – 100 °C)



Part Number	IP/NEMA Rating	Total Number of Openings	Number of Grommets and Size Required			Overall Dimensions						Std. Pkg. Qty.	Std. Ctn. Qty.
			Small	Medium	Large	Length		Width		Installed Height			
						In	mm	In	mm	In	mm		
CEST1-C2	54/Type 1 and 12	2	—	2	—	3.98	101.1	2.28	57.9	0.59	15.0	1	50
CEST1-D3		3	—	3	—	4.76	120.9						
CEST1-B4		4	4	—	—	2.91	73.9						
CEST1-E4		4	—	4	—	5.83	148.1						
CEST1-C5		5	4	1	—	3.98	101.1						
CEST1-C6		6	6	—	—	5.83	148.1						
CEST1-D7		7	6	1	—	4.76	120.9						
CEST1-D8		8	8	—	—	5.83	148.1						
CEST1-E8		8	6	2	—	3.98	101.1						
CEST1-E9		9	8	1	—	4.76	120.9						
CEST1-E12		12	12	—	—	5.83	148.1						
CEST2-C2		65/Type 1, 12, and 4X (indoor use only)	2	—	2	—	3.98			101.1	1.5		
CEST2-D2	2		—	—	2	4.76	120.9						
CEST2-D3	3		—	3	—	5.83	148.1						
CEST2-E3	3		—	1	2	2.91	73.9						
CEST2-B4	4		4	—	—	5.83	148.1						
CEST2-E4	4		—	4	—	3.98	101.1						
CEST2-C5	5		4	1	—	5.83	148.1						
CEST2-A6	6		6	—	—	3.98	101.1						
CEST2-C6	6		6	—	—	4.76	120.9						
CEST2-D7	7		6	1	—	5.83	148.1						
CEST2-D8	8		8	—	—	2.28	57.9						
CEST2-E8	8		6	2	—	4.76	120.9						
CEST2-E9	9	8	1	—	5.83	148.1							
CEST2-E12	12	12	—	—	5.83	148.1							

For cutout dimensions, scan the QR code
or visit www.panduit.com/cable-entry-system-drawings



Cable Entry System Frames for Terminated Cables - Round

- Requires the use of CEG grommets to achieve sealing properties (see page 4)
 - Small Grommets accommodate 0.08" – 0.47" cable diameters
 - Medium Grommets accommodate 0.47" – 0.87" cable diameters
 - Large Grommets accommodate 0.87" – 1.18" cable diameters
- Split locknut included
- Cable grommets available for ASI cables
- IP65 (NEMA Type 1 and 12)
- Manufactured from polyamide 6 materials
- Flammability: UL94V-0
- UV Resistant
- Temperature rating: -22 °F – 212 °F (-30 °C – 100 °C)



Part Number	Total Number of Openings	Number of Grommets and Size Required			Overall Dimensions				Std. Pkg. Qty.	Std. Ctn. Qty.
		Small	Medium	Large	Diameter		Installed Height			
					in	mm	in	mm		
CEST2-RL251	1	1	0	0	1.57	39.9	0.73	18.5	5	50
CEST2-RL321		0	1		0	1.97	50.0	0.71		
CEST2-RL401				0		0	1	2.44		
CEST2-RL501		0	0		1			62.0		

- Installs into a 2" (50.5mm) round hole
- Requires the use of CEG grommets to achieve sealing properties (see page 4)
 - Small Grommets accommodate 0.08" – 0.47" cable diameters
- Incorporates integrated strain relief
- Requires four (4) user supplied 10-32 screws and nuts for mounting
- IP65 (NEMA Type 1, 12, and 4X indoor use only)
- Manufactured from polypropylene and TPE materials
- Flammability: UL94V-0
- UV Resistant
- Temperature rating: -22 °F – 212 °F (-30 °C – 100 °C)



Part Number	Total Number of Openings	Number of Grommets and Size Required			Overall Dimensions						Std. Pkg. Qty.	Std. Ctn. Qty.
		Small	Medium	Large	Length		Width		Installed Height			
					in	mm	in	mm	in	mm		
CEST2-R504	4	4	0	0	2.44	62.0	2.44	62.0	0.71	18.0	1	50

For cutout dimensions, scan the QR code
or visit www.panduit.com/cable-entry-system-drawings



Cable Entry Systems



Grommets for Cable Entry System Frames for Terminated Cables

- Place grommets around cables and insert into Cable Entry System Frames for Terminated Cables (see pages 2-3)
- Three sizes allow cables from 0.08" up to 1.18" diameter to route into control panels
- Cable grommets available for ASI cables
- Use cable tie part number PLT2S-C0 to secure cable within grommet
- Manufactured from TPE materials
- Flammability: UL94V-0
- UV Resistant
- Temperature rating: -22 °F – 212 °F (-30 °C – 100 °C)



CEG-X1



CEG-X2



CEG-X4



CEGASIX2



CEGAM



CEGBLS

Part Number	Compatibility for Frame Opening	Number of Opening for Cables	Cable Diameter		Std. Pkg. Qty.	Std. Ctn. Qty.
			In	mm		
CEG-02X1	Small	1	0.08 - 0.12	2.0 - 3.0	12	1200
CEG-03X1			0.12 - 0.16	3.0 - 4.1		
CEG-04X1			0.16 - 0.20	4.1 - 5.1		
CEG-05X1			0.20 - 0.24	5.1 - 6.1		
CEG-06X1			0.24 - 0.28	6.1 - 7.1		
CEG-07X1			0.28 - 0.31	7.1 - 7.9		
CEG-08X1			0.31 - 0.35	7.9 - 8.9		
CEG-09X1			0.35 - 0.39	8.9 - 9.9		
CEG-10X1			0.39 - 0.43	9.9 - 10.9		
CEG-11X1			0.43 - 0.47	10.9 - 11.9		
CEG-12X1	Medium	1	0.47 - 0.51	11.9 - 13.0	4	300
CEG-13X1			0.51 - 0.55	13.0 - 14.0		
CEG-14X1			0.55 - 0.59	14.0 - 15.0		
CEG-15X1			0.59 - 0.63	15.0 - 16.0		
CEG-16X1			0.63 - 0.67	16.0 - 17.0		
CEG-17X1			0.67 - 0.71	17.0 - 18.0		
CEG-18X1			0.71 - 0.75	18.0 - 19.1		
CEG-19X1			0.75 - 0.79	19.1 - 20.1		
CEG-20X1			0.79 - 0.83	20.1 - 21.1		
CEG-21X1			0.83 - 0.87	21.1 - 22.1		
CEG-22X1	Large	1	0.87 - 0.91	22.1 - 23.1	4	300
CEG-23X1			0.91 - 0.94	23.1 - 23.9		
CEG-24X1			0.94 - 0.98	23.9 - 24.9		
CEG-25X1			0.98 - 1.02	24.9 - 25.9		
CEG-26X1			1.02 - 1.06	25.9 - 26.9		
CEG-27X1			1.06 - 1.10	26.9 - 27.9		
CEG-28X1			1.10 - 1.14	27.9 - 29.0		
CEG-29X1			1.14 - 1.18	29.0 - 30.0		
CEG-02X2	Small	2	0.08 - 0.12	2.0 - 3.0	12	1200
CEG-02X4		4				
CEG-03X2		2				
CEG-03X4		4				
CEG-04X2	Medium	2	0.16 - 0.20	4.1 - 5.1	4	300
CEG-04X4		4				
CEG-05X2		2				
CEG-05X4		4				
CEG-06X2	Medium	2	0.24 - 0.28	6.1 - 7.1	4	300
CEG-06X4		4				
CEG-07X2		2				
CEG-07X4		4				
CEG-08X2	Large	2	0.28 - 0.31	7.1 - 7.9	4	300
CEG-08X4		4				
CEG-08X4	Large	2	0.31 - 0.35	7.9 - 8.9	4	300
CEG-08X4		4				

Part Number	Compatibility for Frame Opening	Description	Std. Pkg. Qty.	Std. Ctn. Qty.
CEGASIX2	Medium	Cable bushing to accommodate two ASI bus cables	4	300
CEGAM	Medium	Adapter to allow the use of small grommets in a medium hole in the frame	4	300
CEGBLS	Small	Blank / Filler Grommet	12	1200
CEGBLM	Medium	Blank / Filler Grommet	4	300
CEGBLL	Large	Blank / Filler Grommet	4	300


Cable Entry System for Un-Terminated Cables - Rectangular

- Engineered cable entry system offering a high degree of strain relief
- For snap-in fastening and/or screwing in place with four (4) user supplied 10-32 screws and nuts
- Snap-in at plate thickness of 0.06" to 0.08" thick
- Identification area suitable for label part number T024X000FJM-BK printed with the Panduit MP75, MP100, MP200, or MP300 printer.
- Ports feature an innovative polymer membrane that gives a high quality fit around cables and a high degree of strain relief.
- IP65 (NEMA Type 1 and 12)
- Manufactured from polyamide 6.6 and TPU/EPDM materials
- Flammability: UL94HB
- UV Resistant
- Temperature rating: -22°F – 158°F (-30°C – 70°C)



Part Number	Total Number of Openings	Number of Openings	Size of Openings		Overall Dimensions						Std. Pkg. Qty.	Std. Ctn. Qty.
			In	mm	Length		Width		Installed Height			
					In	mm	In	mm	In	mm		
CESU2-E10	10	2	0.12 - 0.26	3.0 - 6.6	5.79	147.1	2.32	58.9	0.59	15.0	1	50
		1	0.20 - 0.36	5.1 - 9.1								
		5	0.35 - 0.55	8.9 - 14.0								
		2	0.55 - 0.79	14.0 - 20.1								
CESU2-E11	11	4	0.12 - 0.26	3.0 - 6.6								
		3	0.20 - 0.36	5.1 - 9.1								
CESU2-E12	12	12	0.31 - 0.47	7.9 - 11.9								
CESU2-E13	13	2	0.12 - 0.22	3.0 - 5.6								
		6	0.16 - 0.32	4.1 - 8.1								
		4	0.35 - 0.55	8.9 - 14.0								
		1	0.55 - 0.79	14.0 - 20.1								
CESU2-E14	14	6	0.12 - 0.26	3.0 - 6.6								
		4	0.20 - 0.36	5.1 - 9.1								
		4	0.38 - 0.63	9.7 - 16.0								
CESU2-E17	17	17	0.20 - 0.36	5.1 - 9.1								
CESU2-E17A	17	11	0.12 - 0.26	3.0 - 6.6								
		1	0.16 - 0.32	4.1 - 8.1								
		5	0.31 - 0.49	7.9 - 12.4								
CESU2-E22	22	16	0.12 - 0.26	3.0 - 6.6								
		4	0.20 - 0.36	5.1 - 9.1								
		2	0.31 - 0.49	7.9 - 12.4								
CESU2-E23	23	23	0.16 - 0.32	4.1 - 8.1								
CESU2-E29	29	29	0.12 - 0.26	3.0 - 6.6								

For cutout dimensions, scan the QR code
or visit www.panduit.com/cable-entry-system-drawings



Cable Entry Membrane Plate for Un-Terminated Cables - Rectangular

- Membrane plate cable entry system offering good strain relief
- Requires four (4) user supplied 10-32 screws and nuts for mounting
- IP66 (NEMA Type 12 and 4X indoor use only)
- Manufactured from polypropylene (frame) and TPE (seal)
- Flammability: UL94HB
- UV Resistant
- Temperature rating: -22 °F – 158 °F (-30 °C – 70 °C)



Part Number	Total Number of Openings	Number of Openings	Size of Openings		Overall Dimensions						Std. Pkg. Qty.	Std. Ctn. Qty.
					Length		Width		Installed Height			
			In	mm	In	mm	In	mm	In	mm		
CESUM3-C14	14	14	0.20 - 0.35	5.00 - 9.00	4.1	103.0	2.4	61.0	0.59	15.0	5	50
CESUM3-C15	15	8	0.12 - 0.31	3.00 - 8.00								
		3	0.20 - 0.35	5.00 - 9.00								
CESUM3-D10	10	4	0.30 - 0.47	7.50 - 12.00								
		2	0.12 - 0.20	3.00 - 5.00								
CESUM3-D12	12	4	0.20 - 0.35	5.00 - 9.00								
		2	0.30 - 0.47	7.50 - 12.00								
		2	0.39 - 0.63	10.00 - 16.00								
		2	0.55 - 0.79	14.00 - 20.00								
CESUM3-D17	17	17	0.20 - 0.35	5.00 - 9.00	4.8	123.0						
CESUM3-D24	24	16	0.12 - 0.24	3.00 - 6.00								
		6	0.20 - 0.35	5.00 - 9.00								
		2	0.30 - 0.47	7.50 - 12.00								
CESUM3-E14	14	14	0.30 - 0.47	7.50 - 12.00	5.87	149.1						
CESUM3-E23	23	23	0.20 - 0.35	5.00 - 9.00								

For cutout dimensions, scan the QR code
or visit www.panduit.com/cable-entry-system-drawings



Cable Entry Systems



Cable Entry System for Un-Terminated Cables - Round

- Engineered cable entry system offering a high degree of strain relief
- For snap-in fastening or securing in place with a locknut
- Snaps into panel thickness of 0.06" to 0.08"
- Locknut included is used for securement but is not UL approved
- IP65 (NEMA Type 1 and 12)
- Manufactured from polyamide 6.6 and NBR/EPDM materials
- Flammability: UL94HB
- Temperature rating: -22 °F – 194 °F (-30 °C – 90 °C)



Part Number	Total Number of Openings	Number of Openings	Size of Openings		Overall Dimensions				Std. Pkg. Qty.	Std. Ctn. Qty.						
					Diameter		Installed Height									
			In	mm	In	mm	In	mm								
CESU2-RL504	4	3	0.24 - 0.39	6.1 - 9.9	2.28	58.0	0.35	8.9	1	50						
		1	0.38 - 0.63	9.7 - 16.0												
CESU2-RL506	6	1	0.12 - 0.22	3.0 - 5.6												
		5	0.20 - 0.36	5.1 - 9.1												
CESU2-RL508	8	7	0.14 - 0.26	3.6 - 6.6												
		1	0.24 - 0.39	6.1 - 9.9												
CESU2-RL5031	31	31	0.06 - 0.12	1.5 - 3.0												
CESU2-RL638	8	2	0.12 - 0.26	3.0 - 6.6							2.80	71.0	0.35	8.9	1	50
		4	0.20 - 0.36	5.1 - 9.1												
		2	0.38 - 0.63	9.7 - 16.0												
CESU2-RL6313	13	6	0.12 - 0.22	3.0 - 5.6												
			0.14 - 0.26	3.6 - 6.6												
		1	0.24 - 0.39	6.1 - 9.9												
CESU2-RL6319	19	19	0.12 - 0.20	3.0 - 5.1												
CESU2-RL6346	46	46	0.06 - 0.12	1.5 - 3.0												

- Membrane plate cable entry system offering good strain relief
- For snap-in fastening or screwing in place with a locknut (not included)
- Snaps into panel thickness of 0.06" to 0.08"
- IP66 (NEMA 12 and 4X - indoor/horizontal mount only)
- Manufactured from polypropylene and TPE materials
- Flammability: UL94HB
- UV Resistant
- Temperature Rating: -22°F – 158°F (-30°C – 70°C)



Part Number	Total Number of Openings	Number of Openings	Size of Openings		Overall Dimensions				Std. Pkg. Qty.	Std. Ctn. Qty.
					Diameter		Installed Height			
			In	mm	In	mm	In	mm		
CESUM3-R406	6	1	0.08 - 0.16	2.0 - 4.0	1.9	48.5	0.33	8.5	5	50
		2	0.12 - 0.24	3.0 - 6.0						
		2	0.20 - 0.35	5.0 - 9.0						
		1	0.30 - 0.47	7.5 - 12.0						
CESUM3-R407	7	4	0.12 - 0.24	3.0 - 6.0						
		3	0.20 - 0.35	5.0 - 9.0						

For cutout dimensions, scan the QR code or visit www.panduit.com/cable-entry-system-drawings



Cable Entry System Plates for Un-Terminated Cables - Rectangular - Metal


- Aluminum and stainless steel plates are best for high density cabling and the most demanding environments
- Stainless steel version is suitable for application in the food and chemical areas
- Engineered cable entry system offering a high degree of strain relief
- IP65 (NEMA Type 1 and 12)
- Stainless steel products include integrated fasteners. Aluminum products require user supplied screws and nuts for mounting.
- Seals are manufactured from NBR / EPDM materials
- Flammability: UL94HB
- UV Resistant
- Temperature rating: -22°F–194°F (-30°C–90°C)



Part Number	Material	Total Number of Openings	Number of Openings	Size of Openings		Overall Dimensions						Fasteners Required	Std. Pkg. Qty.	Std. Ctn. Qty.		
						Length		Width		Installed Height						
				In	mm	In	mm	In	mm	In	mm					
CESU2-F25-AL*	Aluminum	25	9	0.12 - 0.20	3.0 - 5.1	5.67	144.0	3.54	89.9	0.22	5.6	(10) #10-32	1	5		
			16	0.16 - 0.31	4.1 - 7.9							(4) #10-32				
CESU2-F8-AL*		8	8	0.63 - 1.1	16.0 - 27.9	15.51	393.7			8.7	221.0	0.20			5.0	(6) #6-32
CESU2-F47-AL		47	14	0.14 - 0.26	3.6 - 6.6											
			28	0.18 - 0.33	4.6 - 8.4											
			4	0.28 - 0.43	7.1 - 10.9											
CESU2-F47-SS		47	14	0.14 - 0.26	3.6 - 6.6	21.02	533.9			5.87	149.1	0.22			5.6	N/A
			28	0.18 - 0.33	4.6 - 8.4											
			4	0.28 - 0.43	7.1 - 10.9											
			1	0.43 - 0.63	10.9 - 16.0											
CESU2-H140-SS	140	16	0.14 - 0.24	3.6 - 6.1												
		64	0.18 - 0.33	4.6 - 8.4												
		36	0.24 - 0.39	6.1 - 9.9												
		4	0.31 - 0.47	7.9 - 11.9												
		8	0.35 - 0.55	8.9 - 14.0												
		8	0.55 - 0.71	14.0 - 18.0												
		4	0.71 - 0.98	18.0 - 24.9												

*UL Recognized only (UR)

For cutout dimensions, scan the QR code
or visit www.panduit.com/cable-entry-system-drawings



WORLDWIDE SUBSIDIARIES AND SALES OFFICES

PANDUIT CANADA
Markham, Ontario
cs-cdn@panduit.com
Phone: 800.777.3300

PANDUIT EUROPE LTD.
London, UK
cs-emea@panduit.com
Phone: 44.20.8601.7200

PANDUIT SINGAPORE PTE. LTD.
Republic of Singapore
cs-ap@panduit.com
Phone: 65.6305.7575

PANDUIT JAPAN
Tokyo, Japan
cs-japan@panduit.com
Phone: 81.3.6863.6000

PANDUIT LATIN AMERICA
Guadalajara, Mexico
cs-la@panduit.com
Phone: 52.33.3777.6000

PANDUIT AUSTRALIA PTY. LTD.
Victoria, Australia
cs-aus@panduit.com
Phone: 61.3.9794.9020

For a copy of Panduit product warranties, log on to www.panduit.com/warranty

For more information

Visit us at www.panduit.com

Contact Customer Service by email: cs@panduit.com
or by phone: 800.777.3300



©2022 Panduit Corp.
ALL RIGHTS RESERVED.
Printed in the U.S.A.
FRCB3-SA-ENG
11/2022