

Data Sheet | Item Number: 221-613

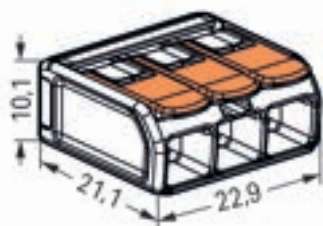
Splicing connector with levers; for all conductor types; max. 6 mm²; 3-conductor; transparent housing; Surrounding air temperature: max 85°C (T85); 6,00 mm²; transparent

<https://www.wago.com/221-613>



Color: ☐ transparent





Dimensions in mm

Splicing connector with levers, 221 Series, lever

Splicing connector with levers (item number 221-613) simplifies electrical installations. From wiring intercom systems to installing electrical ovens, connecting different conductor types is quick and hassle-free with WAGO's compact 221 Series splicing connector, which allows you to quickly and safely connect different types of conductors. This splicing connector has a rated voltage of 450 V and can handle currents up to 41 A, making it suitable for high-load applications. Ensure that the strip lengths are between 12 mm and 14 mm when connecting conductors to splicing connector with levers. Featuring conductor terminals along with CAGE CLAMP®, this product is highly versatile. Our highly-rated and maintenance-free CAGE CLAMP® connection makes it easy to connect all conductor types without having to prepare the conductor. For example, you don't need to crimp ferrules. The item's dimensions are 22.9 x 10.1 x 21.1 mm (width x height x depth). Depending on the conductor type, splicing connector with levers is designed for conductor cross sections ranging from 0.5 mm² to 6 mm².

WAGO's 221 Series Splicing Connector with levers impresses with its innovative design for different conductor cross-sections. That's why WAGO's lever-equipped splicing connector holds a unique trademark within electrical interconnection technology. The flat levers, which fit seamlessly into the 221's base, act like a cast when closed and can be positioned neatly in any housing without disturbing edges. Due to the wide design of each lever, they can all be operated perfectly without tools for convenient conductor terminations. The transparent housing displays robust technology and enables immediate visual inspection for the correct contact of solid, stranded and fine-stranded conductors. Resembling piano keys, the levers' design perfectly combines the functional and aesthetic connection technology "Made by WAGO." This product is designed for specific Ex applications (please refer to the product datasheet).



Notes	
General safety instructions	NOTICE: Observe installation and safety instructions! <ul style="list-style-type: none">• Only to be used by electricians!• Do not work under voltage/load!• Use only for proper use!• Observe national regulations/standards/guidelines!• Observe technical specifications for the products!• Observe the number of permissible potentials!• Do not use damaged/dirty components!• Observe conductor types, cross-sections and strip lengths!• Insert conductor until it hits the product's backstop!• Use original accessories! To be sold only with installation instructions!
Safety Information	in grounded power lines

Electrical data				
Ratings per		EN 60664		
Overvoltage category		III	III	II
Pollution degree		3	2	2
Nominal voltage		-	-	450 V
Rated surge voltage		-	-	4 kV
Rated current		-	-	41 A

Approvals per		UL 486C		
Use group		B	C	D
Rated voltage		-	600 V	-
Rated current		-	30 A	-

Connection data	
Clamping units	3
Total number of potentials	1

Connection 1	
Connection technology	CAGE CLAMP®
Actuation type	Lever
Connectable conductor materials	Copper
Nominal cross-section	6 mm² / 10 AWG
Solid conductor	0.5 ... 6 mm² / 20 ... 10 AWG
Stranded conductor	0.5 ... 6 mm² / 20 ... 10 AWG
Fine-stranded conductor	0.5 ... 6 mm² / 20 ... 10 AWG
Strip length	12 ... 14 mm / 0.47 ... 0.55 inches
Wiring direction	Side-entry wiring

Physical data	
Width	22.9 mm / 0.902 inches
Height	10.1 mm / 0.398 inches
Depth	21.1 mm / 0.831 inches

Material data	
Note (material data)	Information on material specifications can be found here
Color	transparent
Cover color	transparent
Material group	Illa
Insulation material (main housing)	Polycarbonate (PC)
Flammability class per UL94	V2
Fire load	0.094 MJ
Actuator color	orange
Weight	4 g



Environmental requirements	
Ambient temperature (operation)	+85 °C
Continuous operating temperature	105 °C
Temperature marking per EN 60998	T85

Commercial data	
PU (SPU)	300 (30) pcs
Packaging type	Box
Country of origin	CH
GTIN	4055143715416
Customs tariff number	85369010000




Product classification	
UNSPSC	39121409
eCl@ss 10.0	27-14-11-04
eCl@ss 9.0	27-14-11-04
ETIM 9.0	EC000446
ETIM 8.0	EC000446
ECCN	NO US CLASSIFICATION

Environmental Product Compliance	
RoHS Compliance Status	Compliant,No Exemption

Approvals / Certificates

General approvals			Declarations of conformity and manufacturer's declarations		
  					
Approval	Standard	Certificate Name	Approval	Standard	Certificate Name
CB DEKRA Certification B.V.	IEC 60998	NL-114612	EU-Declaration of Confor- mity WAGO GmbH & Co. KG	-	-
cULus_Listed_667F Underwriters Laboratories Inc.	UL 486C	E69654	UK-Declaration of Confor- mity WAGO GmbH & Co. KG	-	-
ENEC 05 DEKRA Certification B.V.	EN 60998	71-152265			
UL_Listed_64KA UL International Germany GmbH	UL 467	E201573			

Approvals for marine applications

  		
Approval	Standard	Certificate Name
ABS American Bureau of Ship- ping	EN 60998	18-HG1755093-PDA
DNV GL Det Norske Veritas, Ger- manischer Lloyd	EN 60998	TAE000015T
LR Lloyds Register	EN 60998	LR22207029TA

Downloads

Environmental Product Compliance

Compliance Search

Environmental Product Compliance 221-613

Download icon

Documentation				
Bid Text				
221-613	19.02.2019	xml	3.48 KB	Download icon
221-613	23.01.2019	docx	15.05 KB	Download icon
ausschreiben.de 221-613				Download icon

CAD/CAE-Data	
CAD data	CAE data
2D/3D Models 221-613	EPLAN Data Portal 221-613
Download icon	Download icon
	ZUKEN Portal 221-613
	Download icon

1 Compatible Products

1.1 Optional Accessories

1.1.1 General accessories

1.1.1.1 Moisture protection

[Item No.: 207-1431](#)
Gelbox; Branch; for cables; with gel; 221 Series; max. 6 mm² connectors; without splicing connectors; Size 1; gray

[Item No.: 207-1433](#)
Gelbox; Branch; for cables; with gel; 221 Series; max. 6 mm² connectors; without splicing connectors; Size 3; gray

1.1.2 Jumper

1.1.2.1 Jumper

[Item No.: 221-941/000-006](#)
Jumper; for conductor entry; 2-way; insulated; blue

[Item No.: 221-942/000-006](#)
Jumper; for conductor entry; 2-way; insulated; blue

[Item No.: 221-941](#)
Jumper; for conductor entry; 2-way; insulated; dark gray

[Item No.: 221-942](#)
Jumper; for conductor entry; 2-way; insulated; dark gray

1.1.3 Mounting adapter

1.1.3.1 Mounting accessories



Item No.: [221-510/000-006](#)
Mounting carrier; 221 Series - 6 mm²; for DIN-35 rail mounting/screw mounting; blue



Item No.: [221-510/000-053](#)
Mounting carrier; 221 Series - 6 mm²; for DIN-35 rail mounting/screw mounting; dark gray-yellow



Item No.: [221-510](#)
Mounting carrier; 221 Series - 6 mm²; for DIN-35 rail mounting/screw mounting; orange

Installation Notes

Conductor termination



Strip conductor to 12 ... 14 mm.



Termination: Lift the lever to open the clamping unit and insert a stripped conductor.



Then, lower the lever to close the clamp.

Application



Wiring fine-stranded conductors in junction boxes.



Custom low-voltage lighting system



Lighting distribution in a ceiling canopy



Pendant light connection in a suspended ceiling



COMPACT Splicing Connectors for All Conductor Types (6 mm²), 221 Series