


Printed-circuit board connector - FKC 2,5/ 4-ST-5,08 - 1873074

Please be informed that the data shown in this PDF Document is generated from our Online Catalog. Please find the complete data in the user's documentation. Our General Terms of Use for Downloads are valid (<http://phoenixcontact.com/download>)

Plug component, Nominal current: 12 A, Rated voltage (III/2): 320 V, Number of positions: 4, Pitch: 5.08 mm, Connection method: Push-in spring connection, Color: green, Contact surface: Tin




The figure shows a 10-position version of the product

Why buy this product

- Can be combined with the MSTB 2,5 range
- For larger numbers of positions up to 24-pos., visit: phoenixcontact.net/products
- Fast conductor connection thanks to Push-in spring-cage connection
- Contacting of solid or stranded conductors with ferrules without actuating the opening lever directly in the terminal point
- Two test connections for accommodating 2 mm Ø test pins or 2.3 mm Ø test plug



Key Commercial Data

Packing unit	50 pc
Minimum order quantity	50 pc
GTIN	 4 017918 142469
Weight per Piece (excluding packing)	7.38 GRM
Country of origin	Germany

Technical data

Dimensions

Width	20.31 mm
Pitch	5.08 mm
Dimension a	15.24 mm

General

Range of articles	FKC 2,5/..-ST
Type of contact	Female connector
Number of positions	4

Printed-circuit board connector - FKC 2,5/ 4-ST-5,08 - 1873074

Technical data

General

Connection method	Push-in spring connection
Insulating material group	I
Rated surge voltage (III/3)	4 kV
Rated surge voltage (III/2)	4 kV
Rated surge voltage (II/2)	4 kV
Rated voltage (III/3)	250 V
Rated voltage (III/2)	320 V
Rated voltage (II/2)	630 V
Connection in acc. with standard	EN-VDE
Nominal current I_N	12 A
Nominal cross section	2.5 mm ²
Maximum load current	12 A
Insulating material	PA
Flammability rating according to UL 94	V0
Internal cylindrical gage	A2
Stripping length	10 mm

Connection data

Conductor cross section solid min.	0.2 mm ²
Conductor cross section solid max.	2.5 mm ²
Conductor cross section flexible min.	0.2 mm ²
Conductor cross section flexible max.	2.5 mm ²
Conductor cross section flexible, with ferrule without plastic sleeve min.	0.25 mm ²
Conductor cross section flexible, with ferrule without plastic sleeve max.	2.5 mm ²
Conductor cross section flexible, with ferrule with plastic sleeve min.	0.25 mm ²
Conductor cross section flexible, with ferrule with plastic sleeve max.	2.5 mm ²
Conductor cross section AWG min.	24
Conductor cross section AWG max.	12
2 conductors with same cross section, stranded, TWIN ferrules with plastic sleeve, min.	0.5 mm ²
2 conductors with same cross section, stranded, TWIN ferrules with plastic sleeve, max.	1 mm ²
Minimum AWG according to UL/CUL	26
Maximum AWG according to UL/CUL	12

Standards and Regulations

Connection in acc. with standard	EN-VDE
	CUL
Flammability rating according to UL 94	V0

Printed-circuit board connector - FKC 2,5/ 4-ST-5,08 - 1873074

Classifications

eCl@ss

eCl@ss 4.0	272607xx
eCl@ss 4.1	27260701
eCl@ss 5.0	27260701
eCl@ss 5.1	27260701
eCl@ss 6.0	27260704
eCl@ss 7.0	27440402
eCl@ss 8.0	27440309
eCl@ss 9.0	27440309

ETIM

ETIM 3.0	EC001121
ETIM 4.0	EC002638
ETIM 5.0	EC002638

UNSPSC

UNSPSC 6.01	30211810
UNSPSC 7.0901	39121409
UNSPSC 11	39121409
UNSPSC 12.01	39121409
UNSPSC 13.2	39121409

Approvals

Approvals


Approvals

VDE Gutachten mit Fertigungsüberwachung / IECEE CB Scheme / EAC / cULus Recognized / EAC

Ex Approvals

Approvals submitted

Approval details

VDE Gutachten mit Fertigungsüberwachung 	
mm ² /AWG/kcmil	0.2-2.5

Printed-circuit board connector - FKC 2,5/ 4-ST-5,08 - 1873074

Approvals

Nominal current I _N	12 A
Nominal voltage U _N	250 V

IECEE CB Scheme

mm ² /AWG/kcmil	0.2-2.5
Nominal current I _N	12 A
Nominal voltage U _N	250 V

EAC

cULus Recognized

	B	D
mm ² /AWG/kcmil	26-12	26-12
Nominal current I _N	10 A	10 A
Nominal voltage U _N	300 V	300 V

EAC

Accessories

Accessories

Coding element

Coding profile - CP-MSTB - 1734634

Coding profile, is inserted into the slot on the plug or inverted header, red insulating material



Insulating sleeve

Insulating sleeve - MPS-IH WH - 0201663



Insulating sleeve, Color: white

Printed-circuit board connector - FKC 2,5/ 4-ST-5,08 - 1873074

Accessories

Insulating sleeve - MPS-IH RD - 0201676



Insulating sleeve, Color: red

Insulating sleeve - MPS-IH BU - 0201689



Insulating sleeve, Color: blue

Insulating sleeve - MPS-IH GN - 0201702



Insulating sleeve, Color: green

Labeled terminal marker

Marker card - SK 5,08/3,8:FORTL.ZAHLEN - 0804293



Marker card, Card, white, labeled, Horizontal: Consecutive numbers 1 - 10, 11 - 20, etc. up to 91 - (99)100, Mounting type: Adhesive, for terminal block width: 5.08 mm, Lettering field: 5.08 x 3.8 mm

Marker pen

Marker pen - B-STIFT - 1051993



Marker pen, for manual labeling of unprinted Zack strips, smear-proof and waterproof, line thickness 0.5 mm

Screwdriver tools

Printed-circuit board connector - FKC 2,5/ 4-ST-5,08 - 1873074

Accessories

Screwdriver - SZS 0,6X3,5 - 1205053



Actuation tool, for ST terminal blocks, insulated, also suitable for use as a bladed screwdriver, size: 0.6 x 3.5 x 100 mm, 2-component grip, with non-slip grip

Terminal marking

Marker card - SK 5,08/3,8:UNBEDRUCKT - 0805412



Marker card, Card, white, unlabeled, can be labeled with: Marker pen, Mounting type: Adhesive, for terminal block width: 5.08 mm, Lettering field: 5.08 x 3.8 mm

Test plug terminal block

Test plugs - MPS-MT - 0201744



Test plugs, Color: silver

Reducing plug - RPS - 0201647



Reducing plug, Color: gray

Strain relief - STZ 4-FKC-5,08 - 1876877



Strain relief for snapping into the latching chambers of the plugs, 4-pos.

Strain relief - STZ 8-FKC-5,08 - 1876880

Strain relief for snapping into the latching chambers of the plug components, 8-pos.

Printed-circuit board connector - FKC 2,5/ 4-ST-5,08 - 1873074

Accessories

Additional products

Base strip - MSTBW 2,5/ 4-G-5,08 - 1735866

Header, Nominal current: 12 A, Rated voltage (III/2): 320 V, Number of positions: 4, Pitch: 5.08 mm, Color: green, Contact surface: Tin, Mounting: Wave soldering



Base strip - MDSTB 2,5/ 4-G1-5,08 - 1736713

Header, Nominal current: 10 A, Rated voltage (III/2): 320 V, Number of positions: 4, Pitch: 5.08 mm, Color: green, Contact surface: Tin, Mounting: Wave soldering, In combination with MVSTB or FKCV plug components, both an MVSTBW (or FKCVW) and an MVSTBR plug (or FKCVR) must be used. Combination with TMSTBP plug components is not possible!



Base strip - MDSTBV 2,5/ 4-G1-5,08 - 1736755

Header, Nominal current: 10 A, Rated voltage (III/2): 320 V, Number of positions: 4, Pitch: 5.08 mm, Color: green, Contact surface: Tin, Mounting: Wave soldering, In combination with MVSTB or FKCV plug components, both an MVSTBW (or FKCVW) and an MVSTBR plug (or FKCVR) must be used. Combination with TMSTBP plug components is not possible!



Base strip - MSTBVA 2,5/ 4-G-5,08 - 1755752

Header, Nominal current: 12 A, Rated voltage (III/2): 320 V, Number of positions: 4, Pitch: 5.08 mm, Color: green, Contact surface: Tin, Mounting: Wave soldering



Base strip - MSTBA 2,5/ 4-G-5,08 - 1757268

Header, Nominal current: 12 A, Rated voltage (III/2): 320 V, Number of positions: 4, Pitch: 5.08 mm, Color: green, Contact surface: Tin, Mounting: Wave soldering



Printed-circuit board connector - FKC 2,5/ 4-ST-5,08 - 1873074

Accessories

Base strip - MSTBV 2,5/ 4-G-5,08 - 1758034



Header, Nominal current: 12 A, Rated voltage (III/2): 320 V, Number of positions: 4, Pitch: 5.08 mm, Color: green, Contact surface: Tin, Mounting: Wave soldering

Base strip - MSTB 2,5/ 4-G-5,08 - 1759033



Header, Nominal current: 12 A, Rated voltage (III/2): 320 V, Number of positions: 4, Pitch: 5.08 mm, Color: green, Contact surface: Tin, Mounting: Wave soldering

Base strip - SMSTBA 2,5/ 4-G-5,08 - 1767397



Header, Nominal current: 12 A, Rated voltage (III/2): 320 V, Number of positions: 4, Pitch: 5.08 mm, Color: green, Contact surface: Tin, Mounting: Wave soldering

Base strip - SMSTB 2,5/ 4-G-5,08 - 1769489



Header, Nominal current: 12 A, Rated voltage (III/2): 320 V, Number of positions: 4, Pitch: 5.08 mm, Color: green, Contact surface: Tin, Mounting: Wave soldering

Base strip - MSTBA 2,5/ 4-G-5,08-LA - 1770960



Header, Nominal current: 12 A, Rated voltage (III/2): 320 V, Number of positions: 4, Pitch: 5.08 mm, Color: green, Contact surface: Tin, Mounting: Wave soldering

Printed-circuit board connector - FKC 2,5/ 4-ST-5,08 - 1873074

Accessories

Base strip - MDSTBA 2,5/ 4-G-5,08 - 1842089



Header, Nominal current: 10 A, Rated voltage (III/2): 320 V, Number of positions: 4, Pitch: 5.08 mm, Color: green, Contact surface: Tin, Mounting: Wave soldering, The article can be aligned to create different nos. of positions! In combination with MVSTB or FKCV plug components, both an MVSTBW (or FKCVW) and an MVSTBR plug (or FKCVR) must be used. Combination with TMSTBP plug components is not possible!

Housing - MDSTBW 2,5/ 4-G-5,08 - 1842238



Header, Nominal current: 10 A, Rated voltage (III/2): 320 V, Number of positions: 4, Pitch: 5.08 mm, Color: green, Contact surface: Tin, Mounting: Wave soldering, The article can be aligned to create different nos. of positions! In combination with MVSTB or FKCV plug components, both an MVSTBW (or FKCVW) and an MVSTBR plug (or FKCVR) must be used. Combination with TMSTBP plug components is not possible!

Base strip - MDSTB 2,5/ 4-G-5,08 - 1842539



Header, Nominal current: 10 A, Rated voltage (III/2): 320 V, Number of positions: 4, Pitch: 5.08 mm, Color: green, Contact surface: Tin, Mounting: Wave soldering, Can be aligned! Mounting flange: Order No. 1736771, 1736768. In combination with MVSTB or FKCV plug components, both an MVSTBW (or FKCVW) and an MVSTBR plug (or FKCVR) must be used. Combination with TMSTBP plug components is not possible!

Base strip - MDSTBVA 2,5/ 4-G-5,08 - 1845358



Header, Nominal current: 10 A, Rated voltage (III/2): 320 V, Number of positions: 4, Pitch: 5.08 mm, Color: green, Contact surface: Tin, Mounting: Wave soldering, The article can be aligned to create different nos. of positions! In combination with MVSTB or FKCV plug components, both an MVSTBW (or FKCVW) and an MVSTBR plug (or FKCVR) must be used. Combination with TMSTBP plug components is not possible!

Housing - MDSTBV 2,5/ 4-G-5,08 - 1845507



Header, Nominal current: 10 A, Rated voltage (III/2): 320 V, Number of positions: 4, Pitch: 5.08 mm, Color: green, Contact surface: Tin, Mounting: Wave soldering, Can be aligned! Mounting flange: Order No. 1836477, 1836480. In combination with MVSTB or FKCV plug components, both an MVSTBW (or FKCVW) and an MVSTBR plug (or FKCVR) must be used. Combination with TMSTBP plug components is not possible!

Printed-circuit board connector - FKC 2,5/ 4-ST-5,08 - 1873074

Accessories

Base strip - MSTBO 2,5/ 4-GR-5,08 - 1847123



Header, Nominal current: 8 A, Rated voltage (III/2): 320 V, Number of positions: 4, Pitch: 5.08 mm, Color: green, Contact surface: Tin, Mounting: Wave soldering

Base strip - MSTBO 2,5/ 4-GL-5,08 - 1850453



Header, Nominal current: 8 A, Rated voltage (III/2): 320 V, Number of positions: 4, Pitch: 5.08 mm, Color: green, Contact surface: Tin, Mounting: Wave soldering

Base strip - EMSTBVA 2,5/ 4-G-5,08 - 1859535



Header, Nominal current: 12 A, Rated voltage (III/2): 320 V, Number of positions: 4, Pitch: 5.08 mm, Color: green, Contact surface: Tin, Mounting: Press-in technology

Base strip - EMSTBA 2,5/ 4-G-5,08 - 1880326



Header, Nominal current: 12 A, Rated voltage (III/2): 320 V, Number of positions: 4, Pitch: 5.08 mm, Color: green, Contact surface: Tin, Mounting: Press-in technology

Base strip - DFK-MSTBA 2,5/ 4-G-5,08 - 1898855



Header, Nominal current: 12 A, Rated voltage (III/2): 320 V, Number of positions: 4, Pitch: 5.08 mm, Color: green, Contact surface: Tin, Mounting: Wave soldering

Printed-circuit board connector - FKC 2,5/ 4-ST-5,08 - 1873074

Accessories

Base strip - DFK-MSTBVA 2,5/ 4-G-5,08 - 1899155



Header, Nominal current: 12 A, Rated voltage (III/2): 320 V, Number of positions: 4, Pitch: 5.08 mm, Color: green, Contact surface: Tin, Mounting: Wave soldering

Printed-circuit board connector - MSTBA 2,5/ 4-G-5,08 THT - 1902767



Header, Nominal current: 12 A, Rated voltage (III/2): 320 V, Number of positions: 4, Pitch: 5.08 mm, Color: black, Contact surface: Tin, Mounting: THR soldering, User information and design recommendations for through hole reflow technology can be found under "Downloads"

Base strip - MSTBVA 2,5/ 4-G-5,08 THT - 1902835



Header, Nominal current: 12 A, Rated voltage (III/2): 320 V, Number of positions: 4, Pitch: 5.08 mm, Color: black, Contact surface: Tin, Mounting: THR soldering, User information and design recommendations for through hole reflow technology can be found under "Downloads"

Printed-circuit board connector - MSTBA 2,5/ 4-G-5,08 THT-R32 - 1937253



Header, Nominal current: 12 A, Rated voltage (III/2): 320 V, Number of positions: 4, Pitch: 5.08 mm, Color: black, Contact surface: Tin, Mounting: THR soldering, User information and design recommendations for through hole reflow technology can be found under "Downloads"

Base strip - MSTBVA 2,5/ 4-G-5,08 THT-R56 - 1940431



Header, Nominal current: 12 A, Rated voltage (III/2): 320 V, Number of positions: 4, Pitch: 5.08 mm, Color: black, Contact surface: Tin, Mounting: THR soldering, User information and design recommendations for through hole reflow technology can be found under "Downloads"

Printed-circuit board connector - FKC 2,5/ 4-ST-5,08 - 1873074

Accessories

Printed-circuit board connector - CC 2,5/ 4-G-5,08 P26THR - 1954401

Header, Nominal current: 12 A, Rated voltage (III/2): 320 V, Number of positions: 4, Pitch: 5.08 mm, Color: black, Contact surface: Tin, Mounting: THR soldering, User information and design recommendations for through hole reflow technology can be found under "Downloads"



Printed-circuit board connector - CC 2,5/ 4-G-5,08 P26THRR32 - 1954605

Header, Nominal current: 12 A, Rated voltage (III/2): 320 V, Number of positions: 4, Pitch: 5.08 mm, Color: black, Contact surface: Tin, Mounting: THR soldering, User information and design recommendations for through hole reflow technology can be found under "Downloads"



Printed-circuit board connector - CCA 2,5/ 4-G-5,08 P26THR - 1954935

Header, Nominal current: 12 A, Rated voltage (III/2): 320 V, Number of positions: 4, Pitch: 5.08 mm, Color: black, Contact surface: Tin, Mounting: THR soldering, User information and design recommendations for through hole reflow technology can be found under "Downloads"



Printed-circuit board connector - CCA 2,5/ 4-G-5,08 P26THRR56 - 1955057

Header, Nominal current: 12 A, Rated voltage (III/2): 320 V, Number of positions: 4, Pitch: 5.08 mm, Color: black, Contact surface: Tin, Mounting: THR soldering, User information and design recommendations for through hole reflow technology can be found under "Downloads"



Printed-circuit board connector - CCV 2,5/ 4-G-5,08 P26THR - 1955400

Header, Nominal current: 12 A, Rated voltage (III/2): 320 V, Number of positions: 4, Pitch: 5.08 mm, Color: black, Contact surface: Tin, Mounting: THR soldering, User information and design recommendations for through hole reflow technology can be found under "Downloads"



Printed-circuit board connector - FKC 2,5/ 4-ST-5,08 - 1873074

Accessories

Printed-circuit board connector - CCV 2,5/ 4-G-5,08 P26THRR32 - 1955549



Header, Nominal current: 12 A, Rated voltage (III/2): 320 V, Number of positions: 4, Pitch: 5.08 mm, Color: black, Contact surface: Tin, Mounting: THR soldering, User information and design recommendations for through hole reflow technology can be found under "Downloads"

Printed-circuit board connector - CCVA 2,5/ 4-G-5,08 P26THR - 1955879



Header, Nominal current: 12 A, Rated voltage (III/2): 320 V, Number of positions: 4, Pitch: 5.08 mm, Color: black, Contact surface: Tin, Mounting: THR soldering, User information and design recommendations for through hole reflow technology can be found under "Downloads"

Printed-circuit board connector - CCVA 2,5/ 4-G-5,08 P26THRR56 - 1955989



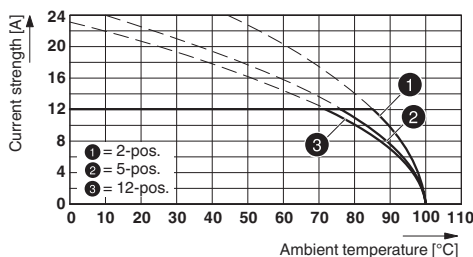
Header, Nominal current: 12 A, Rated voltage (III/2): 320 V, Number of positions: 4, Pitch: 5.08 mm, Color: black, Contact surface: Tin, Mounting: THR soldering, User information and design recommendations for through hole reflow technology can be found under "Downloads"

Drawings

Diagram

Type:
FKC
2,5/...-
ST-5,08
with
MDSTBVA
2,5/...-
G-5,08

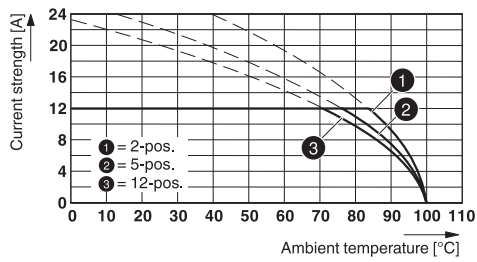
Diagram



Type: FKC 2,5/...-ST-5,08 with CCVA 2,5/...-G-5,08 P26THR

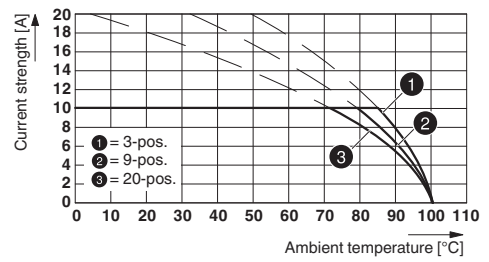
Printed-circuit board connector - FKC 2,5/ 4-ST-5,08 - 1873074

Diagram



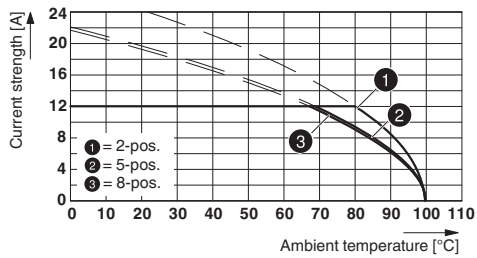
Type: FKC 2,5/...-ST-5,08 with CCA 2,5/...-G-5,08 P26THR

Diagram



Type: FKC 2,5/...-ST-5,08 with MDSTBV 2,5/...-G1-5,08

Diagram



Type: FKC 2,5/...-ST-5,08 with MSTBA 2,5/...-G-5,08 THT

Dimensional drawing

