

## D-SUB bus connector - SUBCON 25/M-SH - 2761622

Please be informed that the data shown in this PDF Document is generated from our Online Catalog. Please find the complete data in the user's documentation. Our General Terms of Use for Downloads are valid (<http://phoenixcontact.com/download>)




D-SUB connector, 25-pos., male connector, one cable entry < 35°, universal type for all systems, pin assignment: 1, 2, 3, ..., 24, 25 to screw connection terminal block

### Product Features

- Easy assembly thanks to knurled screws
- High level of EMC
- Assembly under field conditions
- For universal use
- Flexibility in terms of cable entry selection



### Key Commercial Data

Packing unit	1 pc
GTIN	 4 017918 107994
Weight per Piece (excluding packing)	100.0 g
Country of origin	Germany

### Technical data

#### Dimensions

Max. cable diameter	10 mm
Min. cable diameter	4 mm
Width	16 mm
Height	55 mm
Length	79 mm

#### Ambient conditions

Ambient temperature (operation)	-20 °C ... 75 °C
---------------------------------	------------------

## D-SUB bus connector - SUBCON 25/M-SH - 2761622

### Technical data

#### Ambient conditions

Ambient temperature (storage/transport)	-25 °C ... 80 °C
Altitude	5000 m (For restrictions see manufacturer's declaration)

#### General

Nominal voltage $U_N$	50 V
Nominal current $I_N$	100 mA
Signal	Modbus
	RS-232
	RS-422
	RS-485
Insertion/withdrawal cycles	> 200
SUBCON fixing screws	4-40 UNC
Tightening torque	0.4 Nm
Housing material	ABS, metal-plated
Pin assignment	All connections are 1:1 on the screw terminal block
MTTF	6706 Years (SN 29500 standard, temperature 25°C, operating cycle 21 % (5 days a week, 8 hours a day))
	1817 Years (SN 29500 standard, temperature 40 °C, operating cycle 34.25 % (5 days a week, 12 hours a day))
	155 Years (SN 29500 standard, temperature 40°C, operating cycle 100 % (7 days a week, 24 hours a day))

#### Connection data

Connection	D-SUB connection
Number of positions	25
Connection method	D-SUB connector
Connection	PCB connection
Connection method	Screw connection
Conductor cross section flexible min.	0.14 mm <sup>2</sup>
Conductor cross section flexible max.	1 mm <sup>2</sup>
Conductor cross section solid min.	0.14 mm <sup>2</sup>
Conductor cross section solid max.	1.5 mm <sup>2</sup>
Min. AWG conductor cross section, flexible	26
Max. AWG conductor cross section, flexible	18
Conductor cross section AWG min.	26
Conductor cross section AWG max.	16
Stripping length	5 mm
Tightening torque	0.4 Nm

#### Standards and Regulations

# D-SUB bus connector - SUBCON 25/M-SH - 2761622

## Technical data

### Standards and Regulations

Connection in acc. with standard	CUL
ATEX	# II 3 G Ex nA IIC T4 Gc X

## Classifications

### eCl@ss

eCl@ss 4.0	27140816
eCl@ss 4.1	27140816
eCl@ss 5.0	27143424
eCl@ss 5.1	27143424
eCl@ss 6.0	27143424
eCl@ss 7.0	27440209
eCl@ss 8.0	27440302
eCl@ss 9.0	27440302

### ETIM

ETIM 2.0	EC001132
ETIM 3.0	EC001132
ETIM 4.0	EC001132
ETIM 5.0	EC001132

### UNSPSC

UNSPSC 6.01	30211802
UNSPSC 7.0901	39121402
UNSPSC 11	39121402
UNSPSC 12.01	39121402
UNSPSC 13.2	39121402

## Approvals

### Approvals

---

#### Approvals

UL Recognized / cUL Recognized / CSA / EAC / cULus Recognized

---

#### Ex Approvals

ATEX

## D-SUB bus connector - SUBCON 25/M-SH - 2761622


### Approvals


---

Approvals submitted

---


### Approval details

UL Recognized 

cUL Recognized 

CSA

EAC

cULus Recognized 

### Accessories

Accessories

Data plug

D-SUB bus connector - SUBCON 25/F-SH - 2761619



D-SUB connector, 25-pos. female connector, one cable entry < 35°, universal type for all systems, pin assignment: 1, 2, 3, ..., 24, 25 to screw connection terminal block

---

Mounting material

## D-SUB bus connector - SUBCON 25/M-SH - 2761622

### Accessories

Screw - SUBCON-SHORT-SCREW - 2799694



Optional mounting screw, without knurl for narrow installation conditions, slotted head, length: 40 mm, UNC 4-40 thread  
Supplied as standard: 1 bag of 20 screws

---

Screw - SUBCON-RAENDEL-SCREW-3MM - 2310387



Optional mounting screw, with knurl for mounting by hand or using a screwdriver, bladed, length: 56 mm, metric M3 thread

---

Bend protection sleeve - CPH 4-12 - 3212028



Bend protection sleeve, for cable diameter of 4 mm ... 12 mm, Diameter: 12 mm, Color: black

---

Screwdriver tools

Screwdriver - SZF 0-0,4X2,5 - 1204504



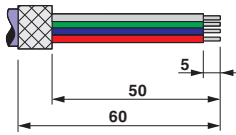
Actuation tool, for ST terminal blocks, also suitable for use as a bladed screwdriver, size: 0.4 x 2.5 x 75 mm, 2-component grip, with non-slip grip

---

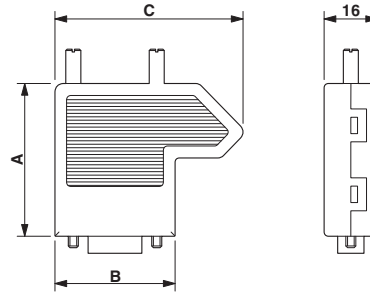
### Drawings

## D-SUB bus connector - SUBCON 25/M-SH - 2761622

Schematic diagram



Dimensional drawing



### Stripping specifications

---

Phoenix Contact 2016 © - all rights reserved  
<http://www.phoenixcontact.com>