

Type 3 surge protection base element - PT-BE/FM - 2839282

Please be informed that the data shown in this PDF Document is generated from our Online Catalog. Please find the complete data in the user's documentation. Our General Terms of Use for Downloads are valid (<http://phoenixcontact.com/download>)



Base element for protective plug PT, for mounting on NS 35/7.5 and NS 35/15, housing width: 17.5 mm

Product Features

- Plugs can be checked with CHECKMASTER
- Maximum ease of maintenance thanks to the two-piece design
- Base element remains an integral part of the installation
- Consistent plug-in signal circuit protection
- Protective devices for use in telecommunications and signaling networks according to IEC 61643-21
- Impedance-neutral disconnection of plug for test and maintenance purposes



Key Commercial Data

Packing unit	1 pc
Weight per Piece (excluding packing)	50.0 g
Country of origin	Germany

Technical data

Dimensions

Height	90 mm
Width	17.7 mm
Depth	51.2 mm
Horizontal pitch	1 Div.
Complete module height	90 mm
Complete module width	17.7 mm
Complete module depth	65.5 mm

Ambient conditions

Ambient temperature (storage/transport)	-40 °C ... 80 °C
---	------------------

Type 3 surge protection base element - PT-BE/FM - 2839282

Technical data

Ambient conditions

Ambient temperature (operation)	-40 °C ... 80 °C
---------------------------------	------------------

General

Housing material	PA 6.6-FR
Flammability rating according to UL 94	V-0
Color	jet black RAL 9005
Mounting type	DIN rail: 35 mm
Number of positions	3

Protective circuit

IEC test classification	III
	T3
EN type	T3
Arrester rated voltage U_c	264 V AC
Nominal frequency f_N	50 Hz (60 Hz)
Nominal current I_N	26 A (30 °C)
Surge protection fault message	Remote indication contact

Non-heating apparatus connection, power supply

Connection method	Screw connection
Connection type IN	Screw terminal blocks
Connection type OUT	Screw terminal blocks
Screw thread	M3
Stripping length	8 mm

Remote indication contact

Connection name	Remote fault indicator contact
Switching function	N/C contact
Connection method	Screw connection
Screw thread	M3
Stripping length	8 mm

Standards and Regulations

Standards/specifications	IEC 61643-11 2011
	EN 61643-11 2012

Classifications

eCl@ss

eCl@ss 4.0	27140201
------------	----------

Type 3 surge protection base element - PT-BE/FM - 2839282

Classifications

eCl@ss

eCl@ss 4.1	27130801
eCl@ss 5.0	27130801
eCl@ss 5.1	27130801
eCl@ss 6.0	27130803
eCl@ss 7.0	27130803
eCl@ss 8.0	27130803

ETIM

ETIM 2.0	EC000472
ETIM 3.0	EC000472
ETIM 4.0	EC000472
ETIM 5.0	EC000472

UNSPSC

UNSPSC 6.01	30212010
UNSPSC 7.0901	39121610
UNSPSC 11	39121610
UNSPSC 12.01	39121610
UNSPSC 13.2	39121620

Approvals

Approvals

Approvals

UL Recognized / cUL Recognized / GL / EAC / EAC / cULus Recognized

Ex Approvals





UL Recognized / cUL Recognized / cULus Recognized

Approvals submitted

Approval details

Type 3 surge protection base element - PT-BE/FM - 2839282

Approvals



Accessories

Accessories

Labeled terminal marker

Zack marker strip - ZB 5,LGS:FORTL.ZAHLEN - 1050017



Zack marker strip, Strip, white, labeled, Printed horizontally: Consecutive numbers 1 - 10, 11 - 20, etc. up to 491 - 500, Mounting type: Snap into tall marker groove, for terminal block width: 5.2 mm, Lettering field: 5.15 x 10.5 mm

Marker for terminal blocks - ZB 5,LGS:L1-N,PE - 1050415



Marker for terminal blocks, Strip, white, labeled, Horizontal: L1, L2, L3, N, PE, L1, L2, L3, N, PE, Mounting type: Snap into tall marker groove, for terminal block width: 5.2 mm, Lettering field: 5.15 x 10.5 mm

Shield connection

Type 3 surge protection base element - PT-BE/FM - 2839282

Accessories

Shield connection - SSA 3-6 - 2839295



shield fast connections for conductor diameter 3 - 6 mm. Potential connection cable: 200 mm, black

Shield connection - SSA 5-10 - 2839512



Shield fast connection for conductor diameters 5 - 10 mm. Potential connection cable: 200 mm, black

Terminal marking

Zack marker strip - ZB 5 :UNBEDRUCKT - 1050004



Zack marker strip, Strip, white, unlabeled, can be labeled with: Plotter, Mounting type: Snap into tall marker groove, for terminal block width: 5.2 mm, Lettering field: 5.1 x 10.5 mm

Zack marker strip - ZB 5,8:UNBEDRUCKT - 2715209



Zack marker strip, Strip, white, unlabeled, can be labeled with: Plotter, Mounting type: Snap into tall marker groove, for terminal block width: 5.8 mm, Lettering field: 5.75 x 10.5 mm

Additional products

Surge protection plug - PT 2X1-VF-230AC-ST - 2921365



Protective connector with protective circuit free of leakage current for two floating signals. Connection in series, consisting of varistor and gas-filled surge arrester between signal wires and ground.

Type 3 surge protection base element - PT-BE/FM - 2839282

Accessories

Surge protection plug - PT 2X1VA- 60AC-ST - 2839172



Protective plug PT with protective circuit for higher signal voltages, 2-channel, visual fault warning. Nominal voltage: 60 V AC

Surge protection plug - PT 2X1VA-120AC-ST - 2839185



Protective plug PT with protective circuit for higher signal voltages, 2-channel, visual fault warning. Nominal voltage: 120 V AC

Surge protection plug - PT 2X1VA-230AC-ST - 2839198



Protective plug PT with protective circuit for higher signal voltages, 2-channel, visual fault warning. Nominal voltage: 230 V AC

Surge protection plug - PT 2-F-ST - 2859000

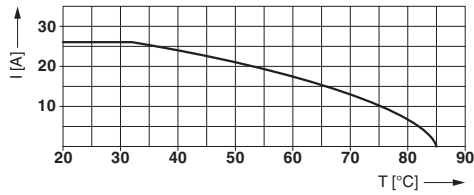


Surge protection plug for the base element, surge voltage coarse protection for two signal lines grounded on one side.

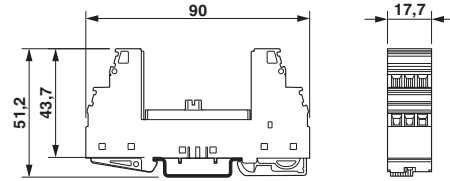
Drawings

Type 3 surge protection base element - PT-BE/FM - 2839282

Diagram



Dimensional drawing



Nominal current depending on ambient temperature

Circuit diagram

