

# Power supply unit - TRIO-PS/3AC/24DC/10 - 2866459

Please be informed that the data shown in this PDF Document is generated from our Online Catalog. Please find the complete data in the user's documentation. Our General Terms of Use for Downloads are valid (<http://phoenixcontact.com/download>)



Primary-switched TRIO POWER power supply for DIN rail mounting, input: 3-phase, output: 24 V DC/10 A

## Product Description

TRIO POWER power supplies with standard functionality  
 TRIO POWER is particularly suited to standard machine production, thanks to 1- and 3-phase versions up to 960 W. The wide-range input and the international approval package enable worldwide use.  
 The robust metal housing, the high electric strength, and the wide temperature range ensure a high level of power supply reliability.

## Why buy this product

- Use the third negative terminal block as a grounding terminal block and minimize installation costs
- Maximum operational reliability thanks to high MTBF (mean time between failures) of more than 500,000 hours and high dielectric strength of up to 300 V AC
- Rugged design with metal housing and wide temperature range from -25 to +70°C
- Compensation of voltage drops by means of output voltage that can be adjusted on the front



## Key Commercial Data

Packing unit	1 pc
GTIN	 4 046356 046701
Weight per Piece (excluding packing)	444.44 GRM
Country of origin	China

## Technical data

### Dimensions

Width	60 mm
Height	130 mm
Depth	152.5 mm

### Ambient conditions

Degree of protection	IP20
Ambient temperature (operation)	-25 °C ... 70 °C (> 55° C derating : 2.5%/K)
Ambient temperature (storage/transport)	-40 °C ... 85 °C

# Power supply unit - TRIO-PS/3AC/24DC/10 - 2866459

## Technical data

### Ambient conditions

Max. permissible relative humidity (operation)	≤ 95 % (at 25 °C, non-condensing)
Noise immunity	EN 61000-6-2:2005

### Input data

Nominal input voltage range	2x / 3x 400 V AC ... 500 V AC
Input voltage range	3x 320 V AC ... 575 V AC
	2x 360 V AC ... 575 V AC (for 2-phase operation)
AC frequency range	45 Hz ... 65 Hz
Discharge current to PE	< 3.5 mA
Current consumption	3x 0.6 A (400 V AC)
	3x 0.5 A (480 V AC)
Inrush surge current	< 15 A
Power failure bypass	> 20 ms (3x 400 V AC)
Choice of suitable circuit breakers	6 A ... 16 A (Characteristics B, C, D, K)
Power factor (cos phi)	0.59
Type of protection	Transient surge protection
Protective circuit/component	Varistor

### Output data

Nominal output voltage	24 V DC ±1 %
Setting range of the output voltage (U <sub>Set</sub> )	22.5 V DC ... 29.5 V DC (> 24 V DC, constant capacity restricted)
Nominal output current (I <sub>N</sub> )	10 A (U <sub>OUT</sub> = 24 V DC)
Derating	55 °C ... 70 °C (2.5%/K)
Connection in parallel	Yes, for redundancy and increased capacity
Connection in series	Yes
Max. capacitive load	Unlimited
Active current limitation	Approx. 15 A
Control deviation	< 1 % (change in load, static 10 % ... 90 %)
	< 2 % (change in load, dynamic 10 % ... 90 %)
	< 0.1 % (change in input voltage ±10 %)
Residual ripple	< 10 mV <sub>PP</sub>
Output power	240 W
Typical response time	< 1 s
Peak switching voltages nominal load	< 30 mV <sub>PP</sub>
Maximum power dissipation in no-load condition	7.5 W
Power loss nominal load max.	34 W

### General

Net weight	1.1 kg
Operating voltage display	Green LED
Efficiency	88.5 % (at 400 V AC and nominal values)
Insulation voltage input/output	4 kV AC (type test)

# Power supply unit - TRIO-PS/3AC/24DC/10 - 2866459

## Technical data

### General

	2 kV AC (routine test)
Protection class	I (with PE connection)
MTBF (IEC 61709, SN 29500)	> 1156000 h
Mounting position	horizontal DIN rail NS 35, EN 60715
Assembly instructions	Can be aligned: Horizontally 0 mm, vertically 50 mm

### Connection data, input

Connection method	Screw connection
Conductor cross section solid min.	0.2 mm <sup>2</sup>
Conductor cross section solid max.	2.5 mm <sup>2</sup>
Conductor cross section flexible min.	0.2 mm <sup>2</sup>
Conductor cross section flexible max.	2.5 mm <sup>2</sup>
Conductor cross section AWG min.	24
Conductor cross section AWG max.	14
Stripping length	9 mm
Screw thread	M2,5

### Connection data, output

Connection method	Screw connection
Conductor cross section solid min.	0.2 mm <sup>2</sup>
Conductor cross section solid max.	2.5 mm <sup>2</sup>
Conductor cross section flexible min.	0.2 mm <sup>2</sup>
Conductor cross section flexible max.	2.5 mm <sup>2</sup>
Conductor cross section AWG min.	16
Conductor cross section AWG max.	12
Stripping length	9 mm
Screw thread	M2,5

### Signaling

Status display	"DC OK" LED green
Note on status display	U <sub>OUT</sub> > 21.5 V: LED lights up

### Standards and Regulations

Electromagnetic compatibility	Conformance with EMC Directive 2004/108/EC
Shock	30g in each direction, according to IEC 60068-2-27
Noise immunity	EN 61000-6-2:2005
Connection in acc. with standard	CUL
Standards/regulations	EN 61000-4-2
	EN 61000-4-3
	EN 61000-4-4
	EN 61000-4-5
	EN 61000-4-6
	EN 61000-4-11

# Power supply unit - TRIO-PS/3AC/24DC/10 - 2866459

## Technical data

### Standards and Regulations

Standard – Electrical equipment of machines	EN 60204-1
Standard - Electrical safety	EN 60950-1/VDE 0805 (SELV)
Standard – Electronic equipment for use in electrical power installations and their assembly into electrical power installations	EN 50178/VDE 0160 (PELV)
Standard – Safety extra-low voltage	EN 60950-1 (SELV)
	EN 60204 (PELV)
Standard - Safe isolation	DIN VDE 0100-410
Standard – Protection against shock currents, basic requirements for protective separation in electrical equipment	EN 50178
Standard – Limitation of mains harmonic currents	EN 61000-3-2
UL approvals	UL/C-UL listed UL 508
	UL/C-UL Recognized UL 60950
Vibration (operation)	< 15 Hz, amplitude ±2.5 mm (according to IEC 60068-2-6)
Low Voltage Directive	Conformance with LV directive 2006/95/EC

## Classifications

### eCl@ss

eCl@ss 4.0	27040702
eCl@ss 4.1	27040702
eCl@ss 5.0	27049002
eCl@ss 5.1	27049002
eCl@ss 6.0	27049002
eCl@ss 7.0	27049002
eCl@ss 8.0	27049002
eCl@ss 9.0	27040701

### ETIM

ETIM 2.0	EC001039
ETIM 3.0	EC001039
ETIM 4.0	EC000599
ETIM 5.0	EC002540

### UNSPSC

UNSPSC 6.01	30211502
UNSPSC 7.0901	39121004
UNSPSC 11	39121004
UNSPSC 12.01	39121004
UNSPSC 13.2	39121004

## Approvals

### Approvals

# Power supply unit - TRIO-PS/3AC/24DC/10 - 2866459

## Approvals

---

Approvals

UL Recognized / UL Listed / cUL Recognized / cUL Listed / EAC / EAC / cULus Recognized / cULus Listed

---


Ex Approvals

---


Approvals submitted

---

## Approval details

UL Recognized 


UL Listed 

cUL Recognized 

cUL Listed 

EAC

EAC

cULus Recognized 

cULus Listed 

## Accessories

Accessories

# Power supply unit - TRIO-PS/3AC/24DC/10 - 2866459

## Accessories

### Assembly adapter

Assembly adapters - UWA 182/52 - 2938235



Universal wall adapter

---

### Mounting rail adapter

Electronic housing - UTA 107 - 2853983

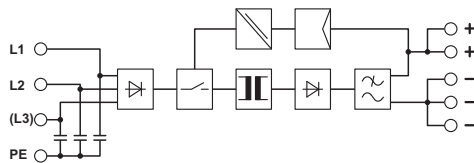
Universal DIN rail adapter



---

## Drawings

Block diagram



Dimensional drawing

