

## Power supply unit - TRIO-PS/1AC/12DC/10 - 2866488

Please be informed that the data shown in this PDF Document is generated from our Online Catalog. Please find the complete data in the user's documentation. Our General Terms of Use for Downloads are valid (<http://phoenixcontact.com/download>)



Primary-switched TRIO POWER power supply for DIN rail mounting, input: 1-phase, output: 12 V DC/10 A

### Product Description

TRIO POWER power supplies with standard functionality  
 TRIO POWER is particularly suited to standard machine production, thanks to 1- and 3-phase versions up to 960 W. The wide-range input and the international approval package enable worldwide use.  
 The robust metal housing, the high electric strength, and the wide temperature range ensure a high level of power supply reliability.



### Key Commercial Data

Packing unit	1 pc
GTIN	 4 046356 287807
Weight per Piece (excluding packing)	444.44 GRM
Country of origin	China

### Technical data

#### Dimensions

Width	40 mm
Height	130 mm
Depth	115 mm

#### Ambient conditions

Degree of protection	IP20
Ambient temperature (operation)	-25 °C ... 70 °C (> 55° C derating : 2.5%/K)
Ambient temperature (storage/transport)	-40 °C ... 85 °C
Max. permissible relative humidity (operation)	≤ 95 % (at 25 °C, non-condensing)
Noise immunity	EN 61000-6-2:2005

#### Input data

Nominal input voltage range	100 V AC ... 240 V AC
Input voltage range	85 V AC ... 264 V AC (derating < 90 V AC: 2.5 % per Kelvin)

# Power supply unit - TRIO-PS/1AC/12DC/10 - 2866488

## Technical data

### Input data

Dielectric strength maximum	300 V AC
AC frequency range	45 Hz ... 65 Hz
Discharge current to PE	< 3.5 mA
Current consumption	1.7 A (120 V AC)
	0.9 A (230 V AC)
Nominal power consumption	> 12 V DC, constant capacity restricted
Inrush surge current	< 15 A
Power failure bypass	> 20 ms (120 V AC)
	> 86 ms (230 V AC)
Choice of suitable circuit breakers	6 A ... 16 A (Characteristics B, C, D, K)
Type of protection	Transient surge protection
Protective circuit/component	Varistor

### Output data

Nominal output voltage	12 V DC $\pm$ 1 %
Setting range of the output voltage ( $U_{Set}$ )	10 V DC ... 18 V DC (> 12 V DC, constant capacity restricted)
Nominal output current ( $I_N$ )	10 A (-25°C ... 55°C)
Derating	55 °C ... 70 °C (2.5%/K)
Connection in parallel	Yes, for redundancy and increased capacity
Connection in series	Yes
Max. capacitive load	Unlimited
Active current limitation	Approx. 12 A (in the event of a short-circuit)
Control deviation	< 1 % (change in load, static 10 % ... 90 %)
	< 2 % (change in load, dynamic 10 % ... 90 %)
	< 0.1 % (change in input voltage $\pm$ 10 %)
Residual ripple	< 20 mV <sub>PP</sub>
Output power	120 W
Typical response time	< 1 s
Peak switching voltages nominal load	< 70 mV <sub>PP</sub>
Maximum power dissipation in no-load condition	1.1 W
Power loss nominal load max.	18 W

### General

Net weight	0.6 kg
Operating voltage display	Green LED
Efficiency	> 86 % (for 230 V AC and nominal values)
Insulation voltage input/output	4 kV AC (type test)
	2 kV AC (routine test)
Protection class	I (with PE connection)
	> 1871000 h (40°C)
Mounting position	horizontal DIN rail NS 35, EN 60715

# Power supply unit - TRIO-PS/1AC/12DC/10 - 2866488

## Technical data

### General

Assembly instructions	Can be aligned: Horizontally 0 mm, vertically 50 mm
-----------------------	---

### Connection data, input

Connection method	Screw connection
Conductor cross section solid min.	0.2 mm <sup>2</sup>
Conductor cross section solid max.	2.5 mm <sup>2</sup>
Conductor cross section flexible min.	0.2 mm <sup>2</sup>
Conductor cross section flexible max.	2.5 mm <sup>2</sup>
Conductor cross section AWG min.	24
Conductor cross section AWG max.	14
Stripping length	9 mm
Screw thread	M2,5

### Connection data, output

Connection method	Screw connection
Conductor cross section solid min.	0.2 mm <sup>2</sup>
Conductor cross section solid max.	2.5 mm <sup>2</sup>
Conductor cross section flexible min.	0.2 mm <sup>2</sup>
Conductor cross section flexible max.	2.5 mm <sup>2</sup>
Conductor cross section AWG min.	24
Conductor cross section AWG max.	14
Stripping length	9 mm
Screw thread	M2,5

### Standards and Regulations

Electromagnetic compatibility	Conformance with EMC Directive 2004/108/EC
Shock	15g in all directions in acc. with IEC 60068-2-27
Noise immunity	EN 61000-6-2:2005
Connection in acc. with standard	CUL
Standards/regulations	EN 61000-4-2
	EN 61000-4-3
	EN 61000-4-4
	EN 61000-4-5
	EN 61000-4-6
	EN 61000-4-11
Standard – Electrical equipment of machines	EN 60204-1
Standard - Electrical safety	EN 60950-1/VDE 0805 (SELV)
	EN 61558-2-17
Standard – Electronic equipment for use in electrical power installations and their assembly into electrical power installations	EN 50178/VDE 0160 (PELV)
Standard – Safety extra-low voltage	EN 60950-1 (SELV)
	EN 60204 (PELV)
Standard - Safe isolation	DIN VDE 0100-410

# Power supply unit - TRIO-PS/1AC/12DC/10 - 2866488

## Technical data

### Standards and Regulations

Standard – Protection against shock currents, basic requirements for protective separation in electrical equipment	EN 50178
Standard – Limitation of mains harmonic currents	EN 61000-3-2
UL approvals	UL/C-UL listed UL 508
	UL/C-UL Recognized UL 60950
Vibration (operation)	< 15 Hz, amplitude ±2.5 mm (according to IEC 60068-2-6)
Low Voltage Directive	Conformance with LV directive 2006/95/EC
Rail applications	EN 50121-4

### Classifications

#### eCl@ss

eCl@ss 4.0	27040702
eCl@ss 4.1	27040702
eCl@ss 5.0	27049002
eCl@ss 5.1	27049002
eCl@ss 6.0	27049002
eCl@ss 7.0	27049002
eCl@ss 8.0	27049002
eCl@ss 9.0	27040701

#### ETIM

ETIM 2.0	EC001039
ETIM 3.0	EC001039
ETIM 4.0	EC000599
ETIM 5.0	EC002540

#### UNSPSC

UNSPSC 6.01	30211502
UNSPSC 7.0901	39121004
UNSPSC 11	39121004
UNSPSC 12.01	39121004
UNSPSC 13.2	39121004

### Approvals

#### Approvals

#### Approvals

UL Recognized / UL Listed / cUL Recognized / cUL Listed / EAC / EAC / cULus Recognized / cULus Listed

# Power supply unit - TRIO-PS/1AC/12DC/10 - 2866488

## Approvals


Ex Approvals

---


Approvals submitted

---

### Approval details

UL Recognized 


UL Listed 

cUL Recognized 

cUL Listed 

EAC

EAC

cULus Recognized 

cULus Listed 

## Accessories

Accessories

Potential distributor

# Power supply unit - TRIO-PS/1AC/12DC/10 - 2866488

## Accessories

Interface module - VIP-2/SC/PDM-2/24 - 2315269



VARIOFACE module, with two equipotential busbars (P1, P2) for potential distribution, for mounting on NS 35 rails. Module width: 70.4 mm

Interface module - VIP-3/PT/PDM-2/24 - 2903798



VARIOFACE module with push-in connection and two equipotential busbars (P1, P2) for potential distribution, for mounting on NS 35 rails. Module width: 57.1 mm

## Drawings

Block diagram

