

## EMC filter surge protection device - SFP 1-15/120AC - 2920683

Please be informed that the data shown in this PDF Document is generated from our Online Catalog. Please find the complete data in the user's documentation. Our General Terms of Use for Downloads are valid (<http://phoenixcontact.com/download>)



Device protection, according to type 3/class III, with network interference suppression filter to prevent high-frequency interference voltages, for 1-phase power supply networks with separate N and PE (3-conductor system: L1, N, PE), with remote indication contact.

### Product Description

Device protection with interference filter

### Product Features

- Can be installed in industrial environments
- Thermal monitoring of the protective circuit
- Combined protective circuit for absorbing transient surge voltages and high-frequency interference voltages
- Disconnection status signaled via floating remote indication contact
- Integrated power display switches off automatically when there is a malfunction due to overload.



### Key Commercial Data

Packing unit	1 pc
Weight per Piece (excluding packing)	612.3 g
Country of origin	Germany

### Technical data

#### Dimensions

Height	93 mm
Width	112 mm
Depth	79 mm

#### Ambient conditions

Degree of protection	IP20
Ambient temperature (operation)	-25 °C ... 70 °C
Ambient temperature (storage/transport)	-25 °C ... 70 °C

# EMC filter surge protection device - SFP 1-15/120AC - 2920683

## Technical data

### Ambient conditions

Permissible humidity (operation)	5 % ... 95 %
----------------------------------	--------------

### General

Standards/specifications	IEC 61643-11 2011
	EN 61643-11 2012
IEC test classification	III
	T3
EN type	T3
Number of ports	Two
SPD design	Voltage-limiting type
Mode of protection	L-N
	L-PE
	N-PE
Mounting type	DIN rail: 35 mm
Color	black
	silver
Housing material	Aluminum
Degree of pollution	2
Flammability rating according to UL 94	V-0
Type	Rail-mountable module, one-piece
Number of positions	2
Surge protection fault message	Optical, remote indicator contact
For country-specific use in	USA, CN, BR

### Protective circuit

Nominal voltage $U_N$	120 V AC (TN)
	120 V AC (TT - only in use with RCD)
	120 V AC (IT - only in use with RCD)
Nominal frequency $f_N$	50 Hz (60 Hz)
Maximum continuous voltage $U_C$	150 V AC
Nominal current $I_N$	15 A (50 °C)
Rated load current $I_L$	15 A (50 °C)
Residual current $I_{PE}$	$\leq 0.6$ mA
Nominal discharge current $I_n$ (8/20) $\mu$ s	3 kA
Standby power consumption $P_C$	$\leq 7.5$ VA (at $U_{REF}$ )
	$\leq 10$ VA (at $U_C$ )
Reference test voltage $U_{REF}$	132 V AC
Combination wave $U_{OC}$	6 kV (3 kA)

## EMC filter surge protection device - SFP 1-15/120AC - 2920683

### Technical data

#### Protective circuit

Voltage protection level $U_p$	$\leq 0.5$ kV
TOV behavior at $U_T$ (L-N)	175 V AC (5 s / withstand mode) 240 V AC (5 s / safe failure mode) 208 V AC (120 min / safe failure mode)
TOV behavior at $U_T$ (L-PE)	208 V AC (5 s / withstand mode) 175 V AC (120 min / withstand mode) 1332 V AC (200 ms / safe failure mode)
TOV behavior at $U_T$ (N-PE)	1200 V AC (200 ms / safe failure mode)
Response time $t_A$	$\leq 25$ ns
Capacity (L-N)	1 $\mu$ F $\pm 10$ % 10 nF $\pm 10$ % (X2-275 V)
Capacity (L-PE)	2.2 nF $\pm 20$ % (Y2-250 V)
Capacity (L-PEN)	2.2 nF $\pm 20$ % (Y2-250 V)
Max. required back-up fuse	20 A (MCB B/general purpose) 16 A (IT - MCB B/general purpose)
Input attenuation aE, sym.	20 dB ( $\geq 100$ kHz / 50 $\Omega$ )
Input attenuation aE, asym.	30 dB ( $\geq 1$ MHz / 50 $\Omega$ )
Short-circuit current rating $I_{SCCR}$	5 kA AC (TN/TT) 1 kA AC (IT)

#### Indicator/remote signaling

Connection name	Remote fault indicator contact
Switching function	PDT contact
Operating voltage	12 V AC ... 250 V AC 250 V DC (250 mA DC)
Operating current	100 mA AC ... 1 A 1 A (48 V DC)
Connection method	Pluggable screw connection
Conductor cross section flexible	0.14 mm <sup>2</sup> ... 1.5 mm <sup>2</sup>
Conductor cross section solid	0.14 mm <sup>2</sup> ... 1.5 mm <sup>2</sup>
Conductor cross section AWG	26 ... 16
Screw thread	M2
Tightening torque	0.25 Nm
Stripping length	7 mm

#### Connection data

Connection method	Screw terminal blocks
Conductor cross section flexible	2.5 mm <sup>2</sup> ... 4 mm <sup>2</sup>

## EMC filter surge protection device - SFP 1-15/120AC - 2920683

### Technical data

#### Connection data

Conductor cross section solid	2.5 mm <sup>2</sup> ... 6 mm <sup>2</sup>
Conductor cross section AWG	14 ... 10
Screw thread	M3
Tightening torque	0.5 Nm ... 0.6 Nm
	4.5 lb <sub>f</sub> -in. ... 5.5 lb <sub>f</sub> -in.
Stripping length	8 mm

#### UL specifications

SPD Type	2CA
Maximum continuous operating voltage MCOV (L-N)	150 V AC
Maximum continuous operating voltage MCOV (L-G)	150 V AC
Maximum continuous operating voltage MCOV (N-G)	150 V AC
Mode of protection	L-N
	L-G
	N-G
Power distribution system	1
Nominal frequency	50/60 Hz
Voltage protection rating VPR (L-N)	500 V
Voltage protection rating VPR (L-G)	500 V
Voltage protection rating VPR (N-G)	500 V
Nominal discharge current I <sub>n</sub>	3 kA
Short-circuit current rating (SCCR)	5 kA

#### Protective circuit, filter

Discharge resistor	820 kΩ
--------------------	--------

### Classifications

#### eCl@ss

eCl@ss 4.0	27140201
eCl@ss 4.1	27130801
eCl@ss 5.0	27130801
eCl@ss 5.1	27130801
eCl@ss 6.0	27130806
eCl@ss 7.0	27130806
eCl@ss 8.0	27130806
eCl@ss 9.0	27130806

# EMC filter surge protection device - SFP 1-15/120AC - 2920683

## Classifications

### ETIM

ETIM 2.0	EC000942
ETIM 3.0	EC000942
ETIM 4.0	EC000942
ETIM 5.0	EC000942

### UNSPSC

UNSPSC 6.01	30212010
UNSPSC 7.0901	39121610
UNSPSC 11	39121610
UNSPSC 12.01	39121610
UNSPSC 13.2	39121620

## Approvals

### Approvals

---

#### Approvals

UL Recognized / cUL Recognized / EAC / cULus Recognized

---


#### Ex Approvals


---

#### Approvals submitted

---

## Approval details


UL Recognized 
---

cUL Recognized 
--

EAC
-----

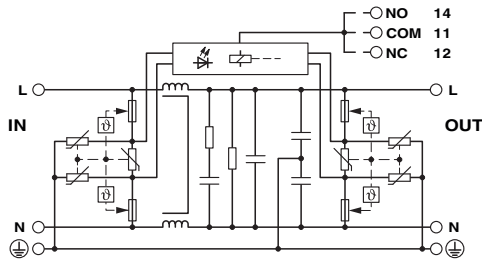
# EMC filter surge protection device - SFP 1-15/120AC - 2920683

## Approvals

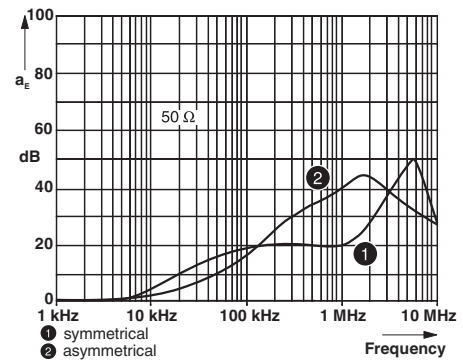


## Drawings

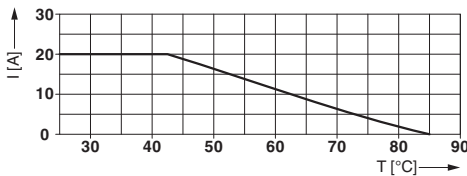
Circuit diagram



Diagram



Diagram



Dimensional drawing

