

## Feed-through terminal block - UT 2,5 BK - 3045088

Please be informed that the data shown in this PDF Document is generated from our Online Catalog. Please find the complete data in the user's documentation. Our General Terms of Use for Downloads are valid (<http://phoenixcontact.com/download>)



Feed-through terminal block, Connection method: Screw connection, Cross section: 0.14 mm<sup>2</sup> - 4 mm<sup>2</sup>, AWG: 26 - 12, Width: 5.2 mm, Color: black, Mounting type: NS 35/7,5, NS 35/15

The illustration shows the color version

### Product Features

- The large wiring space enables the connection of solid and stranded conductors without ferrules, even above the nominal cross section
- As well as saving space, the compact design enables user-friendly wiring in a small amount of space
- The multi-conductor connection offers maximum flexibility and wiring density
- Optimum screwdriver guidance through closed screw shafts
- The cable entry funnel enables the use of conductors with ferrules and plastic collars within the nominal cross section



### Key Commercial Data

|                                      |         |
|--------------------------------------|---------|
| Packing unit                         | 1 pc    |
| Minimum order quantity               | 50 pc   |
| Weight per Piece (excluding packing) | 8.15 g  |
| Country of origin                    | Germany |

### Technical data

#### General

|                       |                     |
|-----------------------|---------------------|
| Number of levels      | 1                   |
| Number of connections | 2                   |
| Potentials            | 1                   |
| Nominal cross section | 2.5 mm <sup>2</sup> |
| Color                 | black               |
| Insulating material   | PA                  |

## Feed-through terminal block - UT 2,5 BK - 3045088

### Technical data

#### General

|   |   |
|---|---|
| Flammability rating according to UL 94  | V0  |
| Area of application   | Railway industry                                      |
|   | Machine building                                      |
|   | Plant engineering                                     |
|   | Process industry                                      |
| Rated surge voltage   | 8 kV  |
| Degree of pollution   | 3   |
| Overvoltage category  | III   |
| Insulating material group   | I   |
| Maximum load current  | 32 A (with 4 mm <sup>2</sup> conductor cross section) |
| Nominal current I <sub>N</sub>  | 24 A  |
| Nominal voltage U <sub>N</sub>  | 1000 V  |
| Open side panel   | Yes   |
| Shock protection test specification   | DIN EN 50274 (VDE 0660-514):2002-11                   |
| Back of the hand protection   | guaranteed  |
| Finger protection   | guaranteed  |
| Result of surge voltage test  | Test passed   |
| Surge voltage test setpoint   | 9.8 kV  |
| Result of power-frequency withstand voltage test  | Test passed   |
| Power frequency withstand voltage setpoint  | 2.2 kV  |
| Result of the test for mechanical stability of terminal points (5 x conductor connection) | Test passed   |
| Result of bending test  | Test passed   |
| Bending test rotation speed   | 10 rpm  |
| Bending test turns  | 135   |
| Bending test conductor cross section/weight   | 0.14 mm <sup>2</sup> / 0.2 kg                         |
|   | 2.5 mm <sup>2</sup> / 0.7 kg                          |
|   | 4 mm <sup>2</sup> / 0.9 kg                            |
| Tensile test result   | Test passed   |
| Conductor cross section tensile test  | 0.14 mm <sup>2</sup>                                  |
| Tractive force setpoint   | 10 N  |
| Conductor cross section tensile test  | 2.5 mm <sup>2</sup>                                   |
| Tractive force setpoint   | 50 N  |
| Conductor cross section tensile test  | 4 mm <sup>2</sup>                                     |
| Tractive force setpoint   | 60 N  |
| Result of tight fit on support  | Test passed   |
| Tight fit on carrier  | NS 35   |

## Feed-through terminal block - UT 2,5 BK - 3045088

### Technical data

#### General

|   |   |
|---|---|
| Setpoint  | 1 N   |
| Result of voltage-drop test   | Test passed   |
| Requirements, voltage drop  | ≤ 3.2 mV  |
| Result of temperature-rise test   | Test passed   |
| Short circuit stability result  | Test passed   |
| Conductor cross section short circuit testing                           | 2.5 mm <sup>2</sup>                                 |
| Short-time current  | 0.3 kA  |
| Conductor cross section short circuit testing                           | 4 mm <sup>2</sup>                                   |
| Short-time current  | 0.48 kA   |
| Result of thermal test  | Test passed   |
| Proof of thermal characteristics (needle flame) effective duration      | 30 s  |
| Oscillation, broadband noise test result                                | Test passed   |
| Test specification, oscillation, broadband noise                        | DIN EN 50155 (VDE 0115-200):2008-03                 |
| Test spectrum   | Service life test category 1, class B, body mounted |
| Test frequency  | f <sub>1</sub> = 5 Hz to f <sub>2</sub> = 150 Hz    |
| ASD level   | 1.857 (m/s <sup>2</sup> ) <sup>2</sup> /Hz          |
| Acceleration  | 0,8 g   |
| Test duration per axis  | 5 h   |
| Test directions   | X-, Y- and Z-axis                                   |
| Shock test result   | Test passed   |
| Test specification, shock test  | DIN EN 50155 (VDE 0115-200):2008-03                 |
| Shock form  | Half-sine   |
| Acceleration  | 5 g   |
| Shock duration  | 30 ms   |
| Number of shocks per direction  | 3   |
| Test directions   | X-, Y- and Z-axis (pos. and neg.)                   |
| Relative insulation material temperature index (Elec., UL 746 B)        | 130 °C  |
| Temperature index of insulation material (DIN EN 60216-1 (VDE 0304-21)) | 125 °C  |
| Static insulating material application in cold                          | -60 °C  |

#### Dimensions

|                  |         |
|------------------|---------|
| Width            | 5.2 mm  |
| End cover width  | 2.2 mm  |
| Length           | 47.7 mm |
| Height NS 35/7,5 | 47.5 mm |
| Height NS 35/15  | 55 mm   |

#### Connection data

## Feed-through terminal block - UT 2,5 BK - 3045088

### Technical data

#### Connection data

|   |  |
|---|--|
| Connection method   | Screw connection   |
| Connection in acc. with standard  | IEC 60947-7-1  |
| Note  | Note: Product releases, connection cross sections and notes on connecting aluminum cables can be found in the download area. |
| Conductor cross section solid min.  | 0.14 mm <sup>2</sup>   |
| Conductor cross section solid max.  | 4 mm <sup>2</sup>  |
| Conductor cross section AWG min.  | 26   |
| Conductor cross section AWG max.  | 12   |
| Conductor cross section flexible min.   | 0.14 mm <sup>2</sup>   |
| Conductor cross section flexible max.   | 4 mm <sup>2</sup>  |
| Min. AWG conductor cross section, flexible  | 26   |
| Max. AWG conductor cross section, flexible  | 12   |
| Conductor cross section flexible, with ferrule without plastic sleeve min.              | 0.14 mm <sup>2</sup>   |
| Conductor cross section flexible, with ferrule without plastic sleeve max.              | 2.5 mm <sup>2</sup>  |
| Conductor cross section flexible, with ferrule with plastic sleeve min.                 | 0.14 mm <sup>2</sup>   |
| Conductor cross section flexible, with ferrule with plastic sleeve max.                 | 2.5 mm <sup>2</sup>  |
| 2 conductors with same cross section, solid min.  | 0.14 mm <sup>2</sup>   |
| 2 conductors with same cross section, solid max.  | 1.5 mm <sup>2</sup>  |
| 2 conductors with same cross section, stranded min.                                     | 0.14 mm <sup>2</sup>   |
| 2 conductors with same cross section, stranded max.                                     | 1.5 mm <sup>2</sup>  |
| 2 conductors with same cross section, stranded, TWIN ferrules with plastic sleeve, min. | 0.5 mm <sup>2</sup>  |
| 2 conductors with same cross section, stranded, TWIN ferrules with plastic sleeve, max. | 1.5 mm <sup>2</sup>  |
| 2 conductors with same cross section, stranded, ferrules without plastic sleeve, min.   | 0.14 mm <sup>2</sup>   |
| 2 conductors with same cross section, stranded, ferrules without plastic sleeve, max.   | 1.5 mm <sup>2</sup>  |
| Connection in acc. with standard  | IEC/EN 60079-7   |
| Conductor cross section solid min.  | 0.14 mm <sup>2</sup>   |
| Conductor cross section solid max.  | 4 mm <sup>2</sup>  |
| Conductor cross section AWG min.  | 26   |
| Conductor cross section AWG max.  | 12   |
| Conductor cross section flexible min.   | 0.14 mm <sup>2</sup>   |
| Conductor cross section flexible max.   | 2.5 mm <sup>2</sup>  |
| Stripping length  | 9 mm   |
| Internal cylindrical gage   | A3   |
| Screw thread  | M3   |
| Tightening torque, min  | 0.5 Nm   |

## Feed-through terminal block - UT 2,5 BK - 3045088

### Technical data

#### Connection data

|                       |        |
|-----------------------|--------|
| Tightening torque max | 0.6 Nm |
|-----------------------|--------|

#### Standards and Regulations

|  |               |
|--|---------------|
| Connection in acc. with standard       | CSA           |
|  | IEC 60947-7-1 |
| Flammability rating according to UL 94 | V0            |

### Classifications

#### eCl@ss

|            |          |
|------------|----------|
| eCl@ss 4.0 | 27141120 |
| eCl@ss 4.1 | 27141120 |
| eCl@ss 5.0 | 27141120 |
| eCl@ss 5.1 | 27141120 |
| eCl@ss 6.0 | 27141120 |
| eCl@ss 7.0 | 27141120 |
| eCl@ss 8.0 | 27141120 |
| eCl@ss 9.0 | 27141120 |

#### ETIM

|          |          |
|----------|----------|
| ETIM 2.0 | EC000897 |
| ETIM 3.0 | EC000897 |
| ETIM 4.0 | EC000897 |
| ETIM 5.0 | EC000897 |

#### UNSPSC

|               |          |
|---------------|----------|
| UNSPSC 6.01   | 30211811 |
| UNSPSC 7.0901 | 39121410 |
| UNSPSC 11     | 39121410 |
| UNSPSC 12.01  | 39121410 |
| UNSPSC 13.2   | 39121410 |

### Approvals

#### Approvals

---

#### Approvals

CSA / UL Recognized / VDE Gutachten mit Fertigungsüberwachung / cUL Recognized / DNV / IECCEB CB Scheme / EAC / EAC / RS / cULus Recognized

# Feed-through terminal block - UT 2,5 BK - 3045088


## Approvals


Ex Approvals


IECEX / ATEX / UL Recognized / cUL Recognized / EAC Ex


Approvals submitted

## Approval details

|   |       |       |
|---|-------|-------|
| CSA  |       |       |
|   | B     | C     |
| mm <sup>2</sup> /AWG/kcmil  | 26-12 | 26-12 |
| Nominal current I <sub>N</sub>  | 20 A  | 20 A  |
| Nominal voltage U <sub>N</sub>  | 600 V | 600 V |

|   |       |       |
|---|-------|-------|
| UL Recognized  |       |       |
|   | B     | C     |
| mm <sup>2</sup> /AWG/kcmil  | 26-12 | 26-12 |
| Nominal current I <sub>N</sub>  | 20 A  | 20 A  |
| Nominal voltage U <sub>N</sub>  | 600 V | 600 V |

|   |         |
|---|---------|
| VDE Gutachten mit Fertigungsüberwachung  |         |
| mm <sup>2</sup> /AWG/kcmil  | 0.2-2.5 |
| Nominal voltage U <sub>N</sub>  | 800 V   |

|  |       |       |
|--|-------|-------|
| cUL Recognized  |       |       |
|  | B     | C     |
| mm <sup>2</sup> /AWG/kcmil   | 26-12 | 26-12 |
| Nominal current I <sub>N</sub>   | 20 A  | 20 A  |

## Feed-through terminal block - UT 2,5 BK - 3045088

### Approvals

|                    |       |       |
|--------------------|-------|-------|
|                    | B     | C     |
| Nominal voltage UN | 600 V | 600 V |

DNV

|                            |         |
|----------------------------|---------|
| IECEE CB Scheme            |         |
| mm <sup>2</sup> /AWG/kcmil | 0.2-2.5 |
| Nominal voltage UN         | 800 V   |

EAC

EAC

RS

cULus Recognized

### Accessories

#### Accessories

#### DIN rail

DIN rail perforated - NS 35/ 7,5 PERF 2000MM - 0801733



DIN rail, material: steel galvanized and passivated with a thick layer, perforated, height 7.5 mm, width 35 mm, length: 2000 mm

## Feed-through terminal block - UT 2,5 BK - 3045088

### Accessories

DIN rail, unperforated - NS 35/ 7,5 UNPERF 2000MM - 0801681



DIN rail, material: Steel, unperforated, height 7.5 mm, width 35 mm, length: 2 m

---

DIN rail perforated - NS 35/ 7,5 WH PERF 2000MM - 1204119



DIN rail 35 mm (NS 35)

---

DIN rail - NS 35/ 7,5 WH UNPERF 2000MM - 1204122



DIN rail 35 mm (NS 35)

---

DIN rail, unperforated - NS 35/ 7,5 AL UNPERF 2000MM - 0801704



DIN rail, unperforated, Width: 35 mm, Height: 7.5 mm, Length: 2000 mm, Color: silver

---

DIN rail perforated - NS 35/ 7,5 ZN PERF 2000MM - 1206421



DIN rail, material: Galvanized, perforated, height 7.5 mm, width 35 mm, length: 2 m

---



## Feed-through terminal block - UT 2,5 BK - 3045088

### Accessories

DIN rail, unperforated - NS 35/ 7,5 ZN UNPERF 2000MM - 1206434



DIN rail, material: Galvanized, unperforated, height 7.5 mm, width 35 mm, length: 2 m

---

DIN rail, unperforated - NS 35/ 7,5 CU UNPERF 2000MM - 0801762



DIN rail, material: Copper, unperforated, height 7.5 mm, width 35 mm, length: 2 m

---

End cap - NS 35/ 7,5 CAP - 1206560



DIN rail end piece, for DIN rail NS 35/7.5

---

DIN rail perforated - NS 35/15 PERF 2000MM - 1201730



DIN rail, material: steel galvanized and passivated with a thick layer, perforated, height 15 mm, width 35 mm, length: 2000 mm

---

DIN rail, unperforated - NS 35/15 UNPERF 2000MM - 1201714



DIN rail, material: Steel, unperforated, height 15 mm, width 35 mm, length: 2 m

---

## Feed-through terminal block - UT 2,5 BK - 3045088

### Accessories

DIN rail perforated - NS 35/15 WH PERF 2000MM - 0806602



DIN rail 35 mm (NS 35)

---

DIN rail - NS 35/15 WH UNPERF 2000MM - 1204135



DIN rail 35 mm (NS 35)

---

DIN rail, unperforated - NS 35/15 AL UNPERF 2000MM - 1201756



DIN rail, deep drawn, high profile, unperforated, 1.5 mm thick, material: aluminum, height 15 mm, width 35 mm, length 2000 mm

---

DIN rail perforated - NS 35/15 ZN PERF 2000MM - 1206599



DIN rail, material: Galvanized, perforated, height 15 mm, width 35 mm, length: 2 m

---

DIN rail, unperforated - NS 35/15 ZN UNPERF 2000MM - 1206586



DIN rail, material: Galvanized, unperforated, height 15 mm, width 35 mm, length: 2 m

---

## Feed-through terminal block - UT 2,5 BK - 3045088

### Accessories

DIN rail, unperforated - NS 35/15 CU UNPERF 2000MM - 1201895



DIN rail, material: Copper, unperforated, 1.5 mm thick, height 15 mm, width 35 mm, length: 2 m

End cap - NS 35/15 CAP - 1206573



DIN rail end piece, for DIN rail NS 35/15

DIN rail, unperforated - NS 35/15-2,3 UNPERF 2000MM - 1201798



DIN rail, material: Steel, unperforated, 2.3 mm thick, height 15 mm, width 35 mm, length: 2 m

### End block

End clamp - CLIPFIX 35 - 3022218



Quick mounting end clamp for NS 35/7,5 DIN rail or NS 35/15 DIN rail, with marking option, width: 9.5 mm, color: gray

End clamp - CLIPFIX 35-5 - 3022276



Quick mounting end clamp for NS 35/7,5 DIN rail or NS 35/15 DIN rail, with marking option, with parking option for FBS...5, FBS...6, KSS 5, KSS 6, width: 5.15 mm, color: gray

## Feed-through terminal block - UT 2,5 BK - 3045088

### Accessories

End clamp - E/NS 35 N - 0800886



End clamp, width: 9.5 mm, color: gray

---

### End cover

End cover - D-UT 2,5/10 - 3047028



End cover, Length: 47.7 mm, Width: 2.2 mm, Height: 48.4 mm, Color: gray

---

### Insulating sleeve

Insulating sleeve - MPS-IH WH - 0201663



Insulating sleeve, Color: white

---

Insulating sleeve - MPS-IH RD - 0201676



Insulating sleeve, Color: red

---

Insulating sleeve - MPS-IH BU - 0201689



Insulating sleeve, Color: blue

## Feed-through terminal block - UT 2,5 BK - 3045088

### Accessories

---

Insulating sleeve - MPS-IH YE - 0201692



Insulating sleeve, Color: yellow

---

Insulating sleeve - MPS-IH GN - 0201702



Insulating sleeve, Color: green

---

Insulating sleeve - MPS-IH GY - 0201728



Insulating sleeve, Color: gray

---

Insulating sleeve - MPS-IH BK - 0201731



Insulating sleeve, Color: black

---

### Jumper

Plug-in bridge - FBS 2-5 - 3030161



Plug-in bridge, Pitch: 5.2 mm, Length: 22.7 mm, Width: 9 mm, Number of positions: 2, Color: red

---

## Feed-through terminal block - UT 2,5 BK - 3045088

### Accessories

Plug-in bridge - FBS 3-5 - 3030174



Plug-in bridge, Pitch: 5.2 mm, Length: 22.7 mm, Width: 14.2 mm, Number of positions: 3, Color: red

---

Plug-in bridge - FBS 4-5 - 3030187



Plug-in bridge, Pitch: 5.2 mm, Length: 22.7 mm, Width: 19.4 mm, Number of positions: 4, Color: red

---

Plug-in bridge - FBS 5-5 - 3030190



Plug-in bridge, Pitch: 5.2 mm, Length: 22.7 mm, Width: 24.6 mm, Number of positions: 5, Color: red

---

Plug-in bridge - FBS 10-5 - 3030213



Plug-in bridge, Pitch: 5.2 mm, Length: 22.7 mm, Width: 50.6 mm, Number of positions: 10, Color: red

---

Plug-in bridge - FBS 20-5 - 3030226



Plug-in bridge, Pitch: 5.2 mm, Number of positions: 20, Color: red

---

## Feed-through terminal block - UT 2,5 BK - 3045088

### Accessories

Plug-in bridge - FBS 50-5 - 3038930



Plug-in bridge, Pitch: 5.2 mm, Number of positions: 50, Color: red

---

Plug-in bridge - FBSR 2-5 - 3033702



Plug-in bridge, Pitch: 5.2 mm, Number of positions: 2, Color: red

---

Plug-in bridge - FBSR 3-5 - 3001591



Plug-in bridge, Pitch: 5.2 mm, Number of positions: 3, Color: red

---

Plug-in bridge - FBSR 4-5 - 3001592



Plug-in bridge, Pitch: 5.2 mm, Number of positions: 4, Color: red

---

Plug-in bridge - FBSR 5-5 - 3001593



Plug-in bridge, Pitch: 5.2 mm, Number of positions: 5, Color: red

---

## Feed-through terminal block - UT 2,5 BK - 3045088

### Accessories

Plug-in bridge - FBSR 10-5 - 3033710



Plug-in bridge, Pitch: 5.2 mm, Number of positions: 10, Color: red

---

### Labeled terminal marker

Zack marker strip - ZB 5 CUS - 0824962



Zack marker strip, can be ordered: Strip, white, labeled according to customer specifications, Mounting type: Snap into tall marker groove, for terminal block width: 5.2 mm, Lettering field: 5.15 x 10.5 mm

---

Zack marker strip - ZB 5,LGS:FORTL.ZAHLEN - 1050017



Zack marker strip, Strip, white, labeled, Printed horizontally: Consecutive numbers 1 - 10, 11 - 20, etc. up to 491 - 500, Mounting type: Snap into tall marker groove, for terminal block width: 5.2 mm, Lettering field: 5.15 x 10.5 mm

---

Zack marker strip - ZB 5,QR:FORTL.ZAHLEN - 1050020



Zack marker strip, Strip, white, labeled, can be labeled with: Plotter, Printed vertically: Consecutive numbers 1 - 10, 11 - 20, etc. up to 491 - 500, Mounting type: Snap into tall marker groove, for terminal block width: 5.2 mm, Lettering field: 5.15 x 10.5 mm

---

Zack marker strip - ZB 5,LGS:GLEICHE ZAHLEN - 1050033



Zack marker strip, Strip, white, labeled, can be labeled with: Plotter, Printed horizontally: Identical numbers 1 or 2, etc. up to 100, Mounting type: Snap into tall marker groove, for terminal block width: 5.2 mm, Lettering field: 5.15 x 10.5 mm



## Feed-through terminal block - UT 2,5 BK - 3045088

### Accessories

Marker for terminal blocks - ZB 5,LGS:L1-N,PE - 1050415



Marker for terminal blocks, Strip, white, labeled, Horizontal: L1, L2, L3, N, PE, L1, L2, L3, N, PE, Mounting type: Snap into tall marker groove, for terminal block width: 5.2 mm, Lettering field: 5.15 x 10.5 mm

Marker for terminal blocks - UC-TM 5 CUS - 0824581



Marker for terminal blocks, can be ordered: by sheet, white, labeled according to customer specifications, Mounting type: Snap into tall marker groove, for terminal block width: 5.2 mm, Lettering field: 10.5 x 4.6 mm

Marker for terminal blocks - UCT-TM 5 CUS - 0829595



Marker for terminal blocks, can be ordered: by sheet, white, labeled according to customer specifications, Mounting type: Snap into tall marker groove, Lettering field: 4.6 x 10.5 mm

### Marker pen

Marker pen - X-PEN 0,35 - 0811228



Marker pen without ink cartridge, for manual labeling of markers, labeling extremely wipe-proof, line thickness 0.35 mm

### Partition plate

Partition plate - ATP-UT - 3047167



Partition plate, Length: 50 mm, Width: 2.2 mm, Height: 48 mm, Color: gray

## Feed-through terminal block - UT 2,5 BK - 3045088

### Accessories

---

Spacer plate - DP PS-5 - 3036725



Spacer plate, Length: 22.4 mm, Width: 5.2 mm, Height: 29 mm, Number of positions: 1, Color: red

---

### Screwdriver tools

Screwdriver - SZS 0,6X3,5 - 1205053



Actuation tool, for ST terminal blocks, insulated, also suitable for use as a bladed screwdriver, size: 0.6 x 3.5 x 100 mm, 2-component grip, with non-slip grip

---

### Terminal marking

Zack marker strip - ZB 5 :UNBEDRUCKT - 1050004



Zack marker strip, Strip, white, unlabeled, can be labeled with: Plotter, Mounting type: Snap into tall marker groove, for terminal block width: 5.2 mm, Lettering field: 5.1 x 10.5 mm

---

Marker for terminal blocks - UC-TM 5 - 0818108



Marker for terminal blocks, Sheet, white, unlabeled, can be labeled with: BLUEMARK CLED, BLUEMARK LED, Mounting type: Snap into tall marker groove, for terminal block width: 5.2 mm, Lettering field: 10.5 x 4.6 mm

---

## Feed-through terminal block - UT 2,5 BK - 3045088

### Accessories

Marker for terminal blocks - UCT-TM 5 - 0828734



Marker for terminal blocks. Sheet, white, unlabeled, can be labeled with: THERMOMARK CARD, BLUEMARK CLED, BLUEMARK LED, TOPMARK LASER, Mounting type: Snap into tall marker groove, for terminal block width: 5.2 mm, Lettering field: 4.6 x 10.5 mm

---

Test plug terminal block

Test plugs - MPS-MT - 0201744



Test plugs, Color: silver

---

Test plugs - PS-5 - 3030983



Test plugs, Color: red

---

Test plugs - PS-5/2,3MM RD - 3038723



Test plugs, Color: red

---

Test socket

Test adapter - PAI-4-FIX-5/6 BU - 3035975



4 mm test adapter, for terminal blocks with 5.2 mm and 6.2 mm pitch

## Feed-through terminal block - UT 2,5 BK - 3045088

### Accessories

---

Test adapter - PAI-4-FIX-5/6 OG - 3035974



4 mm test adapter, for terminal blocks with 5.2 mm and 6.2 mm pitch

---

Test adapter - PAI-4-FIX-5/6 YE - 3035977



4 mm test adapter, for terminal blocks with 5.2 mm and 6.2 mm pitch

---

Test adapter - PAI-4-FIX-5/6 RD - 3035976



4 mm test adapter, for terminal blocks with 5.2 mm and 6.2 mm pitch

---

Test adapter - PAI-4-FIX-5/6 GN - 3035978



4 mm test adapter, for terminal blocks with 5.2 mm and 6.2 mm pitch

---

Test adapter - PAI-4-FIX-5/6 BK - 3035980



4 mm test adapter, for terminal blocks with 5.2 mm and 6.2 mm pitch

---

## Feed-through terminal block - UT 2,5 BK - 3045088

### Accessories

Test adapter - PAI-4-FIX-5/6 GY - 3035982



4 mm test adapter, for terminal blocks with 5.2 mm and 6.2 mm pitch

---

Test adapter - PAI-4-FIX-5/6 VT - 3035979



4 mm test adapter, for terminal blocks with 5.2 mm and 6.2 mm pitch

---

Test adapter - PAI-4-FIX-5/6 BN - 3035981



4 mm test adapter, for terminal blocks with 5.2 mm and 6.2 mm pitch

---

Test adapter - PAI-4-FIX-5/6 WH - 3035983



4 mm test adapter, for terminal blocks with 5.2 mm and 6.2 mm pitch

---

Test adapter - PAI-4-N GY - 3032871



4 mm test adapter, for terminal blocks with 5.2 mm, 6.2 mm and 8.2 mm pitch

---

Warning label printed

## Feed-through terminal block - UT 2,5 BK - 3045088

### Accessories

Warning label - WS UT 2,5 - 3047923

Warning sign for UT terminal blocks



---

### Drawings

Circuit diagram



---

Phoenix Contact 2016 © - all rights reserved  
<http://www.phoenixcontact.com>