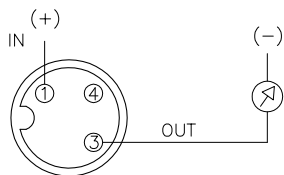


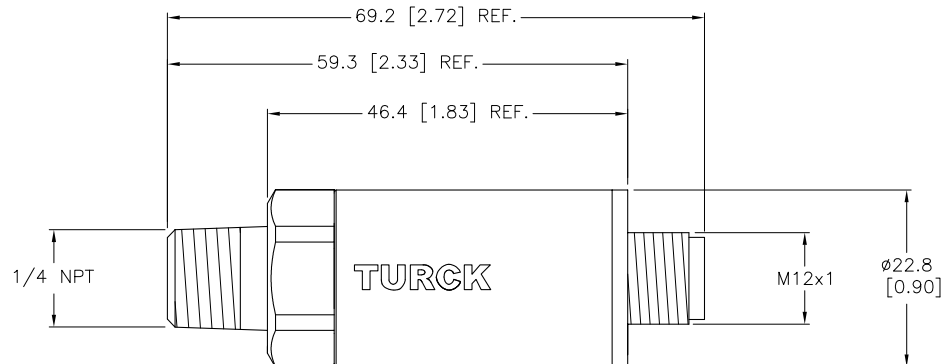
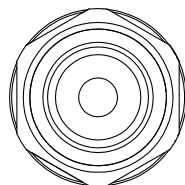
WIRING DIAGRAM



2-WIRE (4-20mA)

SPECIFICATIONS

OPERATING RANGE	0-15 Psig
PERMISSIBLE OVERPRESSURE	45 Psig
ACCURACY	≤ 0.3% FULL SCALE
MEDIUM TEMPERATURE	-40°C to +150°C (-40°F to +302°F)
OPERATING VOLTAGE	8-33 VDC
OUTPUT	4-20 mA
CURRENT CONSUMPTION	≤ 20 mA
DYNAMIC RESPONSE	< 2 ms
SHORT CIRCUIT PROTECTION	YES
REVERSE POLARITY PROTECTION	YES
DEGREE OF PROTECTION	IP 67
HOUSING MATERIAL	SST 1.4305 (AISI 303)
ELECTRICAL CONNECTION	M12x1
FLUID CONNECTION	1/4 NPT
SHOCK RESISTANCE	75G, 11 ms per IEC 68-2-27
VIBRATION RESISTANCE	20G, 15 mm per IEC 68-2-6
DIAPHRAGM MATERIAL	Al ₂ O ₃ CERAMIC
O-RING MATERIAL	VITON



RELATED DOCUMENTS		3RD ANGLE PROJECTION		THIS DRAWING IS CONFIDENTIAL AND THE PROPERTY OF TURCK INC. USE OF THIS DOCUMENT WITHOUT WRITTEN PERMISSION IS PROHIBITED.		TURCK INC High Technology Sensors and Automation Controls 3000 CAMPUS DRIVE MINNEAPOLIS, MN 55441 1-800-544-7769 (763) 553-7300 (763) 553-0708 fax turck.com	
1.			ALL DIMENSIONS DISPLAYED ON THIS DRAWING ARE FOR REFERENCE ONLY	DRFT	RDS	DATE	06/28/04
2.				APVD	RT	SCALE	1=1.0
3.		MATERIAL		UNIT OF MEASUREMENT		DESCRIPTION	
4.		SEE NOTES		MILLIMETER [INCH]		PT15PSIG-13-LI3-H1131	
FINISH		SEE NOTES		CONTACT TURCK FOR MORE INFORMATION		IDENTIFICATION NO.	REV
						H6831456	C
C	UPDATE ACCURACY	RDS	12/06/11	37424	DO NOT SCALE THIS DRAWING		FILE: H6831456
REV	DESCRIPTION	BY	DATE	ECO NO.	SHEET 1 OF 1		