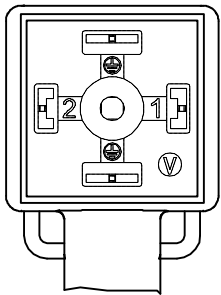
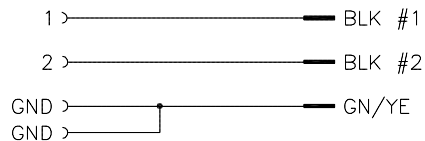


VALVE END VIEW



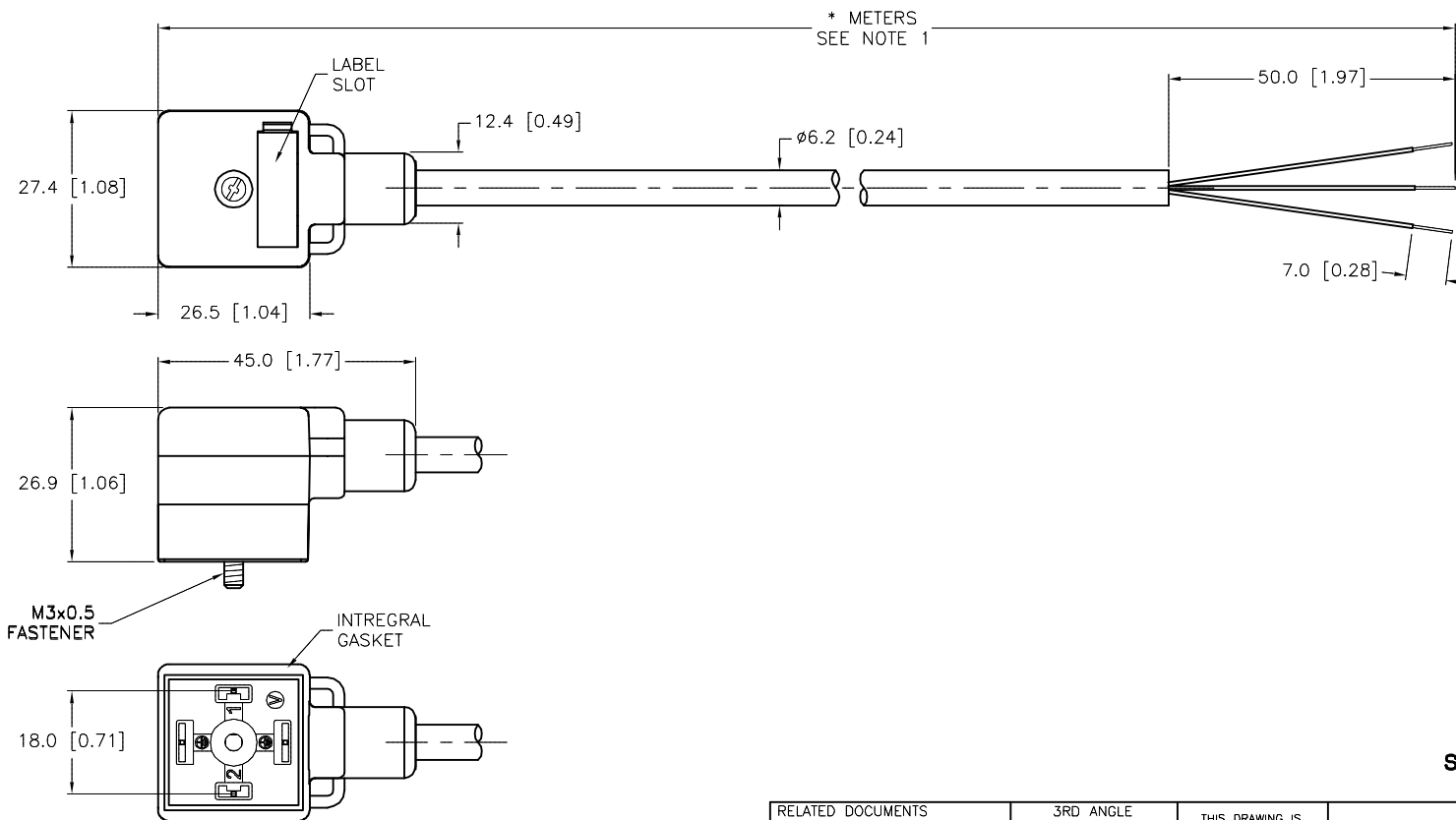
WIRING DIAGRAM

VALVE



SPECIFICATIONS

CONTACT CARRIER MATERIAL	NYLON
CONTACT MATERIAL/PLATING	BRASS/SILVER
MOLDED HEAD MATERIAL/COLOR	TPU/TRANSLUCENT BLACK
RATED CURRENT	4.0 A
RATED VOLTAGE	0-220 VAC/DC
OUTER JACKET MATERIAL/COLOR	PVC/GRAY
CONDUCTOR INSULATION	PVC
NUMBER OF CONDUCTORS	3x18 AWG
TEMPERATURE RATING	-40°C to +105°C (-40°F to +221°F)
PROTECTION CLASS	MEETS NEMA 1,3,4,6P AND IEC IP67



CABLE LENGTH	TOLERANCE *
ALL LENGTHS	+ 4% (OR 50mm) OF LENGTH - 0% (OR 0mm) OF LENGTH WHICHEVER IS GREATER
STRIP LENGTH	TOLERANCE *
0-7mm	±0.5mm
8-29mm	±1.0mm
30-49mm	±2.0mm
50-69mm	±3.0mm
70-100mm	±4.0mm
OVER 100mm	±5.0mm

\* UNLESS OTHERWISE SPECIFIED

NOTES:

1. "\*" DESIGNATES CABLE LENGTH IN METERS. CONTACT TURCK TO ORDER SPECIFIC LENGTHS.

SOURCE DRAWING - FOR REFERENCE ONLY

RELATED DOCUMENTS 1. 2. 3. 4.	3RD ANGLE PROJECTION 	THIS DRAWING IS CONFIDENTIAL AND THE PROPERTY OF TURCK INC. USE OF THIS DOCUMENT WITHOUT WRITTEN PERMISSION IS PROHIBITED.	<b>TURCK INC</b> High Technology Sensors and Automation Controls 3000 CAMPUS DRIVE MINNEAPOLIS, MN 55441 1-800-544-7769 (763) 553-7300 (763) 553-0708 fax turck.com	
MATERIAL  SEE SPECIFICATIONS	ALL DIMENSIONS DISPLAYED ON THIS DRAWING ARE FOR REFERENCE ONLY	DRFT RDS	DATE 06/04/04	DESCRIPTION  VAS 22-A653-*M
FINISH  SEE SPECIFICATIONS		APVD	SCALE 1=1.3	
		UNIT OF MEASUREMENT <b>MILLIMETER [ INCH ]</b>		IDENTIFICATION NO.
		CONTACT TURCK FOR MORE INFORMATION		REV C
		DO NOT SCALE THIS DRAWING		FILE: 777005405
				SHEET 1 OF 1

C	UPDATE VALVE PLUG BODY	KMY	02/08/13	41241
REV	DESCRIPTION	BY	DATE	ECO NO.