

canfield connector
 8510 Foxwood Court
 Youngstown, Ohio 44514
 (330) 758-8299 Fax: (330) 758-8912
 www.canfieldconnector.com

SERIES 5000

ISO
SOLENOID VALVE CONNECTOR

General Description

Canfield Connector's Series 5000 ISO connector connects solenoid valves using the DIN 43650 Form "A" / ISO 4400, EN175301-803:2000 specification. This standard permits industry interchangeability and has been embraced by the solenoid valve industry worldwide. Features include the ability for the user to wire the connector into existing installations or the connector can be prewired at the factory. Wire connections are made inside the connector housing and the wire inlet is either PG9, PG11 or 1/2" conduit. Canfield has added to this line with the HT (High Top) housing. The HT accommodates the user with more room for larger wire diameters. The standard ISO connectors are still available for those applications with space constraints. Maximum current rating is 10 Amps with a maximum conductor size of 14 AWG with an outer jacket not to exceed .410 inches diameter. There are CSA approved versions as well as versions with indicator lights depicting the "on" state. The connectors are NEMA 4 and IP 65 environment rated.

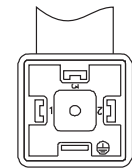


Dimensional Data

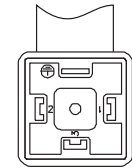
ALL DIMENSIONS ARE IN MILLIMETERS UNLESS OTHERWISE NOTED

Wiring Information

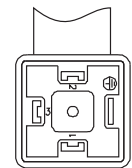
PG9 / PG11	HT** PG9 / PG11
1/2" Conduit	HT** 1/2" Conduit



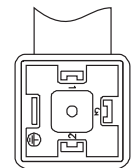
Ground Down



Ground Up



Ground Right



Ground Left

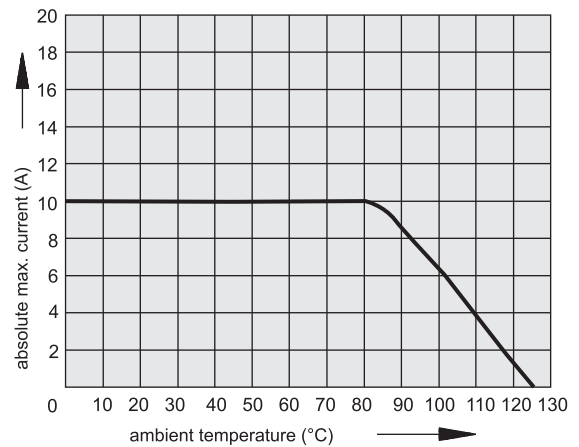
Normal polarity: 1 = (+) Positive, High
 2 = (-) Negative, Neutral
 = Chassis Ground

**HT refers to High Top - Larger connector for larger wire gauge and easy installation.

Technical Data

- The cable outlet can be assembled in 90° increments
- Color: black, gray or translucent for lighted styles
- Cable diameter: PG9 - .236 to .315 inches O.D.
PG11 - .315 to .394 inches O.D.
1/2" Conduit - .410 inches max.
- Cross section of the conductor wire max.: 14 AWG
- Maximum approved current: 10 Amps
- Rated voltage max.: 300 VDC / 250 VAC 50/60 Hz
- No. of contacts: 2+ ground
3+ ground
- Environmental protection: NEMA 4 and IP 65 dust tight and water resistant
- Maximum rated temperatures for gaskets:
Nitrile gasket: -25° to +90°C
Silicone gasket: -40° to +125°C

Derating Curve



Ordering Information

Use a prefix of "G" for Individually Bagged

5 0 - - - - - 0 0

Orientation

1 - Ground down
Other ground orientations available.
Please consult factory.

Lighting Specification

0 - Unlighted
3 - 6 - 48V AC/DC 50/60 Hz
7 - 48 - 120 VDC
100 - 240 VAC 50/60 Hz

Gasket

1 - Nitrile
2 - Silicone
3 - Nitrile profile

Connector Type

08 - ISO strain relief PG9
09 - ISO strain relief PG11
10 - ISO 1/2" conduit
11 - ISO HT strain relief PG9**
12 - ISO HT strain relief PG11**
13 - ISO HT 1/2" conduit

**HT refers to High Top - Larger connector for larger wire gauge and easy installation.

Each connector kit contains fastening hardware and gasket assembly.

Housing Color

0 - Black "B" standard. Translucent if lighted.
1 - Gray "A"

Contacts

0 - 2 + ground
1 - 3 + ground



SERIES 5000 ISO

Can-Pak Part Number	Qty
CP-5100-1080000-025	25
CP-5100-1080000-100	100
CP-5100-1100000-025	25
CP-5100-1100000-100	100
CP-5103-1080000-025	25
CP-5103-1080000-100	100
CP-5107-1080000-025	25
CP-5107-1080000-100	100

Ordering Example:

5100-1080000

Ground down, nitrile gasket, ISO strain relief PG9,
2+ ground contacts, black house



Consult factory for available versions listed by Canadian Standards Association for use with certified electrical equipment.