

Relay Module - PLC-RSC-120UC/21/SO46 - 5603593

Please be informed that the data shown in this PDF Document is generated from our Online Catalog. Please find the complete data in the user's documentation. Our General Terms of Use for Downloads are valid (<http://phoenixcontact.com/download>)



6.2 mm PLC basic terminal blocks with screw connection and integrated RCZ filter against interference currents and voltages on the control side, 120 V AC input voltage with 1 PDT relay


The figure shows the version PLC-RSC-24DC/21

Why buy this product

- ✓ Slim design
- ✓ Resistant to interference currents
- ✓ Efficient connection to system cabling using V8 adapter
- ✓ Safe isolation according to DIN EN 50178 between coil and contact
- ✓ RT III sealed relay
- ✓ Functional plug-in bridges



Key Commercial Data

| | |
|--------------------------------------|---|
| Packing unit | 1 STK |
| GTIN |  4 046356 686143 |
| GTIN | 4046356686143 |
| Weight per Piece (excluding packing) | 36.290 g |
| Custom tariff number | 85364190 |
| Country of origin | Germany |

Technical data

Dimensions

| | |
|--------|--------|
| Width | 6.2 mm |
| Height | 80 mm |
| Depth | 94 mm |

Relay Module - PLC-RSC-120UC/21/SO46 - 5603593

Technical data

Ambient conditions

| | |
|---|------------------|
| Ambient temperature (operation) | -40 °C ... 55 °C |
| Ambient temperature (storage/transport) | -40 °C ... 85 °C |

Coil side

| | |
|--------------------------------|------------------------------|
| Nominal input voltage U_N | 120 V AC |
| | 110 V DC |
| Typical input current at U_N | 3.5 mA (at $U_N = 120$ V AC) |
| | 3 mA (at $U_N = 110$ V DC) |
| Typical response time | 6 ms |
| Typical release time | 15 ms |
| Protective circuit | Bridge rectifier |
| Operating voltage display | Yellow LED |

Contact side

| | |
|--|---|
| Contact type | 1 PDT |
| Type of switch contact | Single contact |
| Contact material | AgSnO |
| Maximum switching voltage | 250 V AC/DC (The separating plate PLC-ATP should be installed for voltages larger than 250 V (L1, L2, L3) between identical terminal blocks in adjacent modules. Potential bridging is then carried out with FBST 8-PLC... or ...FBST 500...) |
| Minimum switching voltage | 5 V (at 100 mA) |
| Min. switching current | 10 mA (at 12 V) |
| Limiting continuous current | 6 A |
| Interrupting rating (ohmic load) max. | 140 W (at 24 V DC) |
| | 20 W (at 48 V DC) |
| | 18 W (at 60 V DC) |
| | 23 W (at 110 V DC) |
| | 40 W (at 220 V DC) |
| | 1500 VA (for 250 V AC) |
| Switching capacity in acc. with DIN VDE 0660/IEC 60947 | 2 A (at 24 V, DC13) |
| | 0.2 A (at 110 V, DC13) |
| | 0.1 A (at 220 V, DC13) |
| | 3 A (at 24 V, AC15) |
| | 3 A (at 120 V, AC15) |
| | 3 A (at 230 V, AC15) |

Connection data input side

| | |
|-------------------|------------------|
| Connection name | Coil side |
| Connection method | Screw connection |

Relay Module - PLC-RSC-120UC/21/SO46 - 5603593

Technical data

Connection data input side

| | |
|----------------------------------|--|
| Stripping length | 8 mm |
| Screw thread | M 3 |
| Conductor cross section solid | 0.14 mm ² ... 2.5 mm ² |
| Conductor cross section flexible | 0.14 mm ² ... 2.5 mm ² |
| Conductor cross section AWG | 26 ... 14 |

Connection data output side

| | |
|----------------------------------|--|
| Connection name | Contact side |
| Connection method | Screw connection |
| Stripping length | 8 mm |
| Screw thread | M 3 |
| Conductor cross section solid | 0.14 mm ² ... 2.5 mm ² |
| Conductor cross section flexible | 0.14 mm ² ... 2.5 mm ² |
| Conductor cross section AWG | 26 ... 14 |

General

| | |
|--|----------------------------|
| Test voltage relay winding/relay contact | 4 kV AC (50 Hz, 1 min.) |
| Operating mode | 100% operating factor |
| Mechanical service life | 2 x 10 ⁷ cycles |
| Mounting position | any |
| Assembly instructions | In rows with zero spacing |

Standards and Regulations

| | |
|--|-----------------------|
| Designation | Standards/regulations |
| Standards/regulations | IEC 60664 |
| | EN 50178 |
| Degree of pollution | 3 |
| Overvoltage category | III |
| Flammability rating according to UL 94 | V0 |

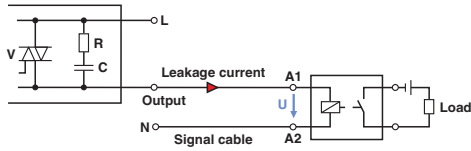
Environmental Product Compliance

| | |
|------------|---|
| China RoHS | Environmentally Friendly Use Period = 50 |
| | For details about hazardous substances go to tab "Downloads", Category "Manufacturer's declaration" |

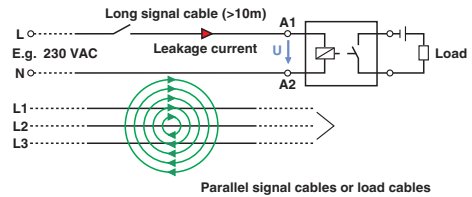
Drawings

Relay Module - PLC-RSC-120UC/21/SO46 - 5603593

Application drawing



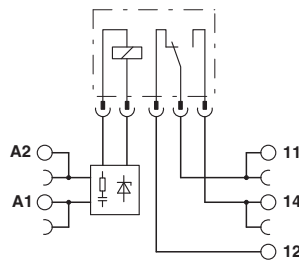
Application drawing



Occurrence of interference signals
Scenario 1: controller - AC output card

Occurrence of interference signals
Scenario 2: long signal cables

Circuit diagram



Classifications

eCl@ss

| | |
|------------|----------|
| eCl@ss 4.0 | 27371102 |
| eCl@ss 4.1 | 27371102 |
| eCl@ss 5.0 | 27371603 |
| eCl@ss 5.1 | 27371603 |
| eCl@ss 6.0 | 27371603 |
| eCl@ss 7.0 | 27371603 |
| eCl@ss 8.0 | 27371601 |
| eCl@ss 9.0 | 27371601 |

ETIM

| | |
|----------|----------|
| ETIM 3.0 | EC001456 |
| ETIM 4.0 | EC001504 |
| ETIM 5.0 | EC001437 |
| ETIM 6.0 | EC001437 |

UNSPSC

| | |
|---------------|----------|
| UNSPSC 6.01 | 30211917 |
| UNSPSC 7.0901 | 39121516 |

Relay Module - PLC-RSC-120UC/21/SO46 - 5603593

Classifications

UNSPSC

| | |
|--------------|----------|
| UNSPSC 11 | 39121516 |
| UNSPSC 12.01 | 39121516 |
| UNSPSC 13.2 | 39122326 |

Accessories

Accessories

Bridge

Single plug-in bridge - FBST 6-PLC BU - 2966812



Single plug-in bridge, length: 6 mm, number of positions: 2, color: blue

Single plug-in bridge - FBST 6-PLC GY - 2966825



Single plug-in bridge, length: 6 mm, number of positions: 2, color: gray

Single plug-in bridge - FBST 8-PLC GY - 2967688



Single plug-in bridge, length: 8 mm, number of positions: 2, color: gray

DIN rail

DIN rail, unperforated - NS 35/ 7,5 V2A UNPERF 2000MM - 0801377

DIN rail, unperforated, Width: 35 mm, Height: 7.5 mm, In acc. with EN 60715: 2001, Material: Stainless steel V2A, uncoated, Length: 2000 mm

Relay Module - PLC-RSC-120UC/21/SO46 - 5603593

Accessories

DIN rail perforated - NS 35/ 7,5 PERF 2000MM - 0801733



DIN rail perforated, Width: 35 mm, Height: 7.5 mm, In acc. with EN 60715: 2001, Material: Steel, Galvanized, passivated with a thick layer, Length: 2000 mm

DIN rail, unperforated - NS 35/ 7,5 CU UNPERF 2000MM - 0801762



DIN rail, unperforated, Width: 35 mm, Height: 7.5 mm, In acc. with EN 60715: 2001, Material: Copper, uncoated, Length: 2000 mm

DIN rail, unperforated - NS 35/15 UNPERF 2000MM - 1201714



DIN rail, unperforated, Width: 35 mm, Height: 15 mm, In acc. with EN 60715: 2001, Material: Steel, Galvanized, passivated with a thick layer, Length: 2000 mm

DIN rail, unperforated - NS 35/15 CU UNPERF 2000MM - 1201895



DIN rail, unperforated, Width: 35 mm, Height: 15 mm, Similar to EN 60715: 2001, Material: Copper, uncoated, Length: 2000 mm

DIN rail, unperforated - NS 35/15-2,3 UNPERF 2000MM - 1201798



DIN rail, unperforated, Width: 35 mm, Height: 15 mm, In acc. with EN 60715: 2001, Material: Steel, Galvanized, passivated with a thick layer, Length: 2000 mm

Relay Module - PLC-RSC-120UC/21/SO46 - 5603593

Accessories

DIN rail, unperforated - NS 35/15 AL UNPERF 2000MM - 1201756



DIN rail, unperforated, Width: 35 mm, Height: 15 mm, Similar to EN 60715: 2001, Material: Aluminum, uncoated, Length: 2000 mm

DIN rail perforated - NS 35/15 PERF 2000MM - 1201730



DIN rail perforated, Width: 35 mm, Height: 15 mm, In acc. with EN 60715: 2001, Material: Steel, Galvanized, passivated with a thick layer, Length: 2000 mm

DIN rail, unperforated - NS 35/ 7,5 UNPERF 2000MM - 0801681



DIN rail, unperforated, Width: 35 mm, Height: 7.5 mm, In acc. with EN 60715: 2001, Material: Steel, Galvanized, passivated with a thick layer, Length: 2000 mm

Labeled terminal marker

Zack marker strip - ZB 6,LGS:FORTL.ZAHLEN - 1051016



Zack marker strip, Strip, white, labeled, can be labeled with: CMS-P1-PLOTTER, printed horizontally: Consecutive numbers 1 - 10, 11 - 20, etc. up to 491 - 500, mounting type: snap into tall marker groove, for terminal block width: 6.2 mm, lettering field size: 6.15 x 10.5 mm

Partition plate

Separating plate - PLC-ATP BK - 2966841



Separating plate, 2 mm thick, required at the start and end of a PLC terminal strip. Furthermore, it is used for: visual separation of groups, safe isolation of different voltages of neighboring PLC relays in acc. with DIN VDE 0106-101, isolation

Relay Module - PLC-RSC-120UC/21/SO46 - 5603593

Accessories

Power module

Power terminal block - PLC-ESK GY - 2966508



Power terminal block, for the input of up to four potentials, for mounting on NS 35/7.5

Screwdriver tools

Screwdriver - SZF 1-0,6X3,5 - 1204517



Actuation tool, for ST terminal blocks, also suitable for use as a bladed screwdriver, size: 0.6 x 3.5 x 100 mm, 2-component grip, with non-slip grip

Terminal marking

Zack marker strip - ZB 6:UNBEDRUCKT - 1051003



Zack marker strip, Strip, white, unlabeled, can be labeled with: CMS-P1-PLOTTER, PLOTMARK, mounting type: snap into tall marker groove, for terminal block width: 6.2 mm, lettering field size: 6.15 x 10.5 mm

Zack marker strip - ZB 6/WH-100:UNBEDRUCKT - 5060935



Zack marker strip, Strip, white, unlabeled, can be labeled with: CMS-P1-PLOTTER, PLOTMARK, mounting type: snap into tall marker groove, for terminal block width: 6.2 mm, lettering field size: 6.15 x 10.5 mm

Spare parts

Relay Module - PLC-RSC-120UC/21/SO46 - 5603593

Accessories

Single relay - REL-MR- 60DC/21 - 2961118



Plug-in miniature power relay, with power contact, 1 PDT, input voltage 60 V DC
