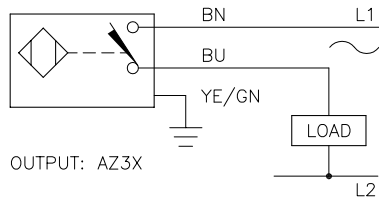


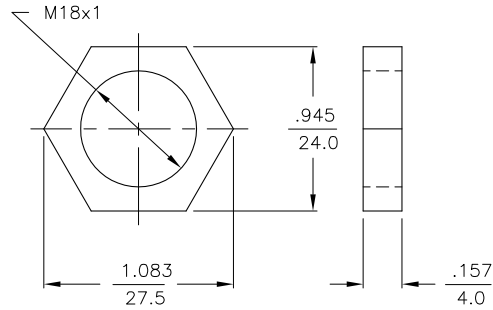
WIRING DIAGRAMS



OUTPUT: AZ3X

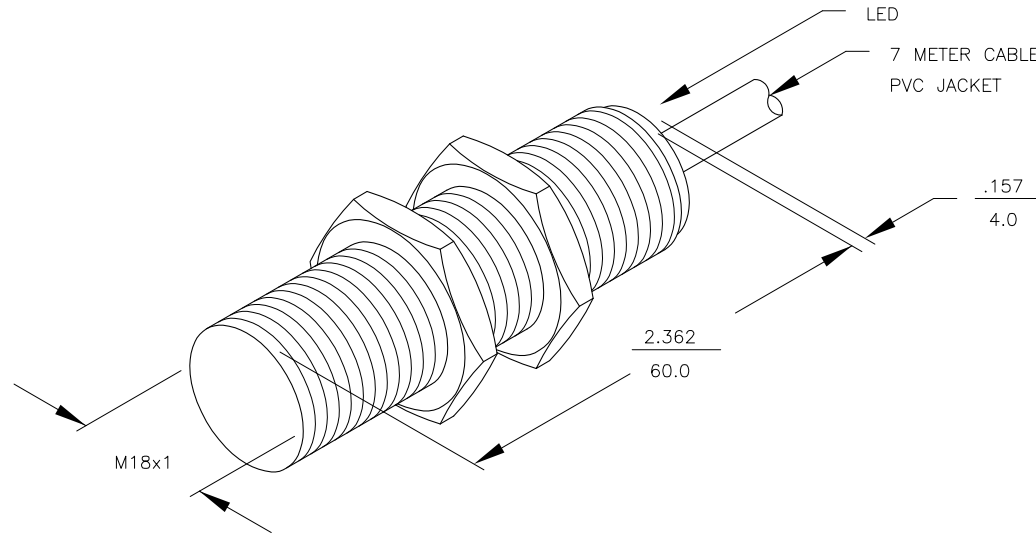
WARNING: NO SHORT-CIRCUIT PROTECTION
ALWAYS WIRE A LOAD IN SERIES WITH THE SENSOR.

LOCKNUT LN-M18



SPECIFICATIONS

OPERATING VOLTAGE	20-250 VAC/DC
LINE FREQUENCY	40-60 Hz
DIFFERENTIAL TRAVEL (HYSTERESIS)	3-15% (5% TYPICAL)
VOLTAGE DROP ACROSS CONDUCTING SENSOR	≤ 7.0 V at 500 mA
OUTPUT FUNCTION -AZ	NORMALLY OPEN 2-WIRE AC SELF-CONTAINED
SHORT-CIRCUIT PROTECTED	NO
CONTINUOUS LOAD CURRENT	≤ 500 mA
OFF-STATE (LEAKAGE) CURRENT	≤ 1.7 mA
MINIMUM LOAD CURRENT	≥ 5.0 mA
INRUSH CURRENT	≤ 8.0 A (≤ 10 ms/5 Hz)
TIME DELAY BEFORE AVAILABILITY	≤ 25 ms
POWER-ON EFFECT PROTECTION	INCORPORATED
PROTECTION AGAINST TRANSIENTS	5 kV, 10 ms, 10 kΩ
OPERATING TEMPERATURE	-25°C to +70°C (-13°F to +158°F)
ENCLOSURE	MEETS NEMA 1, 3, 4, 6, 13 AND IEC IP67
SHOCK	30 g, 11 ms
VIBRATION	55 Hz, 1 mm AMPLITUDE (IN ALL 3 PLANES)
LED FUNCTION	RED: OUTPUT ENERGIZED
SENSING RANGE	5 mm = .197" (NOMINAL)
SWITCHING FREQUENCY	20 Hz
REPEATABILITY	≤ 2% of RATED OPERATING DISTANCE
EMBEDDABLE (SHIELDED)	YES



RELATED DOCUMENTS 1. 2. 3. 4.	3RD ANGLE PROJECTION 	THIS DRAWING IS PROPERTY OF TURCK INC. USE OF THIS DOCUMENT WITHOUT WRITTEN PERMISSION IS PROHIBITED.		3000 CAMPUS DRIVE MINNEAPOLIS, MN 55441 1-800-544-7769 (763) 553-7300 (763) 553-0708 fax turck.com	
	MATERIAL BRASS BARREL	DRFT GMB	DATE 4/22/88	DESCRIPTION Bi5-G18-AZ3X 60MM 7M	
FINISH COPPER, NICKEL, CHROME PLATING	ALL DIMENSIONS DISPLAYED ON THIS DRAWING ARE FOR REFERENCE ONLY	DSGN	SCALE NONE	IDENTIFICATION NO. T4330497	
CONTACT TURCK FOR MORE INFORMATION		UNIT OF MEASUREMENT INCH [MILLIMETER]		REV E	
DO NOT SCALE THIS DRAWING		FILE: T4330497		SHEET 1 OF 1	

E	UPDATE OPERATING VOLTAGE, SEE ECO	RWC	08/09/07	18320
REV	DESCRIPTION	BY	DATE	ECO NO.