
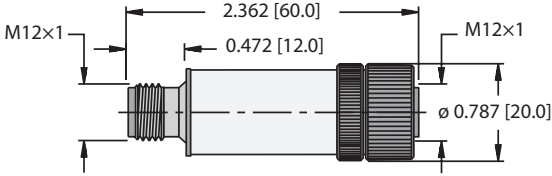
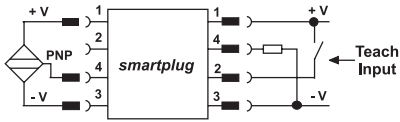
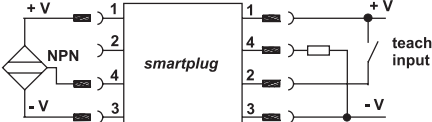


Accessories

Smart Plugs

Housing Style	Dimension Drawing
	<p>A</p> 

Add function to existing installations. Solve control problems quickly in the field. Simple plug-in installation - uses industry standard M12x1 4-pin connectors (Eurofast). Programmed through "teach" input - Pin 2. LED aids programming.

Wiring Diagrams	
<p>1</p> 	<p>2</p> 

Technical Data	
<p>Operating Voltage: 10 - 30 VDC Own Current Consumption: < 10 mA Input Resistance: > 10 kΩ Max. Input Frequency: 10 kHz Min. Response Time: 0.1 ms Max. Output Current: 400 mA, Short-circuit proof</p>	<p>Ambient Temperature Range: 0 to 60 °C (32 to 140 °F) Display: Red LED Housing Material: Plastic PBTP/PA Protection Standard: IP 67 Connection Input: 4-pin socket M12x1 Connection Output: 4-pin connector M12x1</p>

Part Number	ID Number	Teachable Function	Dimension Drawing	Wiring Diagram
SPC1-AP6X	A0620	Programmable pulse or interval counter. Adjustable N.O./N.C. Inverter	A	1
SPC1-AN6X	A0600	Programmable pulse or interval counter. Adjustable N.O./N.C. Inverter	A	2
SPF1-AP6X	A0622	Programmable over or under speed monitor.	A	1
SPF1-AN6X	A0602	Programmable over or under speed monitor.	A	2
SPN1-AP6-ARN6X	A0624	Converts a PNP input signal to an NPN output. Adjustable N.O./N.C. Inverter.	A	1
SPN1-AN6-ARP6X	A0604	Converts a NPN input signal to a PNP output. Adjustable N.O./N.C. Inverter.	A	2
SPT1-AP6X	A0626	Programmable timer for on-delay or off-delay between 1 and 65000 ms.	A	1
SPT1-AN6X	A0606	Programmable timer for on-delay or off-delay between 1 and 65000 ms.	A	2

We reserve the right to make technical alterations without prior notice.