

Communication module - AXL F RS UNI 1H - 2688666

Please be informed that the data shown in this PDF Document is generated from our Online Catalog. Please find the complete data in the user's documentation. Our General Terms of Use for Downloads are valid (<http://phoenixcontact.com/download>)



Axioline F, Communication module, interface: RS-232, RS-485, RS-422, transmission speed in the local bus: 100 Mbps, degree of protection: IP20, including bus base module and Axioline F connectors

Product Description


The module is designed for use within an Axioline F station.
The module is used to operate standard I/O devices with serial interfaces on a bus system.

Your advantages

- ✓ A serial input and output channel in RS-232, RS-422, and RS-485 format
- ✓ Various protocols supported
- ✓ Transmission speed can be set up to 250,000 baud
- ✓ Parameterization via the PDI channel
- ✓ Device rating plate stored



Key Commercial Data

Packing unit	1 pc
GTIN	 4 046356 730860
GTIN	4046356730860
Weight per Piece (excluding packing)	180.000 g
Custom tariff number	85176200
Country of origin	Germany

Technical data

Dimensions

Caption	Dimensions
Width	35 mm

Communication module - AXL F RS UNI 1H - 2688666

Technical data

Dimensions

Height	126.1 mm
Depth	54 mm
Note on dimensions	The depth is valid when a TH 35-7,5 DIN rail is used (according to EN 60715).

Ambient conditions

Ambient temperature (operation)	-25 °C ... 60 °C
Ambient temperature (storage/transport)	-40 °C ... 85 °C
Permissible humidity (operation)	5 % ... 95 % (non-condensing)
Permissible humidity (storage/transport)	5 % ... 95 % (non-condensing)
Air pressure (operation)	70 kPa ... 106 kPa (up to 3000 m above sea level)
Air pressure (storage/transport)	70 kPa ... 106 kPa (up to 3000 m above sea level)
Degree of protection	IP20

Connection data

Designation	Axioline F connector
Connection method	Push-in connection
Note on the connection method	Please observe the information provided on conductor cross sections in the "Axioline F: system and installation" user manual.
Conductor cross section solid min.	0.2 mm ²
Conductor cross section solid max.	1.5 mm ²
Conductor cross section flexible min.	0.2 mm ²
Conductor cross section flexible max.	1.5 mm ²
Conductor cross section AWG min.	24
Conductor cross section AWG max.	16
Stripping length	8 mm

General

Mounting type	DIN rail
Color	traffic grey A RAL 7042
Net weight	187.3 g
Note on weight specifications	with connectors and bus base module
Mounting position	any (no temperature derating)

Interfaces

Designation	Axioline F local bus
Number of interfaces	2
Connection method	Bus base module
Transmission speed	100 Mbps
Designation	RS-232, RS-485, RS-422

Communication module - AXL F RS UNI 1H - 2688666

Technical data

Interfaces

Number of interfaces	1
Connection method	Push-in connection
Transmission physics	Copper
Protocols supported	Transparent, end-to-end, XON/XOFF, Modbus/RTU (master support)
Termination resistor	active, integrated
Data bits	5 ... 8
Stop bits	1 or 2
Input buffer	4 kByte
Output buffer	1 kByte

Axoline potentials

Designation	Axoline F local bus supply (U_{Bus})
Supply voltage	5 V DC (via bus base module)
Current consumption	typ. 200 mA max. 240 mA
Power consumption	typ. 1 W max. 1.2 W

Serial input/output channel

Parity	Even, odd or no parity
Transmission type	Transparent mode, end-to-end mode, XON/XOFF, Modbus/RTU

Electrical isolation

Test section	5 V supply of the local bus (U_{Bus}) / 5 V supply (I/Os) 1000 V DC 1 min.
	5 V supply of the local bus (U_{Bus}) / functional ground 1000 V DC 1 min.
	5 V supply (I/O)/functional ground 1000 V DC 1 min.

Standards and Regulations

Immunity to ESD	Noise immunity test in accordance with EN 61000-6-2 Electrostatic discharge (ESD) EN 61000-4-2/IEC 61000-4-2 Criterion B, 6 kV contact discharge, 8 kV air discharge
Immunity to EF	Noise immunity test in accordance with EN 61000-6-2 Electromagnetic fields EN 61000-4-3/IEC 61000-4-3 Criterion A, Field intensity: 10 V/m
Immunity to burst	Noise immunity test in accordance with EN 61000-6-2 Fast transients (burst) EN 61000-4-4/IEC 61000-4-4 Criterion B, 2 kV
Immunity to surge	Noise immunity test in accordance with EN 61000-6-2 Transient overvoltage (surge) EN 61000-4-5/IEC 61000-4-5 Criterion B, DC supply lines: ± 0.5 kV/ ± 0.5 kV (symmetrical/asymmetrical)
Immunity to conducted interference	Noise immunity test in accordance with EN 61000-6-2 Conducted interference EN 61000-4-6/IEC 61000-4-6 Criterion A, Test voltage 10 V
Interference emission	Noise emission test according to EN 61000-6-3 Class B
Mechanical tests	Vibration resistance in acc. with EN 60068-2-6/IEC 60068-2-6 5g

Communication module - AXL F RS UNI 1H - 2688666

Technical data

Standards and Regulations

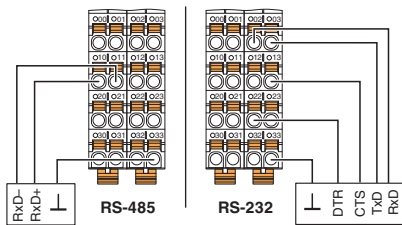
	Shock in acc. with EN 60068-2-27/IEC 60068-2-27 30g
	Continuous shock according to EN 60068-2-27/IEC 60068-2-27 10g
Protection class	III (IEC 61140, EN 61140, VDE 0140-1)

Environmental Product Compliance

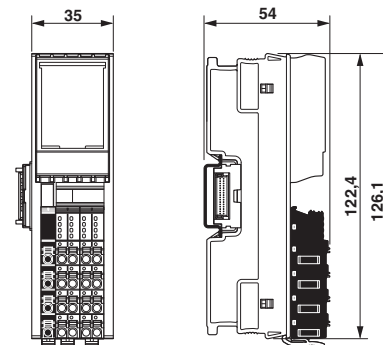
REACH SVHC	Lead 7439-92-1
China RoHS	Environmentally Friendly Use Period = 50 years
	For details about hazardous substances go to tab "Downloads", Category "Manufacturer's declaration"

Drawings

Connection diagram



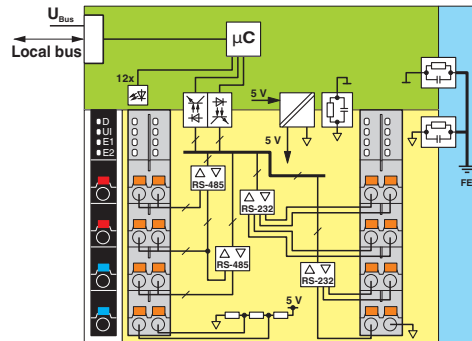
Dimensional drawing



Dimensions

Communication module - AXL F RS UNI 1H - 2688666

Block diagram



Internal wiring of the terminal points

Classifications

eCl@ss

eCl@ss 10.0.1	27242608
eCl@ss 11.0	27242608
eCl@ss 4.0	27240400
eCl@ss 4.1	27240400
eCl@ss 5.0	27242200
eCl@ss 5.1	27242600
eCl@ss 6.0	27242600
eCl@ss 7.0	27242608
eCl@ss 8.0	27242608
eCl@ss 9.0	27242608

ETIM

ETIM 3.0	EC001599
ETIM 4.0	EC001435
ETIM 5.0	EC001604
ETIM 6.0	EC001604
ETIM 7.0	EC001604

UNSPSC

UNSPSC 6.01	43172015
UNSPSC 7.0901	43201404
UNSPSC 11	39121311
UNSPSC 12.01	39121311

Communication module - AXL F RS UNI 1H - 2688666

Classifications

UNSPSC

UNSPSC 13.2	32151602
UNSPSC 18.0	32151602
UNSPSC 19.0	32151602
UNSPSC 20.0	32151602
UNSPSC 21.0	32151602

Approvals





Approvals

Approvals

PRS / BV / LR / KR / ABS / BSH / RINA / EAC / DNV GL / UL Listed / cUL Listed / cULus Listed

Ex Approvals

Approval details

PRS		http://www.prs.pl/	TE/2239/880590/19
BV		http://www.veristar.com/portal/veristarinfo/generalinfo/approved/approvedProducts/equipmentAndMaterials	36433/B1 BV
LR		http://www.lr.org/en	LR2001902TA
KR		http://www.krs.co.kr/eng/main/main.aspx	HMB17372-AC002
ABS		http://www.eagle.org/eagleExternalPortalWEB/	18-HG1767360-PDA
BSH			840

Communication module - AXL F RS UNI 1H - 2688666

Approvals

RINA		http://www.rina.org/en	ELE030120XG
------	--	---	-------------

EAC			EAC-Zulassung
-----	--	--	---------------

DNV GL		https://approvalfinder.dnvgl.com/	TAA00000DF
--------	--	---	------------

UL Listed		http://database.ul.com/cgi-bin/XYV/template/LISEXT/1FRAME/index.htm	FILE E 238705
-----------	--	---	---------------

cUL Listed		http://database.ul.com/cgi-bin/XYV/template/LISEXT/1FRAME/index.htm	FILE E 238705
------------	--	---	---------------

cULus Listed			
--------------	--	--	--

Accessories

Accessories

Device marking

Insert label - EMT (35X28)R - 0801602



Insert label, Roll, white, unlabeled, can be labeled with: THERMOMARK ROLLMASTER 300/600, THERMOMARK X1.2, THERMOMARK ROLL X1, THERMOMARK ROLL 2.0, THERMOMARK ROLL, mounting type: snapped into marker carrier, lettering field size: 35 x 28 mm, Number of individual labels: 500

DIN rail connector

Communication module - AXL F RS UNI 1H - 2688666

Accessories

Bus connector - AXL F BS H - 2700992



Axioline F bus base module for housing type H

Shield connection

Shield connection - AXL SHIELD SET - 2700518



Axioline shield connection set (contains 2 shield bus holders and 2 SK 5 shield connection clamps)

Terminal marking

Zack marker strip - ZB 20,3 AXL UNPRINTED - 0829579



Zack marker strip for Axioline F (device labeling), in 2 x 20.3 mm pitch, unprinted, 25-section, for individual labeling with B-STIFT 0.8, X-PEN, or CMS-P1-PLOTTER

Zack Marker strip, flat - ZBF 10/5,8 AXL UNPRINTED - 0829580



Zack Marker strip, flat, Strip, white, unlabeled, can be labeled with: PLOTMARK, CMS-P1-PLOTTER, mounting type: snap into flat marker groove, for terminal block width: 10.15 mm, lettering field size: 4 of 10.15 x 5 mm and 1 of 5.8 x 5 mm, Number of individual labels: 50