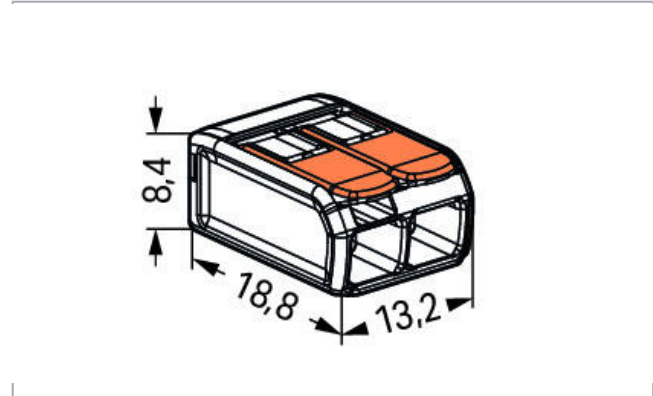


Data sheet | Item number: 221-412

COMPACT splicing connector; 2-conductor; with operating levers; 12 AWG;
transparent housing



www.wago.com/221-412



Item description

Your Benefits:

- Ease of use – pull the lever up, insert a conductor and push the lever back down
- Available as 2-, 3- and 5-wire connectors
- Easily terminate conductors from 0.14 to 4 mm²
- Connect solid, stranded and fine-stranded conductors
- Time savings for installers and device manufacturers
- Quickly install devices with higher levels of power consumption

Subject to changes. Please also observe the further product documentation!

WAGO Corporation
Germantown, WI 53022
Phone: 1-800-DIN-RAIL (346-7245) | Fax: (262) 255-6222
Email: info.us@wago.com | Web: www.wago.us

Do you have any questions about our products?
We are always happy to take your call at {0}.



- Safely install long cable runs with larger conductor cross sections
- Mounting carrier for installation conforms to standards
- Custom carriers are possible

Safety information 1:
in grounded power lines

Data

Electrical data

IEC Approvals

Ratings per	EN 60664
Nominal voltage (II/2)	450 V
Rated surge voltage (II/2)	4 kV
Rated current	32 A
Legend (ratings)	(II / 2) \triangleq Overvoltage category II / Pollution degree 2

UL Approvals

Approvals per	UL 486C
Rated voltage UL (Use Group C)	600 V
Rated current UL (Use Group C)	20 A

Connection data

Connection technology	CAGE CLAMP®
Actuation type	Lever
Connectable conductor materials	Copper
Nominal cross-section	4 mm ²
Solid conductor	0.2 ... 4 mm ² / 24 ... 12 AWG
Stranded conductor	0.2 ... 4 mm ² / 24 ... 12 AWG
Fine-stranded conductor	0.14 ... 4 mm ² / 24 ... 12 AWG
Strip length	11 mm / 0.43 inch
Total number of connection points	2
Total number of potentials	1
Wiring type	Side-entry wiring

Subject to changes. Please also observe the further product documentation!

WAGO Corporation
Germantown, WI 53022
Phone: 1-800-DIN-RAIL (346-7245) | Fax: (262) 255-6222
Email: info.us@wago.com | Web: www.wago.us

Do you have any questions about our products?
We are always happy to take your call at {0}.

Physical data

Width	13.2 mm / 0.52 inch
Height	8.6 mm / 0.327 inch
Depth	18.8 mm / 0.732 inch

Material data

Color	transparent
Flammability class per UL94	V2
Fire load	0.034 MJ
Color of actuator	orange
Weight	1.7 g

Environmental requirements



Surrounding air temperature (operation)	85 °C
Continuous operating temperature	105 °C
Temperature marking per EN 60998	T85

Commercial data

Product Group	7 (Push Wire Conn.)
Packaging type	BOX
Country of origin	DE
GTIN	4050821808435
Customs tariff number	85369010000

Approvals / Certificates

Country specific Approvals



Logo	Approval	Additional Approval Text	Certificate name
	CCA DEKRA Certification B.V.	EN 60998	NTR NL-7642
	CCA DEKRA Certification B.V.	EN 60998	71-101731

Subject to changes. Please also observe the further product documentation!

Ship Approvals

Logo	Approval	Additional Approval Text	Certificate name
	ABS American Bureau of Shipping	-	18- HG1755093- PDA
	DNV GL Det Norske Veritas, Germanischer Lloyd	EN 60998	TAE000015T
	LR Lloyds Register	EN 60998	04/20013 (E8)

UL-Approvals

Logo	Approval	Additional Approval Text	Certificate name
	UL Underwriters Laboratories Inc.	UL 467	E201573
	UL Underwriters Laboratories Inc.	UL 486C	E69654










Compatible products

Jumper

	Item no.: 221-941 Jumper; for conductor entry; 2-way; insulated; dark gray	www.wago.com/221-941
	Item no.: 221-941/000-006 Jumper; for conductor entry; 2-way; insulated; blue	www.wago.com/221-941/000-006
	Item no.: 221-942 Jumper; for conductor entry; 2-way; insulated; dark gray	www.wago.com/221-942
	Item no.: 221-942/000-006 Jumper; for conductor entry; 2-way; insulated; blue	www.wago.com/221-942/000-006

Subject to changes. Please also observe the further product documentation!

Mounting adapter

	Item no.: 221-500 Mounting carrier; 221 series (24 - 12 AWG); for DIN-35 rail/panel mount; orange	www.wago.com/221-500
	Item no.: 221-500/000-006 Mounting carrier; 221 series (24 - 12 AWG); for DIN-35 rail/panel mount; blue	www.wago.com/221-500/000-006
	Item no.: 221-500/000-053 Mounting carrier; 221 series (24 - 12 AWG); for DIN-35 rail/panel mount; dark gray/yellow	www.wago.com/221-500/000-053
	Item no.: 221-502 Mounting carrier, 221 series (24-12 AWG); 2-conductor; for panel mount; white	www.wago.com/221-502
	Item no.: 221-502/000-004 Mounting carrier, 221 series (24-12 AWG); 2-conductor; for panel mount; black	www.wago.com/221-502/000-004
	Item no.: 221-512 Mounting carrier; 221 series (24 - 12 AWG); 2-conductor; with snap-in mounting foot for horizontal mounting; white	www.wago.com/221-512
	Item no.: 221-512/000-004 Mounting carrier; 221 series (24 - 12 AWG); 2-conductor; with snap-in mounting foot for horizontal mounting; black	www.wago.com/221-512/000-004
	Item no.: 221-522 Mounting carrier; 221 series (24 - 12 AWG); 2-conductor; with snap-in mounting foot for vertical mounting; white	www.wago.com/221-522
	Item no.: 221-522/000-004 Mounting carrier; 221 series (24 - 12 AWG); 2-conductor; with snap-in mounting foot for vertical mounting; black	www.wago.com/221-522/000-004

Downloads

Documentation

Bid Text

221-412 docx - Datei	Jan 23, 2019	docx 15.6 kB	Download
221-412 X81 - Datei	Feb 19, 2019	xml 3.5 kB	Download

Additional Information

Technical explanations	Apr 3, 2019	pdf 2.2 MB	Download
------------------------	-------------	---------------	----------

Subject to changes. Please also observe the further product documentation!

CAD files

CAD data

	URL	Download
2D/3D Models 221-412		

CAE data

EPLAN Data Portal 221-412	URL	Download
---------------------------	-----	----------

ZUKEN Portal 221-412	URL	Download
----------------------	-----	----------

Environmental Product Compliance

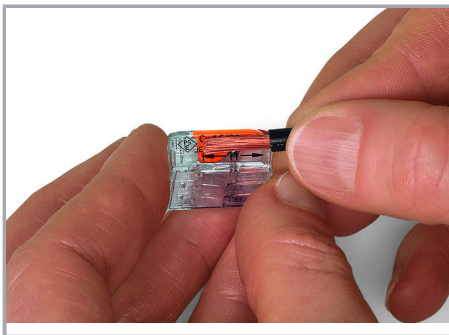
Compliance Search

	URL	Download
Environmental Product Compliance 221-412		


COMPACT Splicing Connector; for all conductor types; max. 4 mm²; 2-conductor; with levers; transparent housing; Surrounding air temperature: max 85°C (T85); 4,00 mm²; transparent

Installation Notes


Conductor termination



Strip conductor to 11 mm (0.43 inch).




Termination: Lift the lever to open the clamping unit and insert a stripped conductor.




Then, lower the lever to close the clamp.

Application

Subject to changes. Please also observe the further product documentation!



Wiring fine-stranded conductors in a junction box.




Custom low-voltage lighting system



Lighting distribution in ceiling canopy



Pendant light connection in suspended ceilings



COMPACT Splicing Connectors for All Conductor Types, 4 mm² (12 AWG), 221 Series

Subject to changes. Please also observe the further product documentation!



Compact, lever-operated splicing connectors:

Tool-free connection of up to five stripped, fine-stranded conductors from 0.14 ... 4 mm², as well as solid or stranded conductors from 0.2 ... 4 mm² (24 ... 12 AWG).

How these work:

Pull up one of the orange operating levers to open the clamping unit. Then insert the conductor and push the lever back down, flush with the connector housing.

Safety:

The specially designed rest position of the lever reliably prevents accidental unclamping of a connected conductor.

Application safety, for any type of conductor (solid, stranded, fine-stranded), is confirmed by approvals like ENEC or UL.

Subject to changes. Please also observe the further product documentation!