


CONTROL SECTION 2


Contactors and overload relays



3-pole contactors

For motor control and power switching




AC / DC Control supply			Type	AF09	AF12	AF16	AF26	AF30	AF38	AF40	AF52	AF65	AF80	AF96		
IEC	AC-3	AF370 θ ≤ 60 °C for AF09 ... AF2650 θ ≤ 55 °C for AF400 ...	220 - 230 - 240 V	kW	2.2	3	4	6.5	9	11	11	15	18.5	22	25	
			380 - 400 V	kW	4	5.5	7.5	11	15	18.5	18.5	22	30	37	45	45
			415 V	kW	4	5.5	9	11	15	18.5	22	30	37	45	55	55
			440 V	kW	4	5.5	9	15	18.5	22	22	30	37	45	55	55
			500 V	kW	5.5	7.5	9	15	18.5	22	22	30	37	45	55	55
			690 V	kW	5.5	7.5	9	15	18.5	22	22	30	37	45	55	55
	AC-1	Rated operational current	1000 V	kW	—	—	—	—	—	—	—	—	—	35	40	
			380 - 400 V	A	9	12	18	26	32	38	40	53	65	80	96	
	AC-1	Rated operational current	θ ≤ 40 °C, 690 V	A	25	28	30	45	50	50	70	100	105	125	130	
	UL / CSA	1-phase motor rating	120 V	hp	0.75	1	1.5	2	2	2	3	3	5	7.5	7.5	
240 V			hp	1.5	2	3	3	5	5	7.5	10	15	15	20		
3-phase motor rating		200 - 208 V	hp	2	3	5	7.5	10	10	10	15	20	25	30	30	
		220 - 240 V	hp	2	3	5	7.5	10	10	10	15	20	25	30	30	
		440 - 480 V	hp	5	7.5	10	15	20	25	30	40	50	60	60	60	
		550 - 600 V	hp	7.5	10	15	20	25	30	40	50	60	75	75	75	
General use rating	600 V	A	25	28	30	45	50	50	60	80	90	105	115			
NEMA	NEMA Size		00	0	—	1	—	—	2	—	—	3	—			


Main accessories

Auxiliary contact blocks	Front mounting	CA4-10 (1 x N.O.) CA4-01 (1 x N.C.)
	Side mounting	CAL4-11 (1 x N.O. + 1 x N.C.)
Timers	Electronic	TEF4-ON TEF4-OFF
	Mechanical	VM4
Interlocking units	Mechanical / Electrical	VEM4
		VM96-4
Connection sets	For reversing contactors	BER16-4 BER38-4 BER65-4 BER96-4
Surge suppressors		Built-in surge protection

Overload relays

	Thermal relays	Class 10 (Class 10A for TF140, TA200DU)	TF42 (0.10...38 A)	TF65 (22...67 A)	TF96 (40...96 A)
	Electronic relays	Class 10E, 20E, 30E	EF19 (0.10...18.9 A)	EF19 (0.10...18.9 A) EF45 (9...45 A)	EF65 (20...70 A)

Manual motor starters

	Thermal / magnetic protection Class 10	MS116 (0.10...32 A) Ics up to 50 kA for class 10 A MS132 (0.10...32 A) Ics up to 100 kA	MS165 (10...80 A) Ics up to 100 kA ¹
	Magnetic only types	MO132 (0.16...32 A) Ics up to 100 kA	MO165 (16...80 A) Ics up to 100 kA ¹
Accessories	For contactor mounting	BEA16-4 BEA38-4 BEA65-4 ²	


¹MS165/MO165 are suitable for use with AF09 ... AF30 for North American applications.

²BEA65-4 suitable for MS165 and MO165 only.

3-pole contactors

For motor control and power switching




AC / DC Control supply			Type	AF116	AF140	AF146	AF190	AF205	AF265	AF305	AF370	AF400	AF460		
IEC	AC-3 AF370 AF2650	θ ≤ 60 °C for AF09 ... θ ≤ 55 °C for AF400 ...	Rated operational power	220 - 230 - 240 V	kW	30	37	45	55	55	75	90	110	132	
				380 - 400 V	kW	55	75	75	90	110	132	160	200	200	250
				415 V	kW	55	75	75	90	110	132	160	200	220	250
				440 V	kW	75	90	90	110	132	160	160	200	220	250
				500 V	kW	75	90	90	110	132	160	200	250	250	315
				690 V	kW	55	75	90	132	160	200	250	315	315	355
		1000 V	kW	—	—	75	110	132	160	185	200	220	280		
		Rated operational current	380 - 400 V	A	116	140	146	190	205	265	305	370	400	460	
	AC-1	Rated operational current	θ ≤ 40 °C, 690 V	A	160	200	225	275	350	400	500	600	600	700	
	UL / CSA	1-phase motor rating	120 V	hp	—	—	—	—	—	—	—	—	—	—	
240 V			hp	—	—	—	—	—	—	—	—	—	—		
3-phase motor rating		200 - 208 V	hp	30	40	40	50	60	75	100	100	125	125	150	
		220 - 240 V	hp	40	50	50	60	75	100	125	150	150	200	200	
		440 - 480 V	hp	75	100	100	125	150	200	250	300	350	400	400	
		550 - 600 V	hp	100	125	125	150	200	250	300	350	400	500	500	
General use rating	600 V	A	160	200	200	250	300	350	400	520	550	650			
NEMA	NEMA Size		—	4	—	—	—	5	—	—	—	6			

Main accessories

Auxiliary contact blocks	Front mounting												
	Side mounting		CAL19-11 (1 x N.O. + 1 x N.C.)									CAL18-11 (1 x N.O. + 1 x N.C.)	
Timers	Electronic												
Interlocking units	Mechanical		VM19 (for same size contactors)									VM750H VM750V	
	Mechanical / Electrical												
Connection sets	For reversing contactors		BER140-4			BER205-4			BER370-4			BEM460-30	
Surge suppressors													


Overload relays

	Thermal relays	Class 10 (Class 10A for TF140, TA200DU)	TF140DU (66...142 A) θ ≤ 55 °C	TA200DU (66...200 A) θ ≤ 55 °C		
	Electronic relays	Class 10E, 20E, 30E	EF146 (54...150 A)	EF205 (63...210 A)	EF370 (115...380 A)	EF460 (150...500 A)

3-pole contactors

For motor control and power switching



AC / DC Control supply			Type	AF580	AF750	AF1250	AF1350	AF1650	AF2050	AF2650	AF2850		
IEC	AC-3	AF370 $\theta \leq 60^\circ\text{C}$ for AF09 ... $\theta \leq 55^\circ\text{C}$ for AF400 ... AF2650	Rated operational power	220 - 230 - 240 V	kW	160	220	—	257	315	—	—	
				380 - 400 V	kW	315	400	—	475	560	—	—	—
				415 V	kW	355	425	—	500	630	—	—	—
				440 V	kW	355	450	—	560	710	—	—	—
				500 V	kW	400	520	—	560	710	—	—	—
				690 V	kW	500	600	—	800	1000	—	—	—
		1000 V	kW	355	400	—	—	—	—	—	—	—	
		Rated operational current		380 - 400 V	A	580	750	—	860	1060	—	—	
	AC-1	Rated operational current		$\theta \leq 40^\circ\text{C}$, 690 V	A	800	1050	1260	1350	1650	2050	2650	2850
	UL / CSA	1-phase motor rating		120 V	hp	—	—	—	—	—	—	—	—
			240 V	hp	—	—	—	—	—	—	—	—	
3-phase motor rating			200 - 208 V	hp	200	250	—	—	—	—	—	—	
			220 - 240 V	hp	250	300	—	400	450	—	—	—	
			440 - 480 V	hp	500	600	—	800	900	—	—	—	
		550 - 600 V	hp	600	700	—	1000	1150	—	—	—		
General use rating		600 V	A	750	900	1210	1350	1650	2100	2700	2850		
NEMA	NEMA Size				—	7	—	—	8	—	—		

Main accessories

Auxiliary contact blocks	Front mounting	
	Side mounting	CA18-11 (1 x N.O. + 1 x N.C.)
Timers	Electronic	
Interlocking units	Mechanical	VM750H
	Mechanical / Electrical	VM750V
Connection sets	For reversing contactors	BEM750-30
Surge suppressors		

Overload relays



Thermal relays	Class 10 (Class 10A for TF140, TA200DU)		
Electronic relays	Class 10E, 20E, 30E	EF750 (250...800 A)	EF1250DU (350...1250 A)

3-pole contactors

AF09 ... AF38



AF09-30-10



AF26-30-00

4 to 18.5 kW - AC / DC operated

IEC		UL/CSA		Rated control circuit voltage		Auxiliary contacts fitted	Type	Order code	Weight Pkg (1 pce)
Rated operational power	current	3-phase motor rating	General use rating	Uc min. ...	Uc max.				
400 V AC-3	$\theta \leq 40^\circ\text{C}$ AC-1	480 V	600 V AC	V 50/60 Hz	V DC				kg
kW	A	hp	A						
4	25	5	25	24...60	20...60 ¹	1 0	AF09-30-10-11	1SBL137001R1110	0.270
				48...130	48...130	0 1	AF09-30-01-11	1SBL137001R1101	0.270
						1 0	AF09-30-10-12	1SBL137001R1210	0.270
						0 1	AF09-30-01-12	1SBL137001R1201	0.270
						1 0	AF09-30-10-13	1SBL137001R1310	0.270
5.5	28	7.5	28	100...250	100...250	0 1	AF09-30-01-13	1SBL137001R1301	0.270
				250...500	250...500	1 0	AF09-30-10-14	1SBL137001R1410	0.310
						0 1	AF09-30-01-14	1SBL137001R1401	0.310
						1 0	AF12-30-10-11	1SBL157001R1110	0.270
						0 1	AF12-30-01-11	1SBL157001R1101	0.270
7.5	30	10	30	48...130	48...130	1 0	AF12-30-10-12	1SBL157001R1210	0.270
						0 1	AF12-30-01-12	1SBL157001R1201	0.270
				100...250	100...250	1 0	AF12-30-10-13	1SBL157001R1310	0.270
						0 1	AF12-30-01-13	1SBL157001R1301	0.270
				250...500	250...500	1 0	AF12-30-10-14	1SBL157001R1410	0.310
11	45	15	45			0 1	AF12-30-01-14	1SBL157001R1401	0.310
				24...60	20...60 ¹	1 0	AF16-30-10-11	1SBL177001R1110	0.270
				48...130	48...130	0 1	AF16-30-01-11	1SBL177001R1101	0.270
						1 0	AF16-30-10-12	1SBL177001R1210	0.270
						0 1	AF16-30-01-12	1SBL177001R1201	0.270
15	50	20	50	100...250	100...250	0 1	AF16-30-01-13	1SBL177001R1301	0.270
				250...500	250...500	1 0	AF16-30-10-13	1SBL177001R1310	0.270
						0 1	AF16-30-01-13	1SBL177001R1301	0.270
						1 0	AF16-30-10-14	1SBL177001R1410	0.310
18.5	50	25	50			0 1	AF16-30-01-14	1SBL177001R1401	0.310
				24...60	20...60 ¹	0 0	AF26-30-00-11	1SBL237001R1100	0.310
				48...130	48...130	0 0	AF26-30-00-12	1SBL237001R1200	0.310
				100...250	100...250	0 0	AF26-30-00-13	1SBL237001R1300	0.310
18.5	50	25	50	250...500	250...500	0 0	AF26-30-00-14	1SBL237001R1400	0.350
				24...60	20...60 ¹	0 0	AF30-30-00-11	1SBL277001R1100	0.310
				48...130	48...130	0 0	AF30-30-00-12	1SBL277001R1200	0.310
				100...250	100...250	0 0	AF30-30-00-13	1SBL277001R1300	0.310
18.5	50	25	50	250...500	250...500	0 0	AF30-30-00-14	1SBL277001R1400	0.350
				24...60	20...60 ¹	0 0	AF38-30-00-11	1SBL297001R1100	0.310
				48...130	48...130	0 0	AF38-30-00-12	1SBL297001R1200	0.310
18.5	50	25	50	100...250	100...250	0 0	AF38-30-00-13	1SBL297001R1300	0.310
				250...500	250...500	0 0	AF38-30-00-14	1SBL297001R1400	0.350

¹AF.-30-.-11 not suitable for direct control by PLC-output.

3-pole contactors

AF09Z ... AF38Z



AF09Z-30-10



AF26Z-30-00



AF09Z-30-10



AF26Z-30-00

4 to 18.5 kW - 24 V DC operated designed for PLC

IEC		UL/CSA		Rated control circuit voltage Uc	Auxiliary contacts fitted 	Type	Order code	Weight Pkg (1 pce) kg
Rated operational power 400 V AC-3	current $\theta \leq 40^\circ\text{C}$ AC-1	3-phase motor rating 480 V	General use rating 600 V AC					
kW	A	hp	A	V DC				
4	25	5	25	24	1 0	AF09Z-30-10-30	1SBL136001R3010	0.430
					0 1	AF09Z-30-01-30	1SBL136001R3001	0.430
5.5	28	7.5	28	24	1 0	AF12Z-30-10-30	1SBL156001R3010	0.430
					0 1	AF12Z-30-01-30	1SBL156001R3001	0.430
7.5	30	10	30	24	1 0	AF16Z-30-10-30	1SBL176001R3010	0.430
					0 1	AF16Z-30-01-30	1SBL176001R3001	0.430
11	45	15	45	24	0 0	AF26Z-30-00-30	1SBL236001R3000	0.480
15	50	20	50	24	0 0	AF30Z-30-00-30	1SBL276001R3000	0.480
18.5	50	25	50	24	0 0	AF38Z-30-00-30	1SBL296001R3000	0.480

Note: AF..Z contactors with DC control voltage 24 V DC need to respect the connection polarities indicated close to the coil terminals: A1+ for the positive pole and A2- for the negative pole.

4 to 18.5 kW - AC / DC operated for specific applications

IEC		UL/CSA		Rated control circuit voltage Uc min. ... Uc max.		Auxiliary contacts fitted 	Type	Order code	Weight Pkg (1 pce) kg
Rated operational power 400 V AC-3	current $\theta \leq 40^\circ\text{C}$ AC-1	3-phase motor rating 480 V	General use rating 600 V AC	V 50/60 Hz	V DC				
kW	A	hp	A						
4	25	5	25	-	12...20	1 0	AF09Z-30-10-20	1SBL136001R2010	0.310
				0 1	AF09Z-30-01-20	1SBL136001R2001	0.310		
				24...60	20...60	1 0	AF09Z-30-10-21	1SBL136001R2110	0.310
				0 1	AF09Z-30-01-21	1SBL136001R2101	0.310		
				48...130	48...130	1 0	AF09Z-30-10-22	1SBL136001R2210	0.310
				0 1	AF09Z-30-01-22	1SBL136001R2201	0.310		
5.5	28	7.5	28	-	12...20	1 0	AF12Z-30-10-20	1SBL156001R2010	0.310
				0 1	AF12Z-30-01-20	1SBL156001R2001	0.310		
				24...60	20...60	1 0	AF12Z-30-10-21	1SBL156001R2110	0.310
				0 1	AF12Z-30-01-21	1SBL156001R2101	0.310		
				48...130	48...130	1 0	AF12Z-30-10-22	1SBL156001R2210	0.310
				0 1	AF12Z-30-01-22	1SBL156001R2201	0.310		
7.5	30	10	30	-	12...20	1 0	AF16Z-30-10-20	1SBL176001R2010	0.310
				0 1	AF16Z-30-01-20	1SBL176001R2001	0.310		
				24...60	20...60	1 0	AF16Z-30-10-21	1SBL176001R2110	0.310
				0 1	AF16Z-30-01-21	1SBL176001R2101	0.310		
				48...130	48...130	1 0	AF16Z-30-10-22	1SBL176001R2210	0.310
				0 1	AF16Z-30-01-22	1SBL176001R2201	0.310		
11	45	15	45	-	12...20	0 0	AF26Z-30-00-20	1SBL236001R2000	0.350
				24...60	20...60	0 0	AF26Z-30-00-21	1SBL236001R2100	0.350
				48...130	48...130	0 0	AF26Z-30-00-22	1SBL236001R2200	0.350
				100...250	100...250	0 0	AF26Z-30-00-23	1SBL236001R2300	0.350
15	50	20	50	-	12...20	0 0	AF30Z-30-00-20	1SBL276001R2000	0.350
				24...60	20...60	0 0	AF30Z-30-00-21	1SBL276001R2100	0.350
				48...130	48...130	0 0	AF30Z-30-00-22	1SBL276001R2200	0.350
				100...250	100...250	0 0	AF30Z-30-00-23	1SBL276001R2300	0.350
18.5	50	25	50	-	12...20	0 0	AF38Z-30-00-20	1SBL296001R2000	0.350
				24...60	20...60	0 0	AF38Z-30-00-21	1SBL296001R2100	0.350
				48...130	48...130	0 0	AF38Z-30-00-22	1SBL296001R2200	0.350
				100...250	100...250	0 0	AF38Z-30-00-23	1SBL296001R2300	0.350

Note: Only AF..Z contactors with DC control voltage 12...20 V DC need to respect the connection polarities indicated close to the coil terminals: A1+ for the positive pole and A2- for the negative pole.

3-pole contactors

AF40 ... AF96



AF40-30-00



AF80-30-00

18.5 to 45 kW - AC / DC operated

IEC		UL / CSA		Rated control circuit voltage		Auxiliary contacts fitted		Type ¹	Order code	Weight Pkg (1 pce)
Rated operational power 400 V AC-3	current $\theta \leq 40^\circ\text{C}$ AC-1	3-phase motor rating 480 V	General use rating 600 V AC	Uc min. ... Uc max.						
kW	A	hp	A	V 50/60 Hz	V DC					
18.5	70	30	60	24...60	20...60 ¹	0	0	AF40-30-00-11	1SBL347001R1100	0.970
				48...130	48...130	0	0	AF40-30-00-12	1SBL347001R1200	0.970
				100...250	100...250	0	0	AF40-30-00-13	1SBL347001R1300	0.950
				250...500	250...500	0	0	AF40-30-00-14	1SBL347001R1400	0.950
22	100	40	80	24...60	20...60 ¹	0	0	AF52-30-00-11	1SBL367001R1100	0.970
				48...130	48...130	0	0	AF52-30-00-12	1SBL367001R1200	0.970
				100...250	100...250	0	0	AF52-30-00-13	1SBL367001R1300	0.950
				250...500	250...500	0	0	AF52-30-00-14	1SBL367001R1400	0.950
30	105	50	90	24...60	20...60 ¹	0	0	AF65-30-00-11	1SBL387001R1100	0.970
				48...130	48...130	0	0	AF65-30-00-12	1SBL387001R1200	0.970
				100...250	100...250	0	0	AF65-30-00-13	1SBL387001R1300	0.950
				250...500	250...500	0	0	AF65-30-00-14	1SBL387001R1400	0.950
37	125	60	105	24...60	20...60 ¹	0	0	AF80-30-00-11	1SBL397001R1100	1.220
				48...130	48...130	0	0	AF80-30-00-12	1SBL397001R1200	1.220
				100...250	100...250	0	0	AF80-30-00-13	1SBL397001R1300	1.170
				250...500	250...500	0	0	AF80-30-00-14	1SBL397001R1400	1.170
45	130	60	115	24...60	20...60 ¹	0	0	AF96-30-00-11	1SBL407001R1100	1.220
				48...130	48...130	0	0	AF96-30-00-12	1SBL407001R1200	1.220
				100...250	100...250	0	0	AF96-30-00-13	1SBL407001R1300	1.170
				250...500	250...500	0	0	AF96-30-00-14	1SBL407001R1400	1.170

¹For control by PLC-output, use RA4 interface relay.

3-pole contactors

AF116 ... AF146




AF146-30-00



AF146-30-00B

55 to 75 kW - AC / DC operated

IEC		UL / CSA		Rated control circuit voltage		Auxiliary contacts fitted		Type ¹	Order code	Weight Pkg (1 pce)
Rated operational power 400 V	current $\theta \leq 40^\circ\text{C}$	3-phase motor rating 480 V	General use rating 600 V AC	Uc min. ...	Uc max.					
AC-3	AC-1	480 V	600 V AC	V 50/60 Hz	V DC					kg

For connection with built-in cable clamps

55	160	75	160	24...60	20...60	0	0	AF116-30-00-11	1SFL427001R1100	1.750
				48...130	48...130	0	0	AF116-30-00-12	1SFL427001R1200	1.750
				100...250	100...250	0	0	AF116-30-00-13	1SFL427001R1300	1.750
				250...500	250...500	0	0	AF116-30-00-14	1SFL427001R1400	1.750
75	200	100	200	24...60	20...60	0	0	AF140-30-00-11	1SFL447001R1100	1.750
				48...130	48...130	0	0	AF140-30-00-12	1SFL447001R1200	1.750
				100...250	100...250	0	0	AF140-30-00-13	1SFL447001R1300	1.750
				250...500	250...500	0	0	AF140-30-00-14	1SFL447001R1400	1.750
75	225	100	200	24...60	20...60	0	0	AF146-30-00-11	1SFL467001R1100	1.750
				48...130	48...130	0	0	AF146-30-00-12	1SFL467001R1200	1.750
				100...250	100...250	0	0	AF146-30-00-13	1SFL467001R1300	1.750
				250...500	250...500	0	0	AF146-30-00-14	1SFL467001R1400	1.750

With bar connections

55	160	75	160	24...60	20...60	0	0	AF116-30-00B-11	1SFL427002R1100	1.500
				48...130	48...130	0	0	AF116-30-00B-12	1SFL427002R1200	1.500
				100...250	100...250	0	0	AF116-30-00B-13	1SFL427002R1300	1.500
				250...500	250...500	0	0	AF116-30-00B-14	1SFL427002R1400	1.500
75	200	100	200	24...60	20...60	0	0	AF140-30-00B-11	1SFL447002R1100	1.500
				48...130	48...130	0	0	AF140-30-00B-12	1SFL447002R1200	1.500
				100...250	100...250	0	0	AF140-30-00B-13	1SFL447002R1300	1.500
				250...500	250...500	0	0	AF140-30-00B-14	1SFL447002R1400	1.500
75	225	100	200	24...60	20...60	0	0	AF146-30-00B-11	1SFL467002R1100	1.500
				48...130	48...130	0	0	AF146-30-00B-12	1SFL467002R1200	1.500
				100...250	100...250	0	0	AF146-30-00B-13	1SFL467002R1300	1.500
				250...500	250...500	0	0	AF146-30-00B-14	1SFL467002R1400	1.500

¹For other auxiliary contacts arrangements, please contact your ABB local sales organization.




AF146-30-00



AF146-30-00B

55 to 75 kW - AC / DC operated for faster opening utilization

IEC		UL / CSA		Rated control circuit voltage		Auxiliary contacts fitted		Type ¹	Order code	Weight Pkg (1 pce)
Rated operational power 400 V	current $\theta \leq 40^\circ\text{C}$	3-phase motor rating 480 V	General use rating 600 V AC	Uc min. ...	Uc max.					
AC-3	AC-1	480 V	600 V AC	V 50/60 Hz	V DC					kg

For connection with built-in cable clamps

55	160	75	160	100...250	100...250	0	0	AF116-30-00-33	1SFL427001R3300	1.750
				250...500	250...500	0	0	AF116-30-00-34	1SFL427001R3400	1.750
75	200	100	200	100...250	100...250	0	0	AF140-30-00-33	1SFL447001R3300	1.750
				250...500	250...500	0	0	AF140-30-00-34	1SFL447001R3400	1.750
75	225	100	200	100...250	100...250	0	0	AF146-30-00-33	1SFL467001R3300	1.750
				250...500	250...500	0	0	AF146-30-00-34	1SFL467001R3400	1.750

With bar connections

55	160	75	160	100...250	100...250	0	0	AF116-30-00B-33	1SFL427002R3300	1.500
				250...500	250...500	0	0	AF116-30-00B-34	1SFL427002R3400	1.500
75	200	100	200	100...250	100...250	0	0	AF140-30-00B-33	1SFL447002R3300	1.500
				250...500	250...500	0	0	AF140-30-00B-34	1SFL447002R3400	1.500
75	225	100	200	100...250	100...250	0	0	AF146-30-00B-33	1SFL467002R3300	1.500
				250...500	250...500	0	0	AF146-30-00B-34	1SFL467002R3400	1.500

¹For other auxiliary contacts arrangements, please contact your ABB local sales organization.

3-pole contactors

AF190 ... AF370




AF205-30-00



AF370-30-00

90 to 200 kW - AC / DC operated

IEC		UL / CSA		Rated control circuit voltage		Auxiliary contacts fitted		Type ¹	Order code	Weight Pkg (1 pce)
Rated operational power	current	3-phase motor rating	General use rating	Uc min. ...	Uc max.					
400 V AC-3	$\theta \leq 40^\circ\text{C}$ AC-1	480 V	600 V AC	V 50/60 Hz	V DC					
kW	A	hp	A					kg		
90	275	125	250	24...60	20...60	0	0	AF190-30-00-11	1SFL487002R1100	3.000
				48...130	48...130	0	0	AF190-30-00-12	1SFL487002R1200	3.000
				100...250	100...250	0	0	AF190-30-00-13	1SFL487002R1300	3.000
				250...500	250...500	0	0	AF190-30-00-14	1SFL487002R1400	3.000
110	350	150	300	24...60	20...60	0	0	AF205-30-00-11	1SFL527002R1100	3.000
				48...130	48...130	0	0	AF205-30-00-12	1SFL527002R1200	3.000
				100...250	100...250	0	0	AF205-30-00-13	1SFL527002R1300	3.000
				250...500	250...500	0	0	AF205-30-00-14	1SFL527002R1400	3.000
132	400	200	350	24...60	20...60	0	0	AF265-30-00-11	1SFL547002R1100	4.605
				48...130	48...130	0	0	AF265-30-00-12	1SFL547002R1200	4.605
				100...250	100...250	0	0	AF265-30-00-13	1SFL547002R1300	4.605
				250...500	250...500	0	0	AF265-30-00-14	1SFL547002R1400	4.605
160	500	250	400	24...60	20...60	0	0	AF305-30-00-11	1SFL587002R1100	4.605
				48...130	48...130	0	0	AF305-30-00-12	1SFL587002R1200	4.605
				100...250	100...250	0	0	AF305-30-00-13	1SFL587002R1300	4.605
				250...500	250...500	0	0	AF305-30-00-14	1SFL587002R1400	4.605
200	600	300	520	24...60	20...60	0	0	AF370-30-00-11	1SFL607002R1100	4.605
				48...130	48...130	0	0	AF370-30-00-12	1SFL607002R1200	4.605
				100...250	100...250	0	0	AF370-30-00-13	1SFL607002R1300	4.605
				250...500	250...500	0	0	AF370-30-00-14	1SFL607002R1400	4.605

¹For other auxiliary contacts arrangements, please contact your ABB local sales organization.




AF205-30-00



AF370-30-00

90 to 200 kW - AC / DC operated for faster utilization - with built-in PLC interface

IEC		UL / CSA		Rated control circuit voltage		Auxiliary contacts fitted		Type ¹	Order code	Weight Pkg (1 pce)
Rated operational power	current	3-phase motor rating	General use rating	Uc min. ...	Uc max.					
400 V AC-3	$\theta \leq 40^\circ\text{C}$ AC-1	480 V	600 V AC	V 50/60 Hz	V DC					
kW	A	hp	A					kg		
90	275	125	250	100...250	100...250	0	0	AF190-30-00-33	1SFL487002R3300	3.000
				250...500	250...500	0	0	AF190-30-00-34	1SFL487002R3400	3.000
110	350	150	300	100...250	100...250	0	0	AF205-30-00-33	1SFL527002R3300	3.000
				250...500	250...500	0	0	AF205-30-00-34	1SFL527002R3400	3.000
132	400	200	350	100...250	100...250	0	0	AF265-30-00-33	1SFL547002R3300	4.605
				250...500	250...500	0	0	AF265-30-00-34	1SFL547002R3400	4.605
160	500	250	400	100...250	100...250	0	0	AF305-30-00-33	1SFL587002R3300	4.605
				250...500	250...500	0	0	AF305-30-00-34	1SFL587002R3400	4.605
200	600	300	520	100...250	100...250	0	0	AF370-30-00-33	1SFL607002R3300	4.605
				250...500	250...500	0	0	AF370-30-00-34	1SFL607002R3400	4.605

¹For other auxiliary contacts arrangements, please contact your ABB local sales organization.

3-pole contactors

AF26 ... AF38, AF26Z ... AF38Z



AF26-30-11

4 to 18.5 kW - AC / DC operated with 1 N.O. + 1 N.C. auxiliary contacts

IEC		UL/CSA		Rated control circuit voltage		Auxiliary contacts fitted		Type	Order code	Weight Pkg (1 pce)
Rated operational power 400 V AC-3	current $\theta \leq 40^\circ\text{C}$ AC-1	3-phase motor rating 480 V	General use rating 600 V AC	Uc min. ...	Uc max.	Y Y				
kW	A	hp	A	V 50/60 Hz	V DC					kg
11	45	15	45	24...60	20...60 ¹	1	1	AF26-30-11-11	1SBL237001R1111	0.350
				48...130	48...130	1	1	AF26-30-11-12	1SBL237001R1211	0.350
				100...250	100...250	1	1	AF26-30-11-13	1SBL237001R1311	0.350
				250...500	250...500	1	1	AF26-30-11-14	1SBL237001R1411	0.390
15	50	20	50	24...60	20...60 ¹	1	1	AF30-30-11-11	1SBL277001R1111	0.350
				48...130	48...130	1	1	AF30-30-11-12	1SBL277001R1211	0.350
				100...250	100...250	1	1	AF30-30-11-13	1SBL277001R1311	0.350
				250...500	250...500	1	1	AF30-30-11-14	1SBL277001R1411	0.390
18.5	50	25	50	24...60	20...60 ¹	1	1	AF38-30-11-11	1SBL297001R1111	0.350
				48...130	48...130	1	1	AF38-30-11-12	1SBL297001R1211	0.350
				100...250	100...250	1	1	AF38-30-11-13	1SBL297001R1311	0.350
				250...500	250...500	1	1	AF38-30-11-14	1SBL297001R1411	0.390

¹AF...30...-11 not suitable for direct control by PLC-output.



AF26Z-30-11

4 to 18.5 kW - AC / DC operated for specific applications with 1 N.O. + 1 N.C. contacts

IEC		UL/CSA		Rated control circuit voltage		Auxiliary contacts fitted		Type	Order code	Weight Pkg (1 pce)
Rated operational power 400 V AC-3	current $\theta \leq 40^\circ\text{C}$ AC-1	3-phase motor rating 480 V	General use rating 600 V AC	Uc min. ...	Uc max.	Y Y				
kW	A	hp	A	V 50/60 Hz	V DC					kg
11	45	15	45	-	12...20	1	1	AF26Z-30-11-20	1SBL236001R2011	0.390
				24...60	20...60	1	1	AF26Z-30-11-21	1SBL236001R2111	0.390
				48...130	48...130	1	1	AF26Z-30-11-22	1SBL236001R2211	0.390
				100...250	100...250	1	1	AF26Z-30-11-23	1SBL236001R2311	0.390
15	50	20	50	-	12...20	1	1	AF30Z-30-11-20	1SBL276001R2011	0.390
				24...60	20...60	1	1	AF30Z-30-11-21	1SBL276001R2111	0.390
				48...130	48...130	1	1	AF30Z-30-11-22	1SBL276001R2211	0.390
				100...250	100...250	1	1	AF30Z-30-11-23	1SBL276001R2311	0.390
18.5	50	25	50	-	12...20	1	1	AF38Z-30-11-20	1SBL296001R2011	0.390
				24...60	20...60	1	1	AF38Z-30-11-21	1SBL296001R2111	0.390
				48...130	48...130	1	1	AF38Z-30-11-22	1SBL296001R2211	0.390
				100...250	100...250	1	1	AF38Z-30-11-23	1SBL296001R2311	0.390

Note: Only AF...Z contactors with DC control voltage 12...20 V DC need to respect the connection polarities indicated close to the coil terminals: A1+ for the positive pole and A2- for the negative pole

3-pole contactors

AF40 ... AF96



AF40-30-11



AF80-30-11

18.5 to 30 kW - AC / DC operated with 1 N.O. + 1 N.C. auxiliary contacts

IEC		UL / CSA		Rated control circuit voltage		Auxiliary contacts fitted		Type	Order code	Weight Pkg (1 pce)
Rated operational power 400 V AC-3	current $\theta \leq 40^\circ\text{C}$ AC-1	3-phase motor rating 480 V	General use rating 600 V AC	Uc min. ... Uc max.						
kW	A	hp	A	V 50/60 Hz	V DC					kg
185	70	30	60	24...60	20...60 ¹	1	1	AF40-30-11-11	1SBL347001R1111	1.010
				48...130	48...130	1	1	AF40-30-11-12	1SBL347001R1211	1.010
				100...250	100...250	1	1	AF40-30-11-13	1SBL347001R1311	0.990
				250...500	250...500	1	1	AF40-30-11-14	1SBL347001R1411	0.990
22	100	40	80	24...60	20...60 ¹	1	1	AF52-30-11-11	1SBL367001R1111	1.010
				48...130	48...130	1	1	AF52-30-11-12	1SBL367001R1211	1.010
				100...250	100...250	1	1	AF52-30-11-13	1SBL367001R1311	0.990
				250...500	250...500	1	1	AF52-30-11-14	1SBL367001R1411	0.990
30	105	50	90	24...60	20...60 ¹	1	1	AF65-30-11-11	1SBL387001R1111	1.010
				48...130	48...130	1	1	AF65-30-11-12	1SBL387001R1211	1.010
				100...250	100...250	1	1	AF65-30-11-13	1SBL387001R1311	0.990
				250...500	250...500	1	1	AF65-30-11-14	1SBL387001R1411	0.990
37	125	60	105	24...60	20...60 ¹	1	1	AF80-30-11-11	1SBL397001R1111	1.260
				48...130	48...130	1	1	AF80-30-11-12	1SBL397001R1211	1.260
				100...250	100...250	1	1	AF80-30-11-13	1SBL397001R1311	1.210
				250...500	250...500	1	1	AF80-30-11-14	1SBL397001R1411	1.210
45	130	60	115	24...60	20...60 ¹	1	1	AF96-30-11-11	1SBL407001R1111	1.260
				48...130	48...130	1	1	AF96-30-11-12	1SBL407001R1211	1.260
				100...250	100...250	1	1	AF96-30-11-13	1SBL407001R1311	1.210
				250...500	250...500	1	1	AF96-30-11-14	1SBL407001R1411	1.210

¹For control by PLC-output, use RA4 interface relay.

3-pole contactors

AF116 ... AF146



AF146-30-11



AF146-30-11B

55 to 75 kW - AC / DC operated with 1 N.O. + 1 N.C. auxiliary contacts

IEC		UL / CSA		Rated control circuit voltage		Auxiliary contacts fitted		Type ¹	Order code	Weight Pkg (1 pce)
Rated operational power	current	3-phase motor rating	General use rating	Uc min. ... Uc max.						
400 V	$\theta \leq 40^\circ\text{C}$	480 V	600 V AC	V 50/60 Hz	V DC					kg
AC-3	AC-1	480 V	600 V AC							
kW	A	hp	A							
For connection with built-in cable clamps										
55	160	75	160	24...60	20...60	1	1	AF116-30-11-11	1SFL427001R1111	1.750
				48...130	48...130	1	1	AF116-30-11-12	1SFL427001R1211	1.750
				100...250	100...250	1	1	AF116-30-11-13	1SFL427001R1311	1.750
				250...500	250...500	1	1	AF116-30-11-14	1SFL427001R1411	1.750
75	200	100	200	24...60	20...60	1	1	AF140-30-11-11	1SFL447001R1111	1.750
				48...130	48...130	1	1	AF140-30-11-12	1SFL447001R1211	1.750
				100...250	100...250	1	1	AF140-30-11-13	1SFL447001R1311	1.750
				250...500	250...500	1	1	AF140-30-11-14	1SFL447001R1411	1.750
75	225	100	200	24...60	20...60	1	1	AF146-30-11-11	1SFL467001R1111	1.750
				48...130	48...130	1	1	AF146-30-11-12	1SFL467001R1211	1.750
				100...250	100...250	1	1	AF146-30-11-13	1SFL467001R1311	1.750
				250...500	250...500	1	1	AF146-30-11-14	1SFL467001R1411	1.750

With bar connections

55	160	75	160	24...60	20...60	1	1	AF116-30-11B-11	1SFL427002R1111	1.500
				48...130	48...130	1	1	AF116-30-11B-12	1SFL427002R1211	1.500
				100...250	100...250	1	1	AF116-30-11B-13	1SFL427002R1311	1.500
				250...500	250...500	1	1	AF116-30-11B-14	1SFL427002R1411	1.500
75	200	100	200	24...60	20...60	1	1	AF140-30-11B-11	1SFL447002R1111	1.500
				48...130	48...130	1	1	AF140-30-11B-12	1SFL447002R1211	1.500
				100...250	100...250	1	1	AF140-30-11B-13	1SFL447002R1311	1.500
				250...500	250...500	1	1	AF140-30-11B-14	1SFL447002R1411	1.500
75	225	100	200	24...60	20...60	1	1	AF146-30-11B-11	1SFL467002R1111	1.500
				48...130	48...130	1	1	AF146-30-11B-12	1SFL467002R1211	1.500
				100...250	100...250	1	1	AF146-30-11B-13	1SFL467002R1311	1.500
				250...500	250...500	1	1	AF146-30-11B-14	1SFL467002R1411	1.500

¹For other auxiliary contacts arrangements, please contact your ABB local sales organization.

55 to 75 kW - AC / DC operated with 1 N.O. + 1 N.C. auxiliary contacts for faster opening utilization - with built-in PLC interface

IEC		UL / CSA		Rated control circuit voltage		Auxiliary contacts fitted		Type ¹	Order code	Weight Pkg (1 pce)
Rated operational power	current	3-phase motor rating	General use rating	Uc min. ... Uc max.						
400 V	$\theta \leq 40^\circ\text{C}$	480 V	600 V AC	V 50/60 Hz	V DC					kg
AC-3	AC-1	480 V	600 V AC							
kW	A	hp	A							
For connection with built-in cable clamps										
55	160	75	160	100...250	100...250	1	1	AF116-30-11-33	1SFL427001R3311	1.750
				250...500	250...500	1	1	AF116-30-11-34	1SFL427001R3411	1.750
75	200	100	200	100...250	100...250	1	1	AF140-30-11-33	1SFL447001R3311	1.750
				250...500	250...500	1	1	AF140-30-11-34	1SFL447001R3411	1.750
75	225	100	200	100...250	100...250	1	1	AF146-30-11-33	1SFL467001R3311	1.750
				250...500	250...500	1	1	AF146-30-11-34	1SFL467001R3411	1.750
With bar connections										
55	160	75	160	100...250	100...250	1	1	AF116-30-11B-33	1SFL427002R3311	1.500
				250...500	250...500	1	1	AF116-30-11B-34	1SFL427002R3411	1.500
75	200	100	200	100...250	100...250	1	1	AF140-30-11B-33	1SFL447002R3311	1.500
				250...500	250...500	1	1	AF140-30-11B-34	1SFL447002R3411	1.500
75	225	100	200	100...250	100...250	1	1	AF146-30-11B-33	1SFL467002R3311	1.500
				250...500	250...500	1	1	AF146-30-11B-34	1SFL467002R3411	1.500

¹For other auxiliary contacts arrangements, please contact your ABB local sales organization.



AF146-30-11



AF146-30-11B

3-pole contactors

AF190 ... AF370




AF205-30-11



AF370-30-11

90 to 200 kW - AC / DC operated with 1 N.O. + 1 N.C. auxiliary contacts

IEC		UL / CSA		Rated control circuit voltage		Auxiliary contacts fitted		Type ¹	Order code	Weight Pkg (1 pce)
Rated operational power 400 V AC-3	current $\theta \leq 40\text{ }^\circ\text{C}$ AC-1	3-phase motor rating 480 V	General use rating 600 V AC	Uc min. ... Uc max.						
kW	A	hp	A	V 50/60 Hz	V DC					
90	275	125	250	24...60	20...60	1	1	AF190-30-11-11	1SFL487002R1111	3.000
				48...130	48...130	1	1	AF190-30-11-12	1SFL487002R1211	3.000
				100...250	100...250	1	1	AF190-30-11-13	1SFL487002R1311	3.000
				250...500	250...500	1	1	AF190-30-11-14	1SFL487002R1411	3.000
110	350	150	300	24...60	20...60	1	1	AF205-30-11-11	1SFL527002R1111	3.000
				48...130	48...130	1	1	AF205-30-11-12	1SFL527002R1211	3.000
				100...250	100...250	1	1	AF205-30-11-13	1SFL527002R1311	3.000
				250...500	250...500	1	1	AF205-30-11-14	1SFL527002R1411	3.000
132	400	200	350	24...60	20...60	1	1	AF265-30-11-11	1SFL547002R1111	4.640
				48...130	48...130	1	1	AF265-30-11-12	1SFL547002R1211	4.640
				100...250	100...250	1	1	AF265-30-11-13	1SFL547002R1311	4.640
				250...500	250...500	1	1	AF265-30-11-14	1SFL547002R1411	4.640
160	500	250	400	24...60	20...60	1	1	AF305-30-11-11	1SFL587002R1111	4.640
				48...130	48...130	1	1	AF305-30-11-12	1SFL587002R1211	4.640
				100...250	100...250	1	1	AF305-30-11-13	1SFL587002R1311	4.640
				250...500	250...500	1	1	AF305-30-11-14	1SFL587002R1411	4.640
200	600	300	520	24...60	20...60	1	1	AF370-30-11-11	1SFL607002R1111	4.640
				48...130	48...130	1	1	AF370-30-11-12	1SFL607002R1211	4.640
				100...250	100...250	1	1	AF370-30-11-13	1SFL607002R1311	4.640
				250...500	250...500	1	1	AF370-30-11-14	1SFL607002R1411	4.640

¹For other auxiliary contacts arrangements, please contact your ABB local sales organization.




AF205-30-11



AF370-30-11

90 to 200 kW - AC / DC operated with 1 N.O. + 1 N.C. auxiliary contacts for faster opening utilization - with built-in PLC interface

IEC		UL / CSA		Rated control circuit voltage		Auxiliary contacts fitted		Type ¹	Order code	Weight Pkg (1 pce)
Rated operational power 400 V AC-3	current $\theta \leq 40\text{ }^\circ\text{C}$ AC-1	3-phase motor rating 480 V	General use rating 600 V AC	Uc min. ... Uc max.						
kW	A	hp	A	V 50/60 Hz	V DC					
90	275	125	250	100...250	100...250	1	1	AF190-30-11-33	1SFL487002R3311	3.000
				250...500	250...500	1	1	AF190-30-11-34	1SFL487002R3411	3.000
110	350	150	300	100...250	100...250	1	1	AF205-30-11-33	1SFL527002R3311	3.000
				250...500	250...500	1	1	AF205-30-11-34	1SFL527002R3411	3.000
132	400	200	350	100...250	100...250	1	1	AF265-30-11-33	1SFL547002R3311	4.640
				250...500	250...500	1	1	AF265-30-11-34	1SFL547002R3411	4.640
160	500	250	400	100...250	100...250	1	1	AF305-30-11-33	1SFL587002R3311	4.640
				250...500	250...500	1	1	AF305-30-11-34	1SFL587002R3411	4.640
200	600	300	520	100...250	100...250	1	1	AF370-30-11-33	1SFL607002R3311	4.640
				250...500	250...500	1	1	AF370-30-11-34	1SFL607002R3411	4.640

¹For other auxiliary contacts arrangements, please contact your ABB local sales organization.

3-pole contactors

AF400 ... AF750




AF460-30-11



AF750-30-11

200 to 400 kW - AC / DC operated with 1 N.O. + 1 N.C. auxiliary contacts

IEC		UL/CSA		Rated control circuit voltage Uc min. ... Uc max.		Auxiliary contacts fitted		Type	Order code	Weight Pkg (1 pce) kg
power 400 V AC-3	current $\theta \leq 40^\circ\text{C}$ 690 V AC-1	3-phase motor rating 480 V	General use rating 600 V AC	V 50/60 Hz	V DC					
kW	A	hp	A							
200	600	350	550	-	24...60	1	1	AF400-30-11	1SFL577001R6811 ¹	12.000
				48...130	48...130	1	1	AF400-30-11	1SFL577001R6911	12.000
				100...250	100...250	1	1	AF400-30-11	1SFL577001R7011	12.000
				250...500	250...500	1	1	AF400-30-11	1SFL577001R7111	12.000
250	700	400	650	-	24...60	1	1	AF460-30-11	1SFL597001R6811 ¹	12.000
				48...130	48...130	1	1	AF460-30-11	1SFL597001R6911	12.000
				100...250	100...250	1	1	AF460-30-11	1SFL597001R7011	12.000
				250...500	250...500	1	1	AF460-30-11	1SFL597001R7111	12.000
315	800	500	750	-	24...60	1	1	AF580-30-11	1SFL617001R6811 ¹	15.000
				48...130	48...130	1	1	AF580-30-11	1SFL617001R6911	15.000
				100...250	100...250	1	1	AF580-30-11	1SFL617001R7011	15.000
				250...500	250...500	1	1	AF580-30-11	1SFL617001R7111	15.000
400	1050	600	900	-	24...60	1	1	AF750-30-11	1SFL637001R6811 ¹	15.000
				48...130	48...130	1	1	AF750-30-11	1SFL637001R6911	15.000
				100...250	100...250	1	1	AF750-30-11	1SFL637001R7011	15.000
				250...500	250...500	1	1	AF750-30-11	1SFL637001R7111	15.000

¹The connection polarities indicated close to the coil terminals must be respected: A1 for the positive pole and A2 for the negative pole.

²Up to 850 V DC for AF580, AF750.

3-pole contactors

AF1250 ... AF2850, AF1350T ... AF2850T



AF1250-30-11




AF2650-30-11



AF2650-30T-11


475 to 560 kW and 1260 to 2850 A AC-1 - AC / DC operated with 1 N.O. + 1 N.C. auxiliary contacts

IEC		UL/CSA		Rated control circuit voltage		Auxiliary contacts fitted		Type	Order code	Weight Pkg (1 pce)
power	current	3-phase motor rating	General use rating	Uc ¹						
400 V AC-3	$\theta \leq 40^\circ\text{C}$ 690 V AC-1	480 V	600 V AC ²	V 50/60 Hz	V DC					kg
-	1260	-	1210	-	24...60	1	1	AF1250-30-11	1SFL647001R6811 ¹	16.000
				48...130	48...130	1	1	AF1250-30-11	1SFL647001R6911	16.000
				100...250	100...250	1	1	AF1250-30-11	1SFL647001R7011	16.000
				250...500	250...500	1	1	AF1250-30-11	1SFL647001R7111	16.000
475	1350	800	1350	100...250	100...250	1	1	AF1350-30-11	1SFL657001R7011	34.000
560	1650	900	1650	100...250	100...250	1	1	AF1650-30-11	1SFL677001R7011	35.000
-	2050	-	2100	100...250	100...250	1	1	AF2050-30-11	1SFL707001R7011	35.000
-	2650	-	2700	100...250	100...250	1	1	AF2650-30-11	1SFL667001R7011	45.000
-	2850	-	2850	100...250	100...250	1	1	AF2850-30-11	1SFL687001R7011	45.000

¹The connection polarities indicated close to the coil terminals must be respected: A1 for the positive pole and A2 for the negative pole.

²AF2650: Maximum operational voltage = 1000 V according to UL / CSA.

475 to 560 kW and 1350 to 2850 A AC-1 - AC operated with 1 N.O. + 1 N.C. auxiliary contacts - with built-in LVRT

IEC		UL/CSA		Rated control circuit voltage	Auxiliary contacts fitted	Type	Order code	Weight Pkg (1 pce)	
power	current	3-phase motor rating	General use rating						
400 V AC-3	$\theta \leq 40^\circ\text{C}$ 690 V AC-1	480 V	600 V AC	V 50/60 Hz				kg	
475	1350	800	1350	220 ... 240	1	1	AF1350T-30-11 ¹	1SFL657001R9101	34.000
560	1650	900	1650	220 ... 240	1	1	AF1650T-30-11 ¹	1SFL677001R9101	35.000
-	2050	-	2100	220 ... 240	1	1	AF2050T-30-11 ¹	1SFL707001R9101	35.000
-	2650	-	2700	220 ... 240	1	1	AF2650T-30-11 ¹	1SFL667001R9101	45.000
-	2850	-	2850	220 ... 240	1	1	AF2850T-30-11 ¹	1SFL687001R9101	45.000

¹Types -00 and -22 on request.

3-pole contactors

AF09 ... AF38



AF09-30-22



AF26-30-22

4 to 18.5 kW - AC / DC operated with 2 N.O. + 2 N.C. auxiliary contacts

IEC		UL/CSA		Rated control circuit voltage		Auxiliary contacts fitted		Type	Order code	Weight Pkg (1 pce)
Rated operational power 400 V AC-3	current $\theta \leq 40^\circ\text{C}$ AC-1	3-phase motor rating 480 V	General use rating 600 V AC	Uc min. ...	Uc max.					
kW	A	hp	A	V 50/60 Hz	V DC					kg
4	25	5	25	24...60	20...60 ¹	2	2	AF09-30-22-11	1SBL137001R1122	0.320
				48...130	48...130	2	2	AF09-30-22-12	1SBL137001R1222	0.320
				100...250	100...250	2	2	AF09-30-22-13	1SBL137001R1322	0.320
				250...500	250...500	2	2	AF09-30-22-14	1SBL137001R1422	0.360
5.5	28	7.5	28	24...60	20...60 ¹	2	2	AF12-30-22-11	1SBL157001R1122	0.320
				48...130	48...130	2	2	AF12-30-22-12	1SBL157001R1222	0.320
				100...250	100...250	2	2	AF12-30-22-13	1SBL157001R1322	0.320
				250...500	250...500	2	2	AF12-30-22-14	1SBL157001R1422	0.360
7.5	30	10	30	24...60	20...60 ¹	2	2	AF16-30-22-11	1SBL177001R1122	0.320
				48...130	48...130	2	2	AF16-30-22-12	1SBL177001R1222	0.320
				100...250	100...250	2	2	AF16-30-22-13	1SBL177001R1322	0.320
				250...500	250...500	2	2	AF16-30-22-14	1SBL177001R1422	0.360
11	45	15	45	24...60	20...60 ¹	2	2	AF26-30-22-11	1SBL237001R1122	0.360
				48...130	48...130 ¹	2	2	AF26-30-22-12	1SBL237001R1222	0.360
				100...250	100...250	2	2	AF26-30-22-13	1SBL237001R1322	0.360
				250...500	250...500	2	2	AF26-30-22-14	1SBL237001R1422	0.400
15	50	20	50	24...60	20...60 ¹	2	2	AF30-30-22-11	1SBL277001R1122	0.360
				48...130	48...130	2	2	AF30-30-22-12	1SBL277001R1222	0.360
				100...250	100...250	2	2	AF30-30-22-13	1SBL277001R1322	0.360
				250...500	250...500	2	2	AF30-30-22-14	1SBL277001R1422	0.400
18.5	50	25	50	24...60	20...60 ¹	2	2	AF38-30-22-11	1SBL297001R1122	0.360
				48...130	48...130	2	2	AF38-30-22-12	1SBL297001R1222	0.360
				100...250	100...250	2	2	AF38-30-22-13	1SBL297001R1322	0.360
				250...500	250...500	2	2	AF38-30-22-14	1SBL297001R1422	0.400

¹AF..-30-...-11 not suitable for direct control by PLC-output.

3-pole contactors

AF09Z ... AF38Z



AF09Z-30-22



AF26Z-30-22

4 to 18.5 kW - AC / DC operated for specific applications with 2 N.O. + 2 N.C. auxiliary contacts

IEC		UL/CSA		Rated control circuit voltage		Auxiliary contacts fitted	Type	Order code	Weight Pkg (1 pce)
Rated operational power 400 V AC-3	current $\theta \leq 40^\circ\text{C}$ AC-1	3-phase motor rating 480 V	General use rating 600 V AC	Uc min. ... Uc max.					
kW	A	hp	A	V 50/60 Hz	V DC				kg
4	25	5	25	-	12...20		2 2	AF09Z-30-22-20	1SBL136001R2022
				24...60	20...60	2 2	AF09Z-30-22-21	1SBL136001R2122	0.360
				48...130	48...130	2 2	AF09Z-30-22-22	1SBL136001R2222	0.360
				100...250	100...250	2 2	AF09Z-30-22-23	1SBL136001R2322	0.360
5.5	28	7.5	28	-	12...20	2 2	AF12Z-30-22-20	1SBL156001R2022	0.360
				24...60	20...60	2 2	AF12Z-30-22-21	1SBL156001R2122	0.360
				48...130	48...130	2 2	AF12Z-30-22-22	1SBL156001R2222	0.360
				100...250	100...250	2 2	AF12Z-30-22-23	1SBL156001R2322	0.360
7.5	30	10	30	-	12...20	2 2	AF16Z-30-22-20	1SBL176001R2022	0.360
				24...60	20...60	2 2	AF16Z-30-22-21	1SBL176001R2122	0.360
				48...130	48...130	2 2	AF16Z-30-22-22	1SBL176001R2222	0.360
				100...250	100...250	2 2	AF16Z-30-22-23	1SBL176001R2322	0.360
11	45	15	45	-	12...20	2 2	AF26Z-30-22-20	1SBL236001R2022	0.400
				24...60	20...60	2 2	AF26Z-30-22-21	1SBL236001R2122	0.400
				48...130	48...130	2 2	AF26Z-30-22-22	1SBL236001R2222	0.400
				100...250	100...250	2 2	AF26Z-30-22-23	1SBL236001R2322	0.400
15	50	20	50	-	12...20	2 2	AF30Z-30-22-20	1SBL276001R2022	0.400
				24...60	20...60	2 2	AF30Z-30-22-21	1SBL276001R2122	0.400
				48...130	48...130	2 2	AF30Z-30-22-22	1SBL276001R2222	0.400
				100...250	100...250	2 2	AF30Z-30-22-23	1SBL276001R2322	0.400
18.5	50	25	50	-	12...20	2 2	AF38Z-30-22-20	1SBL296001R2022	0.400
				24...60	20...60	2 2	AF38Z-30-22-21	1SBL296001R2122	0.400
				48...130	48...130	2 2	AF38Z-30-22-22	1SBL296001R2222	0.400
				100...250	100...250	2 2	AF38Z-30-22-23	1SBL296001R2322	0.400

Note: Only AF..Z contactors with DC control voltage 12...20 V DC need to respect the connection polarities indicated close to the coil terminals: A1+ for the positive pole and A2- for the negative pole

3-pole contactors

AF40 ... AF96




AF40-30-22



AF80-30-22

18.5 to 30 kW - AC / DC operated with 2 N.O. + 2 N.C. auxiliary contacts

IEC		UL / CSA		Rated control circuit voltage		Auxiliary contacts fitted		Type	Order code	Weight Pkg (1 pce)
power 400 V AC-3	current $\theta \leq 40^\circ\text{C}$ AC-1	3-phase motor rating 480 V	General use rating 600 V AC	Uc min. ... Uc max.						
kW	A	hp	A	V 50/60 Hz	V DC					kg
18.5	70	30	60	24...60	20...60 ¹	2	2	AF40-30-22-11	1SBL347001R1122	1.020
				48...130	48...130	2	2	AF40-30-22-12	1SBL347001R1222	1.020
				100...250	100...250	2	2	AF40-30-22-13	1SBL347001R1322	1.000
				250...500	250...500	2	2	AF40-30-22-14	1SBL347001R1422	1.000
22	100	40	80	24...60	20...60 ¹	2	2	AF52-30-22-11	1SBL367001R1122	1.020
				48...130	48...130	2	2	AF52-30-22-12	1SBL367001R1222	1.020
				100...250	100...250	2	2	AF52-30-22-13	1SBL367001R1322	1.000
				250...500	250...500	2	2	AF52-30-22-14	1SBL367001R1422	1.000
30	105	50	90	24...60	20...60 ¹	2	2	AF65-30-22-11	1SBL387001R1122	1.020
				48...130	48...130	2	2	AF65-30-22-12	1SBL387001R1222	1.020
				100...250	100...250	2	2	AF65-30-22-13	1SBL387001R1322	1.000
				250...500	250...500	2	2	AF65-30-22-14	1SBL387001R1422	1.000
37	125	60	105	24...60	20...60 ¹	2	2	AF80-30-22-11	1SBL397001R1122	1.270
				48...130	48...130	2	2	AF80-30-22-12	1SBL397001R1222	1.270
				100...250	100...250	2	2	AF80-30-22-13	1SBL397001R1322	1.220
				250...500	250...500	2	2	AF80-30-22-14	1SBL397001R1422	1.220
45	130	60	115	24...60	20...60 ¹	2	2	AF96-30-22-11	1SBL407001R1122	1.270
				48...130	48...130	2	2	AF96-30-22-12	1SBL407001R1222	1.270
				100...250	100...250	2	2	AF96-30-22-13	1SBL407001R1322	1.220
				250...500	250...500	2	2	AF96-30-22-14	1SBL407001R1422	1.220

¹For control by PLC-output, use RA4 interface relay.

3-pole contactors

AF116 ... AF146



AF146-30-22



AF146-30-22B



AF146-30-22



AF146-30-22B

55 to 75 kW - AC / DC operated with 2 N.O. + 2 N.C. auxiliary contacts

IEC		UL / CSA		Rated control circuit voltage		Auxiliary contacts fitted		Type ¹	Order code	Weight Pkg (1 pce)
Rated operational power	current	3-phase motor rating	General use rating	Uc min. ... Uc max.						
400 V	$\theta \leq 40^\circ\text{C}$	480 V	600 V AC	V 50/60 Hz	V DC					kg
AC-3	AC-1	hp	A							
kW	A									

For connection with built-in cable clamps

55	160	75	160	24...60	20...60	2	2	AF116-30-22-11	1SFL427001R1122	1.750
				48...130	48...130	2	2	AF116-30-22-12	1SFL427001R1222	1.750
				100...250	100...250	2	2	AF116-30-22-13	1SFL427001R1322	1.750
				250...500	250...500	2	2	AF116-30-22-14	1SFL427001R1422	1.750
75	200	100	200	24...60	20...60	2	2	AF140-30-22-11	1SFL447001R1122	1.750
				48...130	48...130	2	2	AF140-30-22-12	1SFL447001R1222	1.750
				100...250	100...250	2	2	AF140-30-22-13	1SFL447001R1322	1.750
				250...500	250...500	2	2	AF140-30-22-14	1SFL447001R1422	1.750
75	225	100	200	24...60	20...60	2	2	AF146-30-22-11	1SFL467001R1122	1.750
				48...130	48...130	2	2	AF146-30-22-12	1SFL467001R1222	1.750
				100...250	100...250	2	2	AF146-30-22-13	1SFL467001R1322	1.750
				250...500	250...500	2	2	AF146-30-22-14	1SFL467001R1422	1.750

With bar connections

55	160	75	160	24...60	20...60	2	2	AF116-30-22B-11	1SFL427002R1122	1.500
				48...130	48...130	2	2	AF116-30-22B-12	1SFL427002R1222	1.500
				100...250	100...250	2	2	AF116-30-22B-13	1SFL427002R1322	1.500
				250...500	250...500	2	2	AF116-30-22B-14	1SFL427002R1422	1.500
75	200	100	200	24...60	20...60	2	2	AF140-30-22B-11	1SFL447002R1122	1.500
				48...130	48...130	2	2	AF140-30-22B-12	1SFL447002R1222	1.500
				100...250	100...250	2	2	AF140-30-22B-13	1SFL447002R1322	1.500
				250...500	250...500	2	2	AF140-30-22B-14	1SFL447002R1422	1.500
75	225	100	200	24...60	20...60	2	2	AF146-30-22B-11	1SFL467002R1122	1.500
				48...130	48...130	2	2	AF146-30-22B-12	1SFL467002R1222	1.500
				100...250	100...250	2	2	AF146-30-22B-13	1SFL467002R1322	1.500
				250...500	250...500	2	2	AF146-30-22B-14	1SFL467002R1422	1.500

¹For other auxiliary contacts arrangements, please contact your ABB local sales organization.

55 to 75 kW - AC / DC operated with 2 N.O. + 2 N.C. auxiliary contacts for faster opening utilization - with built-in PLC interface

IEC		UL / CSA		Rated control circuit voltage		Auxiliary contacts fitted		Type ¹	Order code	Weight Pkg (1 pce)
Rated operational power	current	3-phase motor rating	General use rating	Uc min. ... Uc max.						
400 V	$\theta \leq 40^\circ\text{C}$	480 V	600 V AC	V 50/60 Hz	V DC					kg
AC-3	AC-1	hp	A							
kW	A									

For connection with built-in cable clamps

55	160	75	160	100...250	100...250	2	2	AF116-30-22-33	1SFL427001R3322	1.750
				250...500	250...500	2	2	AF116-30-22-34	1SFL427001R3422	1.750
75	200	100	200	100...250	100...250	2	2	AF140-30-22-33	1SFL447001R3322	1.750
				250...500	250...500	2	2	AF140-30-22-34	1SFL447001R3422	1.750
75	225	100	200	100...250	100...250	2	2	AF146-30-22-33	1SFL467001R3322	1.750
				250...500	250...500	2	2	AF146-30-22-34	1SFL467001R3422	1.750

With bar connections

55	160	75	160	100...250	100...250	2	2	AF116-30-22B-33	1SFL427002R3322	1.500
				250...500	250...500	2	2	AF116-30-22B-34	1SFL427002R3422	1.500
75	200	100	200	100...250	100...250	2	2	AF140-30-22B-33	1SFL447002R3322	1.500
				250...500	250...500	2	2	AF140-30-22B-34	1SFL447002R3422	1.500
75	225	100	200	100...250	100...250	2	2	AF146-30-22B-33	1SFL467002R3322	1.500
				250...500	250...500	2	2	AF146-30-22B-34	1SFL467002R3422	1.500

¹For other auxiliary contacts arrangements, please contact your ABB local sales organization.

3-pole contactors

AF190 ... AF370



AF205-30-22



AF370-30-22

90 to 200 kW - AC / DC operated with 2 N.O. + 2 N.C. auxiliary contacts

IEC		UL / CSA		Rated control circuit voltage		Auxiliary contacts fitted		Type ¹	Order code	Weight Pkg (1 pce)
Rated operational power 400 V AC-3	current $\theta \leq 40^\circ\text{C}$ AC-1	3-phase motor rating 480 V	General use rating 600 V AC	Uc min. ... Uc max.						
kW	A	hp	A	V 50/60 Hz	V DC					kg
90	275	125	250	24...60	20...60	2	2	AF190-30-22-11	1SFL487002R1122	3.000
				48...130	48...130	2	2	AF190-30-22-12	1SFL487002R1222	3.000
				100...250	100...250	2	2	AF190-30-22-13	1SFL487002R1322	3.000
				250...500	250...500	2	2	AF190-30-22-14	1SFL487002R1422	3.000
110	350	150	300	24...60	20...60	2	2	AF205-30-22-11	1SFL527002R1122	3.000
				48...130	48...130	2	2	AF205-30-22-12	1SFL527002R1222	3.000
				100...250	100...250	2	2	AF205-30-22-13	1SFL527002R1322	3.000
				250...500	250...500	2	2	AF205-30-22-14	1SFL527002R1422	3.000
132	400	200	350	24...60	20...60	2	2	AF265-30-22-11	1SFL547002R1122	4.675
				48...130	48...130	2	2	AF265-30-22-12	1SFL547002R1222	4.675
				100...250	100...250	2	2	AF265-30-22-13	1SFL547002R1322	4.675
				250...500	250...500	2	2	AF265-30-22-14	1SFL547002R1422	4.675
160	500	250	400	24...60	20...60	2	2	AF305-30-22-11	1SFL587002R1122	4.675
				48...130	48...130	2	2	AF305-30-22-12	1SFL587002R1222	4.675
				100...250	100...250	2	2	AF305-30-22-13	1SFL587002R1322	4.675
				250...500	250...500	2	2	AF305-30-22-14	1SFL587002R1422	4.675
200	600	300	520	24...60	20...60	2	2	AF370-30-22-11	1SFL607002R1122	4.675
				48...130	48...130	2	2	AF370-30-22-12	1SFL607002R1222	4.675
				100...250	100...250	2	2	AF370-30-22-13	1SFL607002R1322	4.675
				250...500	250...500	2	2	AF370-30-22-14	1SFL607002R1422	4.675

¹For other auxiliary contacts arrangements, please contact your ABB local sales organization.



AF205-30-22



AF370-30-22

90 to 200 kW - AC / DC operated with 2 N.O. + 2 N.C. auxiliary contacts for faster opening utilization, with built-in PLC interface

IEC		UL / CSA		Rated control circuit voltage		Auxiliary contacts fitted		Type ¹	Order code	Weight Pkg (1 pce)
Rated operational power 400 V AC-3	current $\theta \leq 40^\circ\text{C}$ AC-1	3-phase motor rating 480 V	General use rating 600 V AC	Uc min. ... Uc max.						
kW	A	hp	A	V 50/60 Hz	V DC					kg
90	275	125	250	100...250	100...250	2	2	AF190-30-22-33	1SFL487002R3322	3.000
				250...500	250...500	2	2	AF190-30-22-34	1SFL487002R3422	3.000
110	350	150	300	100...250	100...250	2	2	AF205-30-22-33	1SFL527002R3322	3.000
				250...500	250...500	2	2	AF205-30-22-34	1SFL527002R3422	3.000
132	400	200	350	100...250	100...250	2	2	AF265-30-22-33	1SFL547002R3322	4.675
				250...500	250...500	2	2	AF265-30-22-34	1SFL547002R3422	4.675
160	500	250	400	100...250	100...250	2	2	AF305-30-22-33	1SFL587002R3322	4.675
				250...500	250...500	2	2	AF305-30-22-34	1SFL587002R3422	4.675
200	600	300	520	100...250	100...250	2	2	AF370-30-22-33	1SFL607002R3322	4.675
				250...500	250...500	2	2	AF370-30-22-34	1SFL607002R3422	4.675

¹For other auxiliary contacts arrangements, please contact your ABB local sales organization.

3-pole contactors

AF400 ... AF750




AF460-30-22



AF750-30-22

200 to 400 kW - AC / DC operated with 2 N.O. + 2 N.C. auxiliary contacts

IEC		UL/CSA		Rated control circuit voltage		Auxiliary contacts fitted		Type	Order code	Weight Pkg (1 pce)
power 400 V AC-3	current $\theta \leq 40^\circ\text{C}$ 690 V AC-1	3-phase motor rating 480 V	General use rating 600 V AC	Uc						
kW	A	hp	A	V 50/60 Hz	V DC					kg
200	600	350	550	-	24...60	2	2	AF400-30-22	1SFL577001R6822 ¹	12.000
				48...130	48...130	2	2	AF400-30-22	1SFL577001R6922	12.000
				100...250	100...250	2	2	AF400-30-22	1SFL577001R7022	12.000
				250...500	250...500	2	2	AF400-30-22	1SFL577001R7122	12.000
250	700	400	650	-	24...60	2	2	AF460-30-22	1SFL597001R6822 ¹	12.000
				48...130	48...130	2	2	AF460-30-22	1SFL597001R6922	12.000
				100...250	100...250	2	2	AF460-30-22	1SFL597001R7022	12.000
				250...500	250...500	2	2	AF460-30-22	1SFL597001R7122	12.000
315	800	500	750	-	24...60	2	2	AF580-30-22	1SFL617001R6822 ¹	15.000
				48...130	48...130	2	2	AF580-30-22	1SFL617001R6922	15.000
				100...250	100...250	2	2	AF580-30-22	1SFL617001R7022	15.000
				250...500	250...500	2	2	AF580-30-22	1SFL617001R7122	15.000
400	1050	600	900	-	24...60	2	2	AF750-30-22	1SFL637001R6822 ¹	15.000
				48...130	48...130	2	2	AF750-30-22	1SFL637001R6922	15.000
				100...250	100...250	2	2	AF750-30-22	1SFL637001R7022	15.000
				250...500	250...500	2	2	AF750-30-22	1SFL637001R7122	15.000

¹The connection polarities indicated close to the coil terminals must be respected: A1 for the positive pole and A2 for the negative pole.

3-pole contactors

AF1250 ... AF2850




AF1250-30-22



AF2650-30-22

475 to 560 kW and 1260 to 2850 A AC-1 - AC / DC operated with 2 N.O. + 2 N.C. auxiliary contacts

IEC		UL/CSA		Rated control circuit voltage		Auxiliary contacts fitted		Type	Order code	Weight Pkg (1 pce)
power 400 V AC-3	current $\theta \leq 40^\circ\text{C}$ 690 V AC-1	3-phase motor rating 480 V	General use rating 600 V AC ²	Uc ¹						
kW	A	hp	A	V 50/60 Hz	V DC					kg
-	1260	-	1210	-	24...60	2	2	AF1250-30-22	1SFL647001R6822 ¹	16.000
				48...130	48...130	2	2	AF1250-30-22	1SFL647001R6922	16.000
				100...250	100...250	2	2	AF1250-30-22	1SFL647001R7022	16.000
				250...500	250...500	2	2	AF1250-30-22	1SFL647001R7122	16.000
475	1350	800	1350	100...250	100...250	2	2	AF1350-30-22	1SFL657001R7022	34.000
560	1650	900	1650	100...250	100...250	2	2	AF1650-30-22	1SFL677001R7022	35.000
-	2050	-	2100	100...250	100...250	2	2	AF2050-30-22	1SFL707001R7022	35.000
-	2650	-	2700	100...250	100...250	2	2	AF2650-30-22	1SFL667001R7022	45.000
-	2850	-	2850	100...250	100...250	2	2	AF2850-30-22	1SFL687001R7022	45.000

¹The connection polarities indicated close to the coil terminals must be respected: A1 for the positive pole and A2 for the negative pole.

²AF2650 : Maximum operational voltage = 1000 V according to UL / CSA.

3-pole contactors - with Push-in Spring terminals

AF09..K ... AF38..K



AF09-30-10K



AF26-30-00K

4 to 18.5 kW - AC / DC operated

IEC		UL/CSA		Rated control circuit voltage		Auxiliary contacts fitted	Type ¹	Order code	Weight Pkg (1 pce)
Rated operational power	current	3-phase motor rating	General use rating	Uc min. ... Uc max.					
400 V	$\theta \leq 40\text{ }^{\circ}\text{C}$	480 V	600 V AC	V 50/60 Hz	V DC				kg
AC-3	AC-1	hp	A						
4	25	5	25	24 ... 60	20 ... 60	1 0	AF09-30-10K-11	1SBL137005R1110	0.285
				48 ... 130	48 ... 130	0 1	AF09-30-01K-11	1SBL137005R1101	0.285
				100 ... 250	100 ... 250	1 0	AF09-30-10K-12	1SBL137005R1210	0.285
				250 ... 500	250 ... 500	1 0	AF09-30-10K-13	1SBL137005R1310	0.285
				250 ... 500	250 ... 500	0 1	AF09-30-01K-13	1SBL137005R1301	0.285
5.5	28	7.5	28	24 ... 60	20 ... 60	1 0	AF12-30-10K-11	1SBL157005R1110	0.285
				48 ... 130	48 ... 130	0 1	AF12-30-01K-11	1SBL157005R1101	0.285
				100 ... 250	100 ... 250	1 0	AF12-30-10K-12	1SBL157005R1210	0.285
				250 ... 500	250 ... 500	0 1	AF12-30-01K-12	1SBL157005R1201	0.285
				250 ... 500	250 ... 500	1 0	AF12-30-10K-13	1SBL157005R1310	0.285
7.5	30	10	30	24 ... 60	20 ... 60	1 0	AF16-30-10K-11	1SBL177005R1110	0.285
				48 ... 130	48 ... 130	0 1	AF16-30-01K-11	1SBL177005R1101	0.285
				100 ... 250	100 ... 250	1 0	AF16-30-10K-12	1SBL177005R1210	0.285
				250 ... 500	250 ... 500	0 1	AF16-30-01K-12	1SBL177005R1201	0.285
				250 ... 500	250 ... 500	1 0	AF16-30-10K-13	1SBL177005R1310	0.285
11	45	15	42	24 ... 60	20 ... 60	0 0	AF16-30-01K-13	1SBL177005R1301	0.285
				48 ... 130	48 ... 130	0 1	AF16-30-10K-14	1SBL177005R1401	0.325
				100 ... 250	100 ... 250	0 0	AF16-30-01K-14	1SBL177005R1401	0.325
				250 ... 500	250 ... 500	0 0	AF16-30-10K-11	1SBL177005R1101	0.285
				250 ... 500	250 ... 500	0 0	AF16-30-00K-11	1SBL177005R1100	0.325
15	50	20	45	24 ... 60	20 ... 60	0 0	AF26-30-00K-12	1SBL237005R1200	0.325
				48 ... 130	48 ... 130	0 0	AF26-30-00K-13	1SBL237005R1300	0.325
				100 ... 250	100 ... 250	0 0	AF26-30-00K-14	1SBL237005R1400	0.365
				250 ... 500	250 ... 500	0 0	AF26-30-00K-11	1SBL237005R1100	0.325
				250 ... 500	250 ... 500	0 0	AF26-30-00K-12	1SBL237005R1200	0.325
18.5	50	25	45	24 ... 60	20 ... 60	0 0	AF30-30-00K-11	1SBL277005R1100	0.330
				48 ... 130	48 ... 130	0 0	AF30-30-00K-12	1SBL277005R1200	0.330
				100 ... 250	100 ... 250	0 0	AF30-30-00K-13	1SBL277005R1300	0.330
				250 ... 500	250 ... 500	0 0	AF30-30-00K-14	1SBL277005R1400	0.370
				250 ... 500	250 ... 500	0 0	AF30-30-00K-11	1SBL277005R1100	0.330
18.5	50	25	45	24 ... 60	20 ... 60	0 0	AF38-30-00K-11	1SBL297005R1100	0.330
				48 ... 130	48 ... 130	0 0	AF38-30-00K-12	1SBL297005R1200	0.330
				100 ... 250	100 ... 250	0 0	AF38-30-00K-13	1SBL297005R1300	0.330
				250 ... 500	250 ... 500	0 0	AF38-30-00K-14	1SBL297005R1400	0.370
				250 ... 500	250 ... 500	0 0	AF38-30-00K-11	1SBL297005R1100	0.330

3-pole contactors - with Push-in Spring terminals

AF09Z..K ... AF38Z..K



AF09Z-30-10K



AF26Z-30-00K



AF09Z-30-10K



AF26Z-30-00K

4 to 18.5 kW - 24 V DC operated - designed for PLC

IEC		UL/CSA		Rated control circuit voltage Uc min. ... Uc max.	Auxiliary contacts fitted	Type	Order code	Weight Pkg (1 pce)
Rated operational power 400 V AC-3	current $\theta \leq 40^\circ\text{C}$ AC-1	3-phase motor rating 480 V	General use rating 600 V AC					
4	25	5	25	24	1 0	AF09Z-30-10K-30	1SBL136005R3010	0.435
					0 1	AF09Z-30-01K-30	1SBL136005R3001	0.435
5.5	28	7.5	28	24	1 0	AF12Z-30-10K-30	1SBL156005R3010	0.435
					0 1	AF12Z-30-01K-30	1SBL156005R3001	0.435
7.5	30	10	30	24	1 0	AF16Z-30-10K-30	1SBL176005R3010	0.435
					0 1	AF16Z-30-01K-30	1SBL176005R3001	0.435
11	45	15	42	24	0 0	AF26Z-30-00K-30	1SBL236005R3000	0.440
15	50	20	45	24	0 0	AF30Z-30-00K-30	1SBL276005R3000	0.440
18.5	50	25	45	24	0 0	AF38Z-30-00K-30	1SBL296005R3000	0.440

Note: AF..Z contactors with 24V DC control voltage need to respect the connection polarities indicated close to the coil terminals: A1+ for the positive pole and A2- for the negative pole.

For product availability, please consult your ABB local sales organization.

4 to 18.5 kW - AC / DC operated - for specific applications

IEC		UL/CSA		Rated control circuit voltage Uc min. ... Uc max.		Auxiliary contacts fitted	Type	Order code	Weight Pkg (1 pce)
Rated operational power 400 V AC-3	current $\theta \leq 40^\circ\text{C}$ AC-1	3-phase motor rating 480 V	General use rating 600 V AC	V 50/60 Hz	V DC				
4	25	5	25	-	12 ... 20	1 0	AF09Z-30-10K-20	1SBL136005R2010	0.315
						0 1	AF09Z-30-01K-20	1SBL136005R2001	0.315
				24 ... 60	20 ... 60	1 0	AF09Z-30-10K-21	1SBL136005R2110	0.315
						0 1	AF09Z-30-01K-21	1SBL136005R2101	0.315
				48 ... 130	48 ... 130	1 0	AF09Z-30-10K-22	1SBL136005R2210	0.315
				0 1	AF09Z-30-01K-22	1SBL136005R2201	0.315		
				100 ... 250	100 ... 250	1 0	AF09Z-30-10K-23	1SBL136005R2310	0.315
						0 1	AF09Z-30-01K-23	1SBL136005R2301	0.315
5.5	28	7.5	28	-	12 ... 20	1 0	AF12Z-30-10K-20	1SBL156005R2010	0.315
						0 1	AF12Z-30-01K-20	1SBL156005R2001	0.315
				24 ... 60	20 ... 60	1 0	AF12Z-30-10K-21	1SBL156005R2110	0.315
						0 1	AF12Z-30-01K-21	1SBL156005R2101	0.315
				48 ... 130	48 ... 130	1 0	AF12Z-30-10K-22	1SBL156005R2210	0.315
				0 1	AF12Z-30-01K-22	1SBL156005R2201	0.315		
				100 ... 250	100 ... 250	1 0	AF12Z-30-10K-23	1SBL156005R2310	0.315
						0 1	AF12Z-30-01K-23	1SBL156005R2301	0.315
7.5	30	10	30	-	12 ... 20	1 0	AF16Z-30-10K-20	1SBL176005R2010	0.315
						0 1	AF16Z-30-01K-20	1SBL176005R2001	0.315
				24 ... 60	20 ... 60	1 0	AF16Z-30-10K-21	1SBL176005R2110	0.315
						0 1	AF16Z-30-01K-21	1SBL176005R2101	0.315
				48 ... 130	48 ... 130	1 0	AF16Z-30-10K-22	1SBL176005R2210	0.315
				0 1	AF16Z-30-01K-22	1SBL176005R2201	0.315		
				100 ... 250	100 ... 250	1 0	AF16Z-30-10K-23	1SBL176005R2310	0.315
						0 1	AF16Z-30-01K-23	1SBL176005R2301	0.315
11	45	15	42	-	12 ... 20	0 0	AF26Z-30-00K-20	1SBL236005R2000	0.355
				24 ... 60	20 ... 60	0 0	AF26Z-30-00K-21	1SBL236005R2100	0.355
				48 ... 130	48 ... 130	0 0	AF26Z-30-00K-22	1SBL236005R2200	0.355
				100 ... 250	100 ... 250	0 0	AF26Z-30-00K-23	1SBL236005R2300	0.355
15	50	20	45	-	12 ... 20	0 0	AF30Z-30-00K-20	1SBL276005R2000	0.360
				24 ... 60	20 ... 60	0 0	AF30Z-30-00K-21	1SBL276005R2100	0.360
				48 ... 130	48 ... 130	0 0	AF30Z-30-00K-22	1SBL276005R2200	0.360
				100 ... 250	100 ... 250	0 0	AF30Z-30-00K-23	1SBL276005R2300	0.360
18.5	50	25	45	-	12 ... 20	0 0	AF38Z-30-00K-20	1SBL296005R2000	0.360
				24 ... 60	20 ... 60	0 0	AF38Z-30-00K-21	1SBL296005R2100	0.360
				48 ... 130	48 ... 130	0 0	AF38Z-30-00K-22	1SBL296005R2200	0.360
				100 ... 250	100 ... 250	0 0	AF38Z-30-00K-23	1SBL296005R2300	0.360

Note: Only AF..Z contactors with 12...20 V DC control voltage need to respect the connection polarities indicated close to the coil terminals: A1+ for the positive pole and A2- for the negative pole.

3-pole contactors for safety applications

AFS09 ... AFS38, AFS40 ... AFS96



AFS16-30-22



AFS38-30-22

4 to 18.5 kW - AC / DC operated with 2 N.O. + 2 N.C. auxiliary contacts

IEC		UL/CSA		Rated control circuit voltage		Auxiliary contacts fitted	Type ¹	Order code	Weight Pkg (1 pce)	
Rated Operational power 400 V AC-3, AC3-e	current $\theta \leq 40^\circ\text{C}$ AC-1	3-phase motor rating 480 V	General use rating 600 V AC	Uc min. ... Uc max.						
kW	A	hp	A	V 50/60 Hz	V DC				kg	
4	25	5	25	-	24	2	2	AFS09Z-30-22-30	1SBL136082R3022	0.490
				24 ... 60	20 ... 60 ¹	2	2	AFS09-30-22-11	1SBL137082R1122	0.320
				100 ... 250	100 ... 250	2	2	AFS09-30-22-13	1SBL137082R1322	0.320
5.5	28	7-1/2	28	-	24	2	2	AFS12Z-30-22-30	1SBL156082R3022	0.490
				24 ... 60	20 ... 60 ¹	2	2	AFS12-30-22-11	1SBL157082R1122	0.320
				100 ... 250	100 ... 250	2	2	AFS12-30-22-13	1SBL157082R1322	0.320
7.5	30	10	30	-	24	2	2	AFS16Z-30-22-30	1SBL176082R3022	0.490
				24 ... 60	20 ... 60 ¹	2	2	AFS16-30-22-11	1SBL177082R1122	0.320
				100 ... 250	100 ... 250	2	2	AFS16-30-22-13	1SBL177082R1322	0.320
11	45	15	45	-	24	2	2	AFS26Z-30-22-30	1SBL236082R3022	0.540
				24 ... 60	20 ... 60 ¹	2	2	AFS26-30-22-11	1SBL237082R1122	0.360
				100 ... 250	100 ... 250	2	2	AFS26-30-22-13	1SBL237082R1322	0.360
15	50	20	50	-	24	2	2	AFS30Z-30-22-30	1SBL276082R3022	0.540
				24 ... 60	20 ... 60	2	2	AFS30-30-22-11	1SBL277082R1122	0.360
				100 ... 250	100 ... 250 ¹	2	2	AFS30-30-22-13	1SBL277082R1322	0.360
18.5	50	25	50	-	24	2	2	AFS38Z-30-22-30	1SBL296082R3022	0.540
				24 ... 60	20 ... 60 ¹	2	2	AFS38-30-22-11	1SBL297082R1122	0.360
				100 ... 250	100 ... 250	2	2	AFS38-30-22-13	1SBL297082R1322	0.360

¹AFS...-30...-11 for control by transistor outputs of safety PLCs and safety relays use interface relay RA4 1SBN060100R1000.



AFS65-30-22



AFS96-30-22

18.5 to 45 kW - AC / DC operated with 2 N.O. + 2 N.C. auxiliary contacts

IEC		UL/CSA		Rated control circuit voltage		Auxiliary contacts fitted	Type ¹	Order code	Weight Pkg (1 pce)	
Rated operational power 400 V AC-3, AC3-e	current $\theta \leq 40^\circ\text{C}$ AC-1	3-phase motor rating 480 V	General use rating 600 V AC	Uc min. ... Uc max.						
kW	A	hp	A	V 50/60 Hz	V DC				kg	
18.5	70	30	60	24 ... 60	20 ... 60 ¹	2	2	AFS40-30-22-11	1SBL347082R1122	1.020
				100 ... 250	100 ... 250	2	2	AFS40-30-22-13	1SBL347082R1322	1.000
22	100	40	80	24 ... 60	20 ... 60 ¹	2	2	AFS52-30-22-11	1SBL367082R1122	1.020
				100 ... 250	100 ... 250	2	2	AFS52-30-22-13	1SBL367082R1322	1.000
30	105	50	90	24 ... 60	20 ... 60 ¹	2	2	AFS65-30-22-11	1SBL387082R1122	1.020
				100 ... 250	100 ... 250	2	2	AFS65-30-22-13	1SBL387082R1322	1.000
37	125	60	105	24 ... 60	20 ... 60 ¹	2	2	AFS80-30-22-11	1SBL397082R1122	1.270
				100 ... 250	100 ... 250	2	2	AFS80-30-22-13	1SBL397082R1322	1.220
45	130	60	115	24 ... 60	20 ... 60 ¹	2	2	AFS96-30-22-11	1SBL407082R1122	1.270
				100 ... 250	100 ... 250	2	2	AFS96-30-22-13	1SBL407082R1322	1.220

¹AFS...-30...-11 for control by transistor outputs of safety PLCs and safety relays use interface relay RA4 1SBN060100R1000.

3-pole contactors for safety applications

AFS116 ... AFS146



AFS146-30-12



AFS146-30-12B



AFS146-30-12



AFS146-30-12B

55 to 75 kW - AC / DC operated with 1 N.O. + 2 N.C. auxiliary contacts

IEC		UL / CSA		Rated control circuit voltage		Auxiliary contacts fitted	Type	Order code	Weight Pkg (1 pce)
power	current	3-phase motor rating	General use rating	Uc min. ...	Uc max.				
400 V	$\theta \leq 40^\circ\text{C}$	480 V	600 V AC	V 50/60 Hz	V DC				kg
AC-3	AC-1	480 V	600 V AC						
kW	A	hp	A						

For connection with built-in cable clamps

55	160	75	160	24...60	20...60	1	2	AFS116-30-12-11	1SFL427081R1112	1.750
				48...130	48...130	1	2	AFS116-30-12-12	1SFL427081R1212	1.750
				100...250	100...250	1	2	AFS116-30-12-13	1SFL427081R1312	1.750
				250...500	250...500	1	2	AFS116-30-12-14	1SFL427081R1412	1.750
75	225	100	200	24...60	20...60	1	2	AFS146-30-12-11	1SFL467081R1112	1.750
				48...130	48...130	1	2	AFS146-30-12-12	1SFL467081R1212	1.750
				100...250	100...250	1	2	AFS146-30-12-13	1SFL467081R1312	1.750
				250...500	250...500	1	2	AFS146-30-12-14	1SFL467081R1412	1.750

With bar connections

55	160	75	160	24...60	20...60	1	2	AFS116-30-12B-11	1SFL427082R1112	1.500
				48...130	48...130	1	2	AFS116-30-12B-12	1SFL427082R1212	1.500
				100...250	100...250	1	2	AFS116-30-12B-13	1SFL427082R1312	1.500
				250...500	250...500	1	2	AFS116-30-12B-14	1SFL427082R1412	1.500
75	225	100	200	24...60	20...60	1	2	AFS146-30-12B-11	1SFL467082R1112	1.500
				48...130	48...130	1	2	AFS146-30-12B-12	1SFL467082R1212	1.500
				100...250	100...250	1	2	AFS146-30-12B-13	1SFL467082R1312	1.500
				250...500	250...500	1	2	AFS146-30-12B-14	1SFL467082R1412	1.500

With built-in PLC interface - 55 to 75 kW - AC / DC operated with 1 N.O. + 2 N.C. auxiliary contacts

IEC		UL / CSA		Rated control circuit voltage		Auxiliary contacts fitted	Type	Order code	Weight Pkg (1 pce)
power	current	3-phase motor rating	General use rating	Uc min. ...	Uc max.				
400 V	$\theta \leq 40^\circ\text{C}$	480 V	600 V AC	V 50/60 Hz	V DC				kg
AC-3	AC-1	480 V	600 V AC						
kW	A	hp	A						

For connection with built-in cable clamps

55	160	75	160	100...250	100...250	1	2	AFS116-30-12-33	1SFL427081R3312	1.750
				250...500	250...500	1	2	AFS116-30-12-34	1SFL427081R3412	1.750
75	225	100	200	100...250	100...250	1	2	AFS146-30-12-33	1SFL467081R3312	1.750
				250...500	250...500	1	2	AFS146-30-12-34	1SFL467081R3412	1.750

With bar connections

55	160	75	160	100...250	100...250	1	2	AFS116-30-12B-33	1SFL427082R3312	1.500
				250...500	250...500	1	2	AFS116-30-12B-34	1SFL427082R3412	1.500
75	225	100	200	100...250	100...250	1	2	AFS146-30-12B-33	1SFL467082R3312	1.500
				250...500	250...500	1	2	AFS146-30-12B-34	1SFL467082R3412	1.500

3-pole contactors for safety applications

AFS190 ... AFS370



AFS205-30-12



AFS370-30-12

90 to 200 kW - AC / DC operated with 1 N.O. + 2 N.C. auxiliary contacts

IEC		UL / CSA		Rated control circuit voltage		Auxiliary contacts fitted		Type	Order code	Weight Pkg (1 pce)
Rated operational power 400 V AC-3	current $\theta \leq 40^\circ\text{C}$ AC-1	3-phase motor rating 480 V	General use rating 600 V AC	Uc min. ... Uc max.	V 50/60 Hz	V DC				
kW	A	hp	A							kg
90	275	125	250	24...60	20...60	1	2	AFS190-30-12-11	1SFL487082R1112	3.000
				48...130	48...130	1	2	AFS190-30-12-12	1SFL487082R1212	3.000
				100...250	100...250	1	2	AFS190-30-12-13	1SFL487082R1312	3.000
				250...500	250...500	1	2	AFS190-30-12-14	1SFL487082R1412	3.000
110	350	150	300	24...60	20...60	1	2	AFS205-30-12-11	1SFL527082R1112	3.000
				48...130	48...130	1	2	AFS205-30-12-12	1SFL527082R1212	3.000
				100...250	100...250	1	2	AFS205-30-12-13	1SFL527082R1312	3.000
				250...500	250...500	1	2	AFS205-30-12-14	1SFL527082R1412	3.000
132	400	200	350	24...60	20...60	1	2	AFS265-30-12-11	1SFL547082R1112	4.675
				48...130	48...130	1	2	AFS265-30-12-12	1SFL547082R1212	4.675
				100...250	100...250	1	2	AFS265-30-12-13	1SFL547082R1312	4.675
				250...500	250...500	1	2	AFS265-30-12-14	1SFL547082R1412	4.675
160	500	250	400	24...60	20...60	1	2	AFS305-30-12-11	1SFL587082R1112	4.675
				48...130	48...130	1	2	AFS305-30-12-12	1SFL587082R1212	4.675
				100...250	100...250	1	2	AFS305-30-12-13	1SFL587082R1312	4.675
				250...500	250...500	1	2	AFS305-30-12-14	1SFL587082R1412	4.675
200	600	300	520	24...60	20...60	1	2	AFS370-30-12-11	1SFL607082R1112	4.675
				48...130	48...130	1	2	AFS370-30-12-12	1SFL607082R1212	4.675
				100...250	100...250	1	2	AFS370-30-12-13	1SFL607082R1312	4.675
				250...500	250...500	1	2	AFS370-30-12-14	1SFL607082R1412	4.675

With built-in PLC interface - 90 to 200 kW - AC / DC operated with 1 N.O. + 2 N.C. auxiliary contacts

IEC		UL / CSA		Rated control circuit voltage		Auxiliary contacts fitted		Type ¹	Order code	Weight Pkg (1 pce)
Rated operational power 400 V AC-3	current $\theta \leq 40^\circ\text{C}$ AC-1	3-phase motor rating 480 V	General use rating 600 V AC	Uc min. ... Uc max.	V 50/60 Hz	V DC				
kW	A	hp	A							kg
90	275	125	250	100...250	100...250	1	2	AFS190-30-12-33	1SFL487082R3312	3.000
				250...500	250...500	1	2	AFS190-30-12-34	1SFL487082R3412	3.000
110	350	150	300	100...250	100...250	1	2	AFS205-30-12-33	1SFL527082R3312	3.000
				250...500	250...500	1	2	AFS205-30-12-34	1SFL527082R3412	3.000
132	400	200	350	100...250	100...250	1	2	AFS265-30-12-33	1SFL547082R3312	4.675
				250...500	250...500	1	2	AFS265-30-12-34	1SFL547082R3412	4.675
160	500	250	400	100...250	100...250	1	2	AFS305-30-12-33	1SFL587082R3312	4.675
				250...500	250...500	1	2	AFS305-30-12-34	1SFL587082R3412	4.675
200	600	300	520	100...250	100...250	1	2	AFS370-30-12-33	1SFL607082R3312	4.675
				250...500	250...500	1	2	AFS370-30-12-34	1SFL607082R3412	4.675



AFS205-30-12



AFS370-30-12

3-pole contactors for safety applications

AFS400 ... AFS750




AFS460-30-12



AFS750-30-12

200 to 400 kW - AC / DC operated with 1 N.O. + 2 N.C. auxiliary contacts

IEC		UL/CSA		Rated control circuit voltage Uc		Auxiliary contacts fitted 		Type	Order code	Weight Pkg (1 pce) kg
power 400 V AC-3	current $\theta \leq 40^\circ\text{C}$ 690 V AC-1	3-phase motor rating 480 V	General use rating 600 V AC							
kW	A	hp	A							
200	600	350	550	-	24...60	1	2	AFS400-30-12-68	1SFL577081R6812 ¹	12.000
				48...130	48...130	1	2	AFS400-30-12-69	1SFL577081R6912	12.000
				100...250	100...250	1	2	AFS400-30-12-70	1SFL577081R7012	12.000
				250...500	250...500	1	2	AFS400-30-12-71	1SFL577081R7112	12.000
250	700	400	650	-	24...60	1	2	AFS460-30-12-68	1SFL597081R6812 ¹	12.000
				48...130	48...130	1	2	AFS460-30-12-69	1SFL597081R6912	12.000
				100...250	100...250	1	2	AFS460-30-12-70	1SFL597081R7012	12.000
				250...500	250...500	1	2	AFS460-30-12-71	1SFL597081R7112	12.000
315	800	500	750	-	24...60	1	2	AFS580-30-12-68	1SFL617081R6812 ¹	15.000
				48...130	48...130	1	2	AFS580-30-12-69	1SFL617081R6912	15.000
				100...250	100...250	1	2	AFS580-30-12-70	1SFL617081R7012	15.000
				250...500	250...500	1	2	AFS580-30-12-71	1SFL617081R7112	15.000
400	1050	600	900	-	24...60	1	2	AFS750-30-12-68	1SFL637081R6812 ¹	15.000
				48...130	48...130	1	2	AFS750-30-12-69	1SFL637081R6912	15.000
				100...250	100...250	1	2	AFS750-30-12-70	1SFL637081R7012	15.000
				250...500	250...500	1	2	AFS750-30-12-71	1SFL637081R7112	15.000

¹The connection polarities indicated close to the coil terminals must be respected: A1 for the positive pole and A2 for the negative pole.

3-pole contactors

AFC09 ... AFC25



AFC09-30-10

4 to 11 kW - AC operated

IEC		UL / CSA		Rated control circuit voltage U _c		Auxiliary contacts fitted		Type	Order code	Weight Pkg (1 pce)				
Rated operational power 400 V AC-3	current θ ≤ 40 °C AC-1	3-phase motor rating 480 V	General use rating 600 V AC	V 50 Hz	V 60 Hz	1 0	0 1							
kW	A	hp	A							kg				
4	25	5	25	24	24	1	0	AFC09-30-10-81	1SBL131001R8110	0.331				
						0	1	AFC09-30-01-81	1SBL131001R8101	0.331				
				110	110 ... 120	1	0	AFC09-30-10-84	1SBL131001R8410	0.328				
						0	1	AFC09-30-01-84	1SBL131001R8401	0.328				
				220 ... 230	230 ... 240	1	0	AFC09-30-10-80	1SBL131001R8010	0.322				
						0	1	AFC09-30-01-80	1SBL131001R8001	0.322				
				230 ... 240	240 ... 260	1	0	AFC09-30-10-88	1SBL131001R8810	0.324				
						0	1	AFC09-30-01-88	1SBL131001R8801	0.324				
				380 ... 400	400 ... 415	1	0	AFC09-30-10-85	1SBL131001R8510	0.318				
						0	1	AFC09-30-01-85	1SBL131001R8501	0.318				
				400 ... 415	415 ... 440	1	0	AFC09-30-10-86	1SBL131001R8610	0.321				
						0	1	AFC09-30-01-86	1SBL131001R8601	0.321				
				5.5	28	7.5	28	24	24	1	0	AFC12-30-10-81	1SBL151001R8110	0.331
										0	1	AFC12-30-01-81	1SBL151001R8101	0.331
110	110 ... 120	1	0					AFC12-30-10-84	1SBL151001R8410	0.328				
		0	1					AFC12-30-01-84	1SBL151001R8401	0.328				
220 ... 230	230 ... 240	1	0					AFC12-30-10-80	1SBL151001R8010	0.322				
		0	1					AFC12-30-01-80	1SBL151001R8001	0.322				
230 ... 240	240 ... 260	1	0					AFC12-30-10-88	1SBL151001R8810	0.324				
		0	1					AFC12-30-01-88	1SBL151001R8801	0.324				
380 ... 400	400 ... 415	1	0					AFC12-30-10-85	1SBL151001R8510	0.318				
		0	1					AFC12-30-01-85	1SBL151001R8501	0.318				
400 ... 415	415 ... 440	1	0					AFC12-30-10-86	1SBL151001R8610	0.321				
		0	1					AFC12-30-01-86	1SBL151001R8601	0.321				
7.5	30	10	30					24	24	1	0	AFC16-30-10-81	1SBL171001R8110	0.331
										0	1	AFC16-30-01-81	1SBL171001R8101	0.331
				110	110 ... 120	1	0	AFC16-30-10-84	1SBL171001R8410	0.328				
						0	1	AFC16-30-01-84	1SBL171001R8401	0.328				
				220 ... 230	230 ... 240	1	0	AFC16-30-10-80	1SBL171001R8010	0.322				
						0	1	AFC16-30-01-80	1SBL171001R8001	0.322				
				230 ... 240	240 ... 260	1	0	AFC16-30-10-88	1SBL171001R8810	0.324				
						0	1	AFC16-30-01-88	1SBL171001R8801	0.324				
				380 ... 400	400 ... 415	1	0	AFC16-30-10-85	1SBL171001R8510	0.318				
						0	1	AFC16-30-01-85	1SBL171001R8501	0.318				
				400 ... 415	415 ... 440	1	0	AFC16-30-10-86	1SBL171001R8610	0.321				
						0	1	AFC16-30-01-86	1SBL171001R8601	0.321				
				11	30	15	30	24	24	1	0	AFC25-30-10-81	1SBL211001R8110	0.333
										0	1	AFC25-30-01-81	1SBL211001R8101	0.333
110	110 ... 120	1	0					AFC25-30-10-84	1SBL211001R8410	0.330				
		0	1					AFC25-30-01-84	1SBL211001R8401	0.330				
220 ... 230	230 ... 240	1	0					AFC25-30-10-80	1SBL211001R8010	0.324				
		0	1					AFC25-30-01-80	1SBL211001R8001	0.324				
230 ... 240	240 ... 260	1	0					AFC25-30-10-88	1SBL211001R8810	0.326				
		0	1					AFC25-30-01-88	1SBL211001R8801	0.326				
380 ... 400	400 ... 415	1	0					AFC25-30-10-85	1SBL211001R8510	0.320				
		0	1					AFC25-30-01-85	1SBL211001R8501	0.320				
400 ... 415	415 ... 440	1	0					AFC25-30-10-86	1SBL211001R8610	0.323				
		0	1					AFC25-30-01-86	1SBL211001R8601	0.323				

3-pole contactors

AFC26 ... AFC38



AFC26-30-10

11 to 18.5 kW - AC operated

IEC		UL / CSA		Rated control circuit voltage Uc		Auxiliary contacts fitted	Type	Order code	Weight Pkg (1 pce)
Rated operational		3-phase motor rating 480 V	General use rating 600 V AC						
power 400 V AC-3	current $\theta \leq 40^\circ\text{C}$ AC-1					V 50 Hz	V 60 Hz		
kW	A	hp	A						
11	45	15	45	24	24	0 0	AFC26-30-00-81	1SBL231001R8100	0.383
				110	110 ... 120	0 0	AFC26-30-00-84	1SBL231001R8400	0.380
				220 ... 230	230 ... 240	0 0	AFC26-30-00-80	1SBL231001R8000	0.374
				230 ... 240	240 ... 260	0 0	AFC26-30-00-88	1SBL231001R8800	0.376
				380 ... 400	400 ... 415	0 0	AFC26-30-00-85	1SBL231001R8500	0.370
				400 ... 415	415 ... 440	0 0	AFC26-30-00-86	1SBL231001R8600	0.373
15	50	20	50	24	24	0 0	AFC30-30-00-81	1SBL271001R8100	0.383
				110	110 ... 120	0 0	AFC30-30-00-84	1SBL271001R8400	0.380
				220 ... 230	230 ... 240	0 0	AFC30-30-00-80	1SBL271001R8000	0.374
				230 ... 240	240 ... 260	0 0	AFC30-30-00-88	1SBL271001R8800	0.376
				380 ... 400	400 ... 415	0 0	AFC30-30-00-85	1SBL271001R8500	0.370
				400 ... 415	415 ... 440	0 0	AFC30-30-00-86	1SBL271001R8600	0.373
18.5	50	25	50	24	24	0 0	AFC38-30-00-81	1SBL291001R8100	0.383
				110	110 ... 120	0 0	AFC38-30-00-84	1SBL291001R8400	0.380
				220 ... 230	230 ... 240	0 0	AFC38-30-00-80	1SBL291001R8000	0.374
				230 ... 240	240 ... 260	0 0	AFC38-30-00-88	1SBL291001R8800	0.376
				380 ... 400	400 ... 415	0 0	AFC38-30-00-85	1SBL291001R8500	0.370
				400 ... 415	415 ... 440	0 0	AFC38-30-00-86	1SBL291001R8600	0.373

3-pole contactors

AFC40 ... AFC96



AFC40-30-00



AFC80-30-00

18.5 to 45 kW - AC operated

IEC		UL / CSA		Rated control circuit voltage		Auxiliary contacts fitted	Type	Order code	Weight Pkg (1 pce)
power 400 V AC-3	current $\theta \leq 40^\circ\text{C}$ AC-1	3-phase motor rating 480 V	General use rating 600 V AC	Uc min. ... Uc max.					
kW	A	hp	A	V 50 Hz	60 Hz				kg
18.5	70	30	60	24	24	0 0	AFC40-30-00-81	1SBL341001R8100	0.972
				110	110 ... 120	0 0	AFC40-30-00-84	1SBL341001R8400	0.969
				220 ... 230	230 ... 240	0 0	AFC40-30-00-80	1SBL341001R8000	0.963
				230 ... 240	240 ... 260	0 0	AFC40-30-00-88	1SBL341001R8800	0.965
				380 ... 400	400 ... 415	0 0	AFC40-30-00-85	1SBL341001R8500	0.959
				400 ... 415	415 ... 440	0 0	AFC40-30-00-86	1SBL341001R8600	0.962
22	100	40	80	24	24	0 0	AFC52-30-00-81	1SBL361001R8100	0.972
				110	110 ... 120	0 0	AFC52-30-00-84	1SBL361001R8400	0.969
				220 ... 230	230 ... 240	0 0	AFC52-30-00-80	1SBL361001R8000	0.963
				230 ... 240	240 ... 260	0 0	AFC52-30-00-88	1SBL361001R8800	0.965
				380 ... 400	400 ... 415	0 0	AFC52-30-00-85	1SBL361001R8500	0.959
				400 ... 415	415 ... 440	0 0	AFC52-30-00-86	1SBL361001R8600	0.962
30	105	50	90	24	24	0 0	AFC65-30-00-81	1SBL381001R8100	0.972
				110	110 ... 120	0 0	AFC65-30-00-84	1SBL381001R8400	0.969
				220 ... 230	230 ... 240	0 0	AFC65-30-00-80	1SBL381001R8000	0.963
				230 ... 240	240 ... 260	0 0	AFC65-30-00-88	1SBL381001R8800	0.965
				380 ... 400	400 ... 415	0 0	AFC65-30-00-85	1SBL381001R8500	0.959
				400 ... 415	415 ... 440	0 0	AFC65-30-00-86	1SBL381001R8600	0.962
37	105	60	90	24	24	0 0	AFC78-30-00-81	1SBL301001R8100	0.972
				110	110 ... 120	0 0	AFC78-30-00-84	1SBL301001R8400	0.969
				220 ... 230	230 ... 240	0 0	AFC78-30-00-80	1SBL301001R8000	0.963
				230 ... 240	240 ... 260	0 0	AFC78-30-00-88	1SBL301001R8800	0.965
				380 ... 400	400 ... 415	0 0	AFC78-30-00-85	1SBL301001R8500	0.959
				400 ... 415	415 ... 440	0 0	AFC78-30-00-86	1SBL301001R8600	0.962
37	125	60	105	24	24	0 0	AFC80-30-00-81	1SBL391001R8100	1.193
				110	110 ... 120	0 0	AFC80-30-00-84	1SBL391001R8400	1.199
				220 ... 230	230 ... 240	0 0	AFC80-30-00-80	1SBL391001R8000	1.204
				230 ... 240	240 ... 260	0 0	AFC80-30-00-88	1SBL391001R8800	1.196
				380 ... 400	400 ... 415	0 0	AFC80-30-00-85	1SBL391001R8500	1.194
				400 ... 415	415 ... 440	0 0	AFC80-30-00-86	1SBL391001R8600	1.198
45	130	60	115	24	24	0 0	AFC96-30-00-81	1SBL401001R8100	1.193
				110	110 ... 120	0 0	AFC96-30-00-84	1SBL401001R8400	1.199
				220 ... 230	230 ... 240	0 0	AFC96-30-00-80	1SBL401001R8000	1.204
				230 ... 240	240 ... 260	0 0	AFC96-30-00-88	1SBL401001R8800	1.196
				380 ... 400	400 ... 415	0 0	AFC96-30-00-85	1SBL401001R8500	1.194
				400 ... 415	415 ... 440	0 0	AFC96-30-00-86	1SBL401001R8600	1.198

3-pole contactors

AFC40 ... AFC96



AFC40-30-00



AFC80-30-00

18.5 to 45 kW - AC operated - With specific 60 Hz voltage

IEC		UL / CSA		Rated control circuit voltage		Auxiliary contacts fitted		Type	Order code	Weight Pkg (1 pce)
power 400 V AC-3	current $\theta \leq 40^\circ\text{C}$ AC-1	3-phase motor rating 480 V	General use rating 600 V AC	Uc min. ... Uc max.						
kW	A	hp	A	V 50 Hz	60 Hz					kg
18.5	70	30	60	175	208	0	0	AFC40-30-00-34	1SBL341001R3400	0.969
				230 ... 240	277	0	0	AFC40-30-00-42	1SBL341001R4200	0.964
				400 ... 415	480	0	0	AFC40-30-00-51	1SBL341001R5100	0.962
22	100	40	80	175	208	0	0	AFC52-30-00-34	1SBL361001R3400	0.969
				230 ... 240	277	0	0	AFC52-30-00-42	1SBL361001R4200	0.964
				400 ... 415	480	0	0	AFC52-30-00-51	1SBL361001R5100	0.962
30	105	50	90	175	208	0	0	AFC65-30-00-34	1SBL381001R3400	0.969
				230 ... 240	277	0	0	AFC65-30-00-42	1SBL381001R4200	0.964
				400 ... 415	480	0	0	AFC65-30-00-51	1SBL381001R5100	0.962
37	105	60	90	175	208	0	0	AFC78-30-00-34	1SBL301001R3400	0.969
				230 ... 240	277	0	0	AFC78-30-00-42	1SBL301001R4200	0.964
				400 ... 415	480	0	0	AFC78-30-00-51	1SBL301001R5100	0.962
37	125	60	105	175	208	0	0	AFC80-30-00-34	1SBL391001R3400	1.197
				230 ... 240	277	0	0	AFC80-30-00-42	1SBL391001R4200	1.196
				400 ... 415	480	0	0	AFC80-30-00-51	1SBL391001R5100	1.198
45	130	60	115	175	208	0	0	AFC96-30-00-34	1SBL401001R3400	1.197
				230 ... 240	277	0	0	AFC96-30-00-42	1SBL401001R4200	1.196
				400 ... 415	480	0	0	AFC96-30-00-51	1SBL401001R5100	1.198

3-pole contactors with Push-in Spring terminals

AFC09..K ... AFC16..K, AFC26..K ... AFC38..K



AFC09-30-10K

4 to 7.5 kW - AC operated

IEC		UL / CSA		Rated control circuit voltage Uc min. ... Uc max.		Auxiliary contacts fitted		Type	Order code	Weight Pkg (1 pce) kg
Rated operational power 400 V AC-3	current $\theta \leq 40^\circ\text{C}$ AC-1	3-phase motor rating 480 V	General use rating 600 V AC	V 50 Hz	V 60 Hz					
kW	A	hp	A							
4	25	5	25	24	24	1	0	AFC09-30-10K-81	1SBL131005R8110	0.317
						0	1	AFC09-30-01K-81	1SBL131005R8101	0.317
				110	110 ... 120	1	0	AFC09-30-10K-84	1SBL131005R8410	0.314
						0	1	AFC09-30-01K-84	1SBL131005R8401	0.314
				220 ... 230	230 ... 240	1	0	AFC09-30-10K-80	1SBL131005R8010	0.306
						0	1	AFC09-30-01K-80	1SBL131005R8001	0.306
				230 ... 240	240 ... 260	1	0	AFC09-30-10K-88	1SBL131005R8810	0.311
						0	1	AFC09-30-01K-88	1SBL131005R8801	0.311
5.5	28	7.5	28	24	24	1	0	AFC12-30-10K-81	1SBL151005R8100	0.317
						0	1	AFC12-30-01K-81	1SBL151005R8101	0.317
				110	110 ... 120	1	0	AFC12-30-10K-84	1SBL151005R8410	0.314
						0	1	AFC12-30-01K-84	1SBL151005R8401	0.314
				220 ... 230	230 ... 240	1	0	AFC12-30-10K-80	1SBL151005R8010	0.306
						0	1	AFC12-30-01K-80	1SBL151005R8001	0.306
				230 ... 240	240 ... 260	1	0	AFC12-30-10K-88	1SBL151005R8810	0.311
						0	1	AFC12-30-01K-88	1SBL151005R8801	0.311
7.5	30	10	30	24	24	1	0	AFC16-30-10K-81	1SBL171005R8110	0.317
						0	1	AFC16-30-01K-81	1SBL171005R8101	0.317
				110	110 ... 120	1	0	AFC16-30-10K-84	1SBL171005R8410	0.314
						0	1	AFC16-30-01K-84	1SBL171005R8401	0.314
				220 ... 230	230 ... 240	1	0	AFC16-30-10K-80	1SBL171005R8010	0.306
						0	1	AFC16-30-01K-80	1SBL171005R8001	0.306
				230 ... 240	240 ... 260	1	0	AFC16-30-10K-88	1SBL171005R8810	0.311
						0	1	AFC16-30-01K-88	1SBL171005R8801	0.311



AFC26-30-10-K

11 to 18.5 kW - AC operated

IEC		UL / CSA		Rated control circuit voltage Uc min. ... Uc max.		Auxiliary contacts fitted		Type	Order code	Weight Pkg (1 pce) kg
Rated operational power 400 V AC-3	current $\theta \leq 40^\circ\text{C}$ AC-1	3-phase motor rating 480 V	General use rating 600 V AC	V 50 Hz	V 60 Hz					
kW	A	hp	A							
11	45	15	42	24	24	0	0	AFC26-30-00K-81	1SBL231005R8100	0.359
				110	110 ... 120	0	0	AFC26-30-00K-84	1SBL231005R8400	0.356
				220 ... 230	230 ... 240	0	0	AFC26-30-00K-80	1SBL231005R8000	0.350
				230 ... 240	240 ... 260	0	0	AFC26-30-00K-88	1SBL231005R8800	0.351
15	50	20	45	24	24	0	0	AFC30-30-00K-81	1SBL271005R8100	0.359
				110	110 ... 120	0	0	AFC30-30-00K-84	1SBL271005R8400	0.356
				220 ... 230	230 ... 240	0	0	AFC30-30-00K-80	1SBL271005R8000	0.350
				230 ... 240	240 ... 260	0	0	AFC30-30-00K-88	1SBL271005R8800	0.351
18.5	50	25	45	24	24	0	0	AFC38-30-00K-81	1SBL291005R8100	0.359
				110	110 ... 120	0	0	AFC38-30-00K-84	1SBL291005R8400	0.356
				220 ... 230	230 ... 240	0	0	AFC38-30-00K-80	1SBL291005R8000	0.350
				230 ... 240	240 ... 260	0	0	AFC38-30-00K-88	1SBL291005R8800	0.351

NEMA 3-pole contactors

AF09N00, AF12N0, AF26N1 ... AF80N3



AF09N00-30-10

AC / DC operated

NEMA ratings

NEMA sizes	Continuous current	Rated control circuit maximum motor horsepower rating			Rated control circuit voltage Uc min. ... Uc max.		Auxiliary contacts fitted		Type	Order code	Weight Pkg (1 pce)
		200 V	230 V	460 V / 575 V	V 50/60 Hz	V DC					
00	9	0.5	0.5	2	24...60	20...60 ¹	1	0	AF09N00-30-10-11	1SBL137001N1110	0.270
							0	1	AF09N00-30-01-11	1SBL137001N1101	0.270
					48...130	48...130	1	0	AF09N00-30-10-12	1SBL137001N1210	0.270
							0	1	AF09N00-30-01-12	1SBL137001N1201	0.270
					100...250	100...250	1	0	AF09N00-30-10-13	1SBL137001N1310	0.270
		0	1	AF09N00-30-01-13	1SBL137001N1301	0.270					
		1	0	AF09N00-30-10-14	1SBL137001N1410	0.310					
		0	1	AF09N00-30-01-14	1SBL137001N1401	0.310					
0	18	3	3	5	24...60	20...60 ¹	1	0	AF12N0-30-10-11	1SBL157001N1110	0.270
							0	1	AF12N0-30-01-11	1SBL157001N1101	0.270
					48...130	48...130	1	0	AF12N0-30-10-12	1SBL157001N1210	0.270
							0	1	AF12N0-30-01-12	1SBL157001N1201	0.270
					100...250	100...250	1	0	AF12N0-30-10-13	1SBL157001N1310	0.270
		0	1	AF12N0-30-01-13	1SBL157001N1301	0.270					
		1	0	AF12N0-30-10-14	1SBL157001N1410	0.310					
		0	1	AF12N0-30-01-14	1SBL157001N1401	0.310					

¹AF.-30...-11 not suitable for direct control by PLC-output.



AF26N1-30-11

AC / DC operated

NEMA ratings

NEMA sizes	Continuous current	Rated control circuit maximum motor horsepower rating			Rated control circuit voltage Uc min. ... Uc max.		Auxiliary contacts fitted		Type	Order code	Weight Pkg (1 pce)
		200 V	230 V	460 V / 575 V	V 50/60 Hz	V DC					
1	27	7.5	7.5	10	24...60	20...60 ¹	1	1	AF26N1-30-11-11	1SBL237001N1111	0.310
					48...130	48...130	1	1	AF26N1-30-11-12	1SBL237001N1211	0.310
					100...250	100...250	1	1	AF26N1-30-11-13	1SBL237001N1311	0.310
					250...500	250...500	1	1	AF26N1-30-11-14	1SBL237001N1411	0.350
2	45	10	15	25	24...60	20...60 ²	1	1	AF40N2-30-11-11	1SBL347001N1111	1.010
					48...130	48...130	1	1	AF40N2-30-11-12	1SBL347001N1211	1.010
					100...250	100...250	1	1	AF40N2-30-11-13	1SBL347001N1311	0.990
					250...500	250...500	1	1	AF40N2-30-11-14	1SBL347001N1411	0.990
3	90	25	30	50	24...60	20...60 ²	1	1	AF80N3-30-11-11	1SBL397001N1111	1.260
					48...130	48...130	1	1	AF80N3-30-11-12	1SBL397001N1211	1.260
					100...250	100...250	1	1	AF80N3-30-11-13	1SBL397001N1311	1.210
					250...500	250...500	1	1	AF80N3-30-11-14	1SBL397001N1411	1.210

¹AF.-30...-11 not suitable for direct control by PLC-output.

²For control by PLC-output, use RA4 interface relay.



AF40N2-30-11



AF80N3-30-11

NEMA 3-pole contactors

AF140N4, AF265N5, AF460N6 ... AF1650N8



AF140N4-30-11



AF265N5-30-11

AC / DC operated

NEMA ratings

NEMA sizes	Continuous current	Rated control circuit maximum motor horsepower rating			Rated control circuit voltage Uc min. ... Uc max.		Auxiliary contacts fitted		Type	Order code	Weight Pkg (1 pce)
		200 V	230 V	460 V / 575 V	V 50/60 Hz	V DC	1	1			kg
4	135	40	50	100	24...60	20...60	1	1	AF140N4-30-11-11	1SFL447001N1111	1.750
					48...130	48...130	1	1	AF140N4-30-11-12	1SFL447001N1211	1.750
					100...250	100...250	1	1	AF140N4-30-11-13	1SFL447001N1311	1.750
					250...500	250...500	1	1	AF140N4-30-11-14	1SFL447001N1411	1.750
5	270	75	100	200	24...60	20...60	1	1	AF265N5-30-11-11	1SFL547002N1111	4.610
					48...130	48...130	1	1	AF265N5-30-11-12	1SFL547002N1211	4.610
					100...250	100...250	1	1	AF265N5-30-11-13	1SFL547002N1311	4.610
					250...500	250...500	1	1	AF265N5-30-11-14	1SFL547002N1411	4.610



AF460N6-30-11-..



AF750N7-30-11-..



AF1650N8-30-11-70




AC / DC operated

NEMA ratings

NEMA sizes	Continuous current	Rated control circuit maximum motor horsepower rating			Rated control circuit voltage Uc min. ... Uc max.		Auxiliary contacts fitted		Type	Order code	Weight Pkg (1 pce)
		200 V	230 V	460 V / 575 V	V 50/60 Hz	V DC	1	1			kg
6	540	150	200	400	-	24...60	1	1	AF460N6-3011-68	1SFL597001N6811	12.000
					48...130	48...130	1	1	AF460N6-3011-69	1SFL597001N6911	12.000
					100...250	100...250	1	1	AF460N6-3011-70	1SFL597001N7011	12.000
					250...500	250...500	1	1	AF460N6-3011-71	1SFL597001N7111	12.000
7	810	-	300	600	-	24...60	1	1	AF750N7-3011-68	1SFL637001N6811	15.000
					48...130	48...130	1	1	AF750N7-3011-69	1SFL637001N6911	15.000
					100...250	100...250	1	1	AF750N7-3011-70	1SFL637001N7011	15.000
8	1215	-	450	900	100...250	100...250	1	1	AF1650N83011-70	1SFL677001N7011	35.000

4-pole contactors



IEC	AC-1 Rated operational current	$\theta \leq 40\text{ °C}$, 690 V	A	25	30	45	55	70	100	125
UL/CSA	General use rating	600 V	A	25	30	45	55	60	80	105
AC / DC	Control supply		Type	AF09	AF16	AF26	AF38	AF40	AF52	AF80
AC	Control supply		Type	AF09	AF16	AF26	AF38	AF40	AF52	AF80
DC	Control supply		Type	AF09	AF16	AF26	AF38	AF40	AF52	AF80
IEC	AC-1 Rated operational current	$\theta \leq 40\text{ °C}$	A	25	30	45	55	70	100	125
		$\theta \leq 60\text{ °C}^1$	A	25	30	40	45	60	80	105
	With conductor cross sectional area	$\theta \leq 70\text{ °C}$	A	22	26	32	37	50	70	90
		Rated operational voltage Ue max.	V	4	6	10	16	35	35	50
				690	690	690	690	690	690	690




¹ $\theta \leq 55\text{ °C}$ for EK550, EK1000 contactors

Main accessories

Auxiliary contact blocks	Front mounting	CA4-10 (1 x N.O.), CA4-01 (1 x N.C.)
	Side mounting	CAL4-11 (1 x N.O. + 1 x N.C.)
Timers	Electronic	TEF4-ON TEF4-OFF
		VM4
Interlocking units	Mechanical	VM96-4
	Mechanical / Electrical	
Surge suppressors	Varistor + RC (AC / DC)	Built-in surge protection

4-pole contactors



IEC	AC-1 Rated operational current	$\theta \leq 40\text{ }^\circ\text{C}$, 690 V	A	160	200	275	350
UL/CSA	General use rating	600 V	A	160	175	230	250
AC / DC Control supply			Type	AF116	AF140	AF190	AF205
AC Control supply			Type	AF116	AF140	AF190	AF205
DC Control supply			Type	AF116	AF140	AF190	AF205
IEC	AC-1 Rated operational current 690 V	$\theta \leq 40\text{ }^\circ\text{C}$	A	160	200	275	350
		$\theta \leq 60\text{ }^\circ\text{C}^1$	A	145	175	250	300
		$\theta \leq 70\text{ }^\circ\text{C}$	A	130	160	200	240
		With conductor cross sectional area		mm ²	70	95	150
	Rated operational voltage Ue max.		V	690	690	1000	1000




¹ $\theta \leq 55\text{ }^\circ\text{C}$ for EK550, EK1000 contactors

Main accessories

Auxiliary contact blocks	Front mounting	CAL19-11 (1 x N.O. + 1 x N.C.)
	Side mounting	
Timers	Electronic	
Interlocking units	Mechanical	VM19 (for same size contactors)
	Mechanical / Electrical	
Surge suppressors	Varistor + RC (AC / DC)	

4-pole contactors



IEC	AC-1 Rated operational current	$\theta \leq 40\text{ °C}$, 690 V	A	400	500	525	800	1000
UL/CSA	General use rating	600 V	A	300	350	420	540	—
AC / DC	Control supply		Type	AF265	AF305	AF370	—	—
AC	Control supply		Type	AF265	AF305	AF370	EK550	EK1000
DC	Control supply		Type	AF265	AF305	AF370	EK550	EK1000
IEC	AC-1 Rated operational current 690 V	$\theta \leq 40\text{ °C}$	A	400	500	525	800	1000
		$\theta \leq 60\text{ °C}^1$	A	350	400	425	650	800
		$\theta \leq 70\text{ °C}$	A	290	325	350	575	720
		With conductor cross sectional area		mm ²	240	300	2 x 185	2 x 240
	Rated operational voltage Ue max.		V	1000	1000	1000	1000	1000

¹ $\theta \leq 55\text{ °C}$ for EK550, EK1000 contactors

Main accessories

Auxiliary contact blocks	Front mounting		
	Side mounting	CAL19-11 (1 x N.O. + 1 x N.C.)	CAL16-11 (1 x N.O. + 1 x N.C.)
Timers	Electronic		
Interlocking units	Mechanical	VM19 (for same size contactors)	VH800
	Mechanical / Electrical		
Surge suppressors	Varistor + RC (AC / DC)		RC-EH800

4-pole contactors

AF09 ... AF38




AF09-40-00



AF26-40-00

25 to 55 A AC-1 - AC / DC operated

IEC Rated operational current $\theta \leq 40^\circ\text{C}$ AC-1 A	UL/CSA General use rating 600 V AC A	Rated control circuit voltage Uc min. ... Uc max.		Auxiliary contacts fitted 	Type	Order code	Weight Pkg (1 pce) kg
		V 50/60 Hz	V DC				

4 N.O. main poles

25	25	24...60	20...60 ¹	0	0	AF09-40-00-11	1SBL137201R1100	0.270
		48...130	48...130	0	0	AF09-40-00-12	1SBL137201R1200	0.270
100...250		100...250	0	0	AF09-40-00-13	1SBL137201R1300	0.270	
250...500		250...500	0	0	AF09-40-00-14	1SBL137201R1400	0.310	
30	30	24...60	20...60 ¹	0	0	AF16-40-00-11	1SBL177201R1100	0.270
		48...130	48...130	0	0	AF16-40-00-12	1SBL177201R1200	0.270
		100...250	100...250	0	0	AF16-40-00-13	1SBL177201R1300	0.270
		250...500	250...500	0	0	AF16-40-00-14	1SBL177201R1400	0.310
45	45	24...60	20...60 ¹	0	0	AF26-40-00-11	1SBL237201R1100	0.360
		48...130	48...130	0	0	AF26-40-00-12	1SBL237201R1200	0.360
		100...250	100...250	0	0	AF26-40-00-13	1SBL237201R1300	0.360
		250...500	250...500	0	0	AF26-40-00-14	1SBL237201R1400	0.400
55	55	24...60	20...60 ¹	0	0	AF38-40-00-11	1SBL297201R1100	0.360
		48...130	48...130	0	0	AF38-40-00-12	1SBL297201R1200	0.360
		100...250	100...250	0	0	AF38-40-00-13	1SBL297201R1300	0.360
		250...500	250...500	0	0	AF38-40-00-14	1SBL297201R1400	0.400

2 N.O. + 2 N.C. main poles

25	25	24...60	20...60 ¹	0	0	AF09-22-00-11	1SBL137501R1100	0.270
		48...130	48...130	0	0	AF09-22-00-12	1SBL137501R1200	0.270
100...250		100...250	0	0	AF09-22-00-13	1SBL137501R1300	0.270	
250...500		250...500	0	0	AF09-22-00-14	1SBL137501R1400	0.310	
30	30	24...60	20...60 ¹	0	0	AF16-22-00-11	1SBL177501R1100	0.270
		48...130	48...130	0	0	AF16-22-00-12	1SBL177501R1200	0.270
		100...250	100...250	0	0	AF16-22-00-13	1SBL177501R1300	0.270
		250...500	250...500	0	0	AF16-22-00-14	1SBL177501R1400	0.310
45	45	24...60	20...60 ¹	0	0	AF26-22-00-11	1SBL237501R1100	0.360
		48...130	48...130	0	0	AF26-22-00-12	1SBL237501R1200	0.360
		100...250	100...250	0	0	AF26-22-00-13	1SBL237501R1300	0.360
		250...500	250...500	0	0	AF26-22-00-14	1SBL237501R1400	0.400
55	55	24...60	20...60 ¹	0	0	AF38-22-00-11	1SBL297501R1100	0.360
		48...130	48...130	0	0	AF38-22-00-12	1SBL297501R1200	0.360
		100...250	100...250	0	0	AF38-22-00-13	1SBL297501R1300	0.360
		250...500	250...500	0	0	AF38-22-00-14	1SBL297501R1400	0.400

¹AF.-40-...-11 and AF.-22-...-11 not suitable for direct control by PLC-output.

4-pole contactors

AF09Z ... AF16Z, AF09Z ... AF38Z



AF09Z-40-00

25 to 30 A AC-1 - 24 V DC operated designed for PLC

IEC	UL/CSA	Rated control circuit voltage Uc	Auxiliary contacts fitted 	Type	Order code	Weight Pkg (1 pce)
Rated operational current $\theta \leq 40^\circ\text{C}$ AC-1	General use rating 600 V AC					kg
A	A	V DC				
4 N.O. main poles						
25	25	24	0 0	AF09Z-40-00-30	1SBL136201R3000	0.430
30	30	24	0 0	AF16Z-40-00-30	1SBL176201R3000	0.430
2 N.O. + 2 N.C. main poles						
25	25	24	0 0	AF09Z-22-00-30	1SBL136501R3000	0.430
30	30	24	0 0	AF16Z-22-00-30	1SBL176501R3000	0.430

Note: AF..Z contactors with 24 V DC control voltage need to respect the connection polarities indicated close to the coil terminals: A1+ for the positive pole and A2- for the negative pole.



AF09Z-40-00

25 to 55 A AC-1 - AC / DC operated for specific applications

IEC	UL/CSA	Rated control circuit voltage Uc min. ... Uc max.		Auxiliary contacts fitted 	Type	Order code	Weight Pkg (1 pce)
Rated operational current $\theta \leq 40^\circ\text{C}$ AC-1	General use rating 600 V AC	V 50/60 Hz	V DC				kg
A	A						
4 N.O. main poles							
25	25	-	12...20	0 0	AF09Z-40-00-20	1SBL136201R2000	0.310
		24...60	20...60	0 0	AF09Z-40-00-21	1SBL136201R2100	0.310
		48...130	48...130	0 0	AF09Z-40-00-22	1SBL136201R2200	0.310
		100...250	100...250	0 0	AF09Z-40-00-23	1SBL136201R2300	0.310
30	30	-	12...20	0 0	AF16Z-40-00-20	1SBL176201R2000	0.310
		24...60	20...60	0 0	AF16Z-40-00-21	1SBL176201R2100	0.310
		48...130	48...130	0 0	AF16Z-40-00-22	1SBL176201R2200	0.310
		100...250	100...250	0 0	AF16Z-40-00-23	1SBL176201R2300	0.310
45	45	-	12...20	0 0	AF26Z-40-00-20	1SBL236201R2000	0.400
		24...60	20...60	0 0	AF26Z-40-00-21	1SBL236201R2100	0.400
		48...130	48...130	0 0	AF26Z-40-00-22	1SBL236201R2200	0.400
		100...250	100...250	0 0	AF26Z-40-00-23	1SBL236201R2300	0.400
55	55	-	12...20	0 0	AF38Z-40-00-20	1SBL296201R2000	0.400
		24...60	20...60	0 0	AF38Z-40-00-21	1SBL296201R2100	0.400
		48...130	48...130	0 0	AF38Z-40-00-22	1SBL296201R2200	0.400
		100...250	100...250	0 0	AF38Z-40-00-23	1SBL296201R2300	0.400
2 N.O. + 2 N.C. main poles							
25	25	-	12...20	0 0	AF09Z-22-00-20	1SBL136501R2000	0.310
		24...60	20...60	0 0	AF09Z-22-00-21	1SBL136501R2100	0.310
		48...130	48...130	0 0	AF09Z-22-00-22	1SBL136501R2200	0.310
		100...250	100...250	0 0	AF09Z-22-00-23	1SBL136501R2300	0.310
30	30	-	12...20	0 0	AF16Z-22-00-20	1SBL176501R2000	0.310
		24...60	20...60	0 0	AF16Z-22-00-21	1SBL176501R2100	0.310
		48...130	48...130	0 0	AF16Z-22-00-22	1SBL176501R2200	0.310
		100...250	100...250	0 0	AF16Z-22-00-23	1SBL176501R2300	0.310
45	45	-	12...20	0 0	AF26Z-22-00-20	1SBL236501R2000	0.400
		24...60	20...60	0 0	AF26Z-22-00-21	1SBL236501R2100	0.400
		48...130	48...130	0 0	AF26Z-22-00-22	1SBL236501R2200	0.400
		100...250	100...250	0 0	AF26Z-22-00-23	1SBL236501R2300	0.400
55	55	-	12...20	0 0	AF38Z-22-00-20	1SBL296501R2000	0.400
		24...60	20...60	0 0	AF38Z-22-00-21	1SBL296501R2100	0.400
		48...130	48...130	0 0	AF38Z-22-00-22	1SBL296501R2200	0.400
		100...250	100...250	0 0	AF38Z-22-00-23	1SBL296501R2300	0.400

Note: Only AF..Z contactors with DC control voltage 12...20 V DC need to respect the connection polarities indicated close to the coil terminals: A1+ for the positive pole and A2- for the negative pole.



AF26Z-40-00

4-pole contactors

AF40 ... AF80, AF116 ... AF140




AF40-40-00



AF80-40-00

70 to 125 A AC-1 - AC / DC operated

IEC Rated operational current $\theta \leq 40^\circ\text{C}$ AC-1 A	UL/CSA General use rating 600 V AC A	Rated control circuit voltage Uc min. ... Uc max.		Auxiliary contacts fitted 	Type	Order code	Weight Pkg (1 pce) kg
		V 50/60 Hz	V DC				
4 N.O. main poles							
70	60	24...60	20...60	0 0	AF40-40-00-11	1SBL347201R1100	1.210
		48...130	48...130	0 0	AF40-40-00-12	1SBL347201R1200	1.210
		100...250	100...250	0 0	AF40-40-00-13	1SBL347201R1300	1.160
		250...500	250...500	0 0	AF40-40-00-14	1SBL347201R1400	1.160
100	80	24...60	20...60	0 0	AF52-40-00-11	1SBL367201R1100	1.210
		48...130	48...130	0 0	AF52-40-00-12	1SBL367201R1200	1.210
		100...250	100...250	0 0	AF52-40-00-13	1SBL367201R1300	1.160
		250...500	250...500	0 0	AF52-40-00-14	1SBL367201R1400	1.160
125	105	24...60	20...60	0 0	AF80-40-00-11	1SBL397201R1100	1.490
		48...130	48...130	0 0	AF80-40-00-12	1SBL397201R1200	1.490
		100...250	100...250	0 0	AF80-40-00-13	1SBL397201R1300	1.440
		250...500	250...500	0 0	AF80-40-00-14	1SBL397201R1400	1.440
2 N.O. + 2 N.C. main poles							
70	60	24...60	20...60	0 0	AF40-22-00-11	1SBL347501R1100	1.210
		48...130	48...130	0 0	AF40-22-00-12	1SBL347501R1200	1.210
		100...250	100...250	0 0	AF40-22-00-13	1SBL347501R1300	1.160
		250...500	250...500	0 0	AF40-22-00-14	1SBL347501R1400	1.160
125	105	24...60	20...60	0 0	AF80-22-00-11	1SBL397501R1100	1.490
		48...130	48...130	0 0	AF80-22-00-12	1SBL397501R1200	1.490
		100...250	100...250	0 0	AF80-22-00-13	1SBL397501R1300	1.440
		250...500	250...500	0 0	AF80-22-00-14	1SBL397501R1400	1.440

For control by PLC-output, use RA4 interface relay.




AF140-40-00



AF140-40-00B

160 to 200 A AC-1 - AC / DC operated

IEC Rated operational current $\theta \leq 40^\circ\text{C}$ AC-1 A	UL / CSA General use rating 600 V AC A	Rated control circuit voltage Uc min. ... Uc max.		Auxiliary contacts fitted 	Type ¹	Order code	Weight Pkg (1 pce) kg
		V 50/60 Hz	V DC				
4 N.O. main poles							
For connection with built-in cable clamps							
160	160	24...60	20...60	0 0	AF116-40-00-11	1SFL427101R1100	2.250
		48...130	48...130	0 0	AF116-40-00-12	1SFL427101R1200	2.250
		100...250	100...250	0 0	AF116-40-00-13	1SFL427101R1300	2.250
		250...500	250...500	0 0	AF116-40-00-14	1SFL427101R1400	2.250
200	175	24...60	20...60	0 0	AF140-40-00-11	1SFL447101R1100	2.250
		48...130	48...130	0 0	AF140-40-00-12	1SFL447101R1200	2.250
		100...250	100...250	0 0	AF140-40-00-13	1SFL447101R1300	2.250
		250...500	250...500	0 0	AF140-40-00-14	1SFL447101R1400	2.250
With bar connections							
160	160	24...60	20...60	0 0	AF116-40-00B-11	1SFL427102R1100	2.150
		48...130	48...130	0 0	AF116-40-00B-12	1SFL427102R1200	2.150
		100...250	100...250	0 0	AF116-40-00B-13	1SFL427102R1300	2.150
		250...500	250...500	0 0	AF116-40-00B-14	1SFL427102R1400	2.150
200	175	24...60	20...60	0 0	AF140-40-00B-11	1SFL447102R1100	2.150
		48...130	48...130	0 0	AF140-40-00B-12	1SFL447102R1200	2.150
		100...250	100...250	0 0	AF140-40-00B-13	1SFL447102R1300	2.150
		250...500	250...500	0 0	AF140-40-00B-14	1SFL447102R1400	2.150

¹For other auxiliary contacts arrangements, please contact your ABB local organization.

4-pole contactors

AF190 ... AF370



AF205-40-00



AF370-40-00

275 to 525 A AC-1 - AC / DC operated

IEC	UL / CSA	Rated control circuit voltage Uc min. ... Uc max.		Auxiliary contacts fitted	Type ¹	Order code	Weight Pkg (1 pce) kg
Rated operational current $\theta \leq 40^\circ\text{C}$ AC-1	General use rating 600 V AC	V 50/60 Hz	V DC				
A	A						

4 N.O. main poles

275	230	24...60	20...60	0	0	AF190-40-00-11	1SFL487102R1100	3.900
		48...130	48...130	0	0	AF190-40-00-12	1SFL487102R1200	3.900
		100...250	100...250	0	0	AF190-40-00-13	1SFL487102R1300	3.900
		250...500	250...500	0	0	AF190-40-00-14	1SFL487102R1400	3.900
350	250	24...60	20...60	0	0	AF205-40-00-11	1SFL527102R1100	3.900
		48...130	48...130	0	0	AF205-40-00-12	1SFL527102R1200	3.900
		100...250	100...250	0	0	AF205-40-00-13	1SFL527102R1300	3.900
		250...500	250...500	0	0	AF205-40-00-14	1SFL527102R1400	3.900
400	300	24...60	20...60	0	0	AF265-40-00-11	1SFL547102R1100	6.360
		48...130	48...130	0	0	AF265-40-00-12	1SFL547102R1200	6.360
		100...250	100...250	0	0	AF265-40-00-13	1SFL547102R1300	6.360
		250...500	250...500	0	0	AF265-40-00-14	1SFL547102R1400	6.360
500	350	24...60	20...60	0	0	AF305-40-00-11	1SFL587102R1100	6.360
		48...130	48...130	0	0	AF305-40-00-12	1SFL587102R1200	6.360
		100...250	100...250	0	0	AF305-40-00-13	1SFL587102R1300	6.360
		250...500	250...500	0	0	AF305-40-00-14	1SFL587102R1400	6.360
525	420	24...60	20...60	0	0	AF370-40-00-11	1SFL607102R1100	6.360
		48...130	48...130	0	0	AF370-40-00-12	1SFL607102R1200	6.360
		100...250	100...250	0	0	AF370-40-00-13	1SFL607102R1300	6.360
		250...500	250...500	0	0	AF370-40-00-14	1SFL607102R1400	6.360

¹For other auxiliary contacts arrangements, please contact your ABB local organization.

4-pole contactors

AF116 ... AF140



AF140-40-11



AF140-40-11B

160 to 200 A AC-1 - AC / DC operated with 1 N.O. + 1 N.C. auxiliary contacts

IEC	UL / CSA	Rated control circuit voltage Uc min. ... Uc max.		Auxiliary contacts fitted	Type ¹	Order code	Weight Pkg (1 pce)
Rated operational current $\theta \leq 40^\circ\text{C}$ AC-1	General use rating 600 V AC						kg
A	A	V 50/60 Hz	V DC				

4 N.O. main poles

For connection with built-in cable clamps

160	160	24...60	20...60	1	1	AF116-40-11-11	1SFL427101R1111	2.270
		48...130	48...130	1	1	AF116-40-11-12	1SFL427101R1211	2.270
		100...250	100...250	1	1	AF116-40-11-13	1SFL427101R1311	2.270
		250...500	250...500	1	1	AF116-40-11-14	1SFL427101R1411	2.270
200	175	24...60	20...60	1	1	AF140-40-11-11	1SFL447101R1111	2.270
		48...130	48...130	1	1	AF140-40-11-12	1SFL447101R1211	2.270
		100...250	100...250	1	1	AF140-40-11-13	1SFL447101R1311	2.270
		250...500	250...500	1	1	AF140-40-11-14	1SFL447101R1411	2.270

With bar connections

160	160	24...60	20...60	1	1	AF116-40-11B-11	1SFL427102R1111	2.170
		48...130	48...130	1	1	AF116-40-11B-12	1SFL427102R1211	2.170
		100...250	100...250	1	1	AF116-40-11B-13	1SFL427102R1311	2.170
		250...500	250...500	1	1	AF116-40-11B-14	1SFL427102R1411	2.170
200	175	24...60	20...60	1	1	AF140-40-11B-11	1SFL447102R1111	2.170
		48...130	48...130	1	1	AF140-40-11B-12	1SFL447102R1211	2.170
		100...250	100...250	1	1	AF140-40-11B-13	1SFL447102R1311	2.170
		250...500	250...500	1	1	AF140-40-11B-14	1SFL447102R1411	2.170

¹For other auxiliary contacts arrangements, please contact your ABB local organization.

4-pole contactors

AF190 ... AF370



AF205-40-11



AF370-40-11

275 to 525 A AC-1 - AC / DC operated with 1 N.O. + 1 N.C. auxiliary contacts

IEC	UL / CSA	Rated control circuit voltage		Auxiliary contacts fitted		Type ¹	Order code	Weight Pkg (1 pce)
		Uc min. ...	Uc max.					
Rated operational current $\theta \leq 40^\circ\text{C}$ AC-1	General use rating 600 V AC							
A	A	V 50/60 Hz	V DC					kg
4 N.O. main poles								
275	230	24...60	20...60	1	1	AF190-40-11-11	1SFL487102R1111	3.920
		48...130	48...130	1	1	AF190-40-11-12	1SFL487102R1211	3.920
		100...250	100...250	1	1	AF190-40-11-13	1SFL487102R1311	3.920
		250...500	250...500	1	1	AF190-40-11-14	1SFL487102R1411	3.920
350	250	24...60	20...60	1	1	AF205-40-11-11	1SFL527102R1111	3.920
		48...130	48...130	1	1	AF205-40-11-12	1SFL527102R1211	3.920
		100...250	100...250	1	1	AF205-40-11-13	1SFL527102R1311	3.920
		250...500	250...500	1	1	AF205-40-11-14	1SFL527102R1411	3.920
400	300	24...60	20...60	1	1	AF265-40-11-11	1SFL547102R1111	6.380
		48...130	48...130	1	1	AF265-40-11-12	1SFL547102R1211	6.380
		100...250	100...250	1	1	AF265-40-11-13	1SFL547102R1311	6.380
		250...500	250...500	1	1	AF265-40-11-14	1SFL547102R1411	6.380
500	350	24...60	20...60	1	1	AF305-40-11-11	1SFL587102R1111	6.380
		48...130	48...130	1	1	AF305-40-11-12	1SFL587102R1211	6.380
		100...250	100...250	1	1	AF305-40-11-13	1SFL587102R1311	6.380
		250...500	250...500	1	1	AF305-40-11-14	1SFL587102R1411	6.380
525	420	24...60	20...60	1	1	AF370-40-11-11	1SFL607102R1111	6.380
		48...130	48...130	1	1	AF370-40-11-12	1SFL607102R1211	6.380
		100...250	100...250	1	1	AF370-40-11-13	1SFL607102R1311	6.380
		250...500	250...500	1	1	AF370-40-11-14	1SFL607102R1411	6.380

¹For other auxiliary contacts arrangements, please contact your ABB local organization.

4-pole contactors

AF116 ... AF140



AF140-40-22



AF140-40-22B

160 to 200 A AC-1 - AC / DC operated with 2 N.O. + 2 N.C. auxiliary contacts

IEC	UL / CSA	Rated control circuit voltage Uc min. ... Uc max.		Auxiliary contacts fitted		Type ¹	Order code	Weight Pkg (1 pce)
Rated operational current $\theta \leq 40^\circ\text{C}$ AC-1	General use rating 600 V AC							kg
A		A	V 50/60 Hz					

4 N.O. main poles

For connection with built-in cable clamps

Rated operational current (A)	UL / CSA (A)	Rated control circuit voltage (V)		Auxiliary contacts (N.O. / N.C.)		Type ¹	Order code	Weight Pkg (1 pce)
		V 50/60 Hz	V DC	N.O.	N.C.			
160	160	24...60	20...60	2	2	AF116-40-22-11	1SFL427101R1122	2.290
		48...130	48...130	2	2	AF116-40-22-12	1SFL427101R1222	2.290
		100...250	100...250	2	2	AF116-40-22-13	1SFL427101R1322	2.290
		250...500	250...500	2	2	AF116-40-22-14	1SFL427101R1422	2.290
200	175	24...60	20...60	2	2	AF140-40-22-11	1SFL447101R1122	2.290
		48...130	48...130	2	2	AF140-40-22-12	1SFL447101R1222	2.290
		100...250	100...250	2	2	AF140-40-22-13	1SFL447101R1322	2.290
		250...500	250...500	2	2	AF140-40-22-14	1SFL447101R1422	2.290

With bar connections

Rated operational current (A)	UL / CSA (A)	Rated control circuit voltage (V)		Auxiliary contacts (N.O. / N.C.)		Type ¹	Order code	Weight Pkg (1 pce)
		V 50/60 Hz	V DC	N.O.	N.C.			
160	160	24...60	20...60	2	2	AF116-40-22B-11	1SFL427102R1122	2.190
		48...130	48...130	2	2	AF116-40-22B-12	1SFL427102R1222	2.190
		100...250	100...250	2	2	AF116-40-22B-13	1SFL427102R1322	2.190
		250...500	250...500	2	2	AF116-40-22B-14	1SFL427102R1422	2.190
200	175	24...60	20...60	2	2	AF140-40-22B-11	1SFL447102R1122	2.190
		48...130	48...130	2	2	AF140-40-22B-12	1SFL447102R1222	2.190
		100...250	100...250	2	2	AF140-40-22B-13	1SFL447102R1322	2.190
		250...500	250...500	2	2	AF140-40-22B-14	1SFL447102R1422	2.190

¹For other auxiliary contacts arrangements, please contact your ABB local organization.

4-pole contactors

AF190 ... AF370



AF205-40-22



AF370-40-22

275 to 525 A AC-1 - AC / DC operated with 2 N.O. + 2 N.C. auxiliary contacts

IEC	UL / CSA	Rated control circuit voltage		Auxiliary contacts fitted		Type ¹	Order code	Weight Pkg (1 pce)
		Uc min. ...	Uc max.					
Rated operational current $\theta \leq 40^\circ\text{C}$ AC-1	General use rating 600 V AC							
A	A	V 50/60 Hz	V DC					kg
4 N.O. main poles								
275	230	24...60	20...60	2	2	AF190-40-22-11	1SFL487102R1122	3.940
		48...130	48...130	2	2	AF190-40-22-12	1SFL487102R1222	3.940
		100...250	100...250	2	2	AF190-40-22-13	1SFL487102R1322	3.940
		250...500	250...500	2	2	AF190-40-22-14	1SFL487102R1422	3.940
350	250	24...60	20...60	2	2	AF205-40-22-11	1SFL527102R1122	3.940
		48...130	48...130	2	2	AF205-40-22-12	1SFL527102R1222	3.940
		100...250	100...250	2	2	AF205-40-22-13	1SFL527102R1322	3.940
		250...500	250...500	2	2	AF205-40-22-14	1SFL527102R1422	3.940
400	300	24...60	20...60	2	2	AF265-40-22-11	1SFL547102R1122	6.400
		48...130	48...130	2	2	AF265-40-22-12	1SFL547102R1222	6.400
		100...250	100...250	2	2	AF265-40-22-13	1SFL547102R1322	6.400
		250...500	250...500	2	2	AF265-40-22-14	1SFL547102R1422	6.400
500	350	24...60	20...60	2	2	AF305-40-22-11	1SFL587102R1122	6.400
		48...130	48...130	2	2	AF305-40-22-12	1SFL587102R1222	6.400
		100...250	100...250	2	2	AF305-40-22-13	1SFL587102R1322	6.400
		250...500	250...500	2	2	AF305-40-22-14	1SFL587102R1422	6.400
525	420	24...60	20...60	2	2	AF370-40-22-11	1SFL607102R1122	6.400
		48...130	48...130	2	2	AF370-40-22-12	1SFL607102R1222	6.400
		100...250	100...250	2	2	AF370-40-22-13	1SFL607102R1322	6.400
		250...500	250...500	2	2	AF370-40-22-14	1SFL607102R1422	6.400

¹For other auxiliary contacts arrangements, please contact your ABB local organization.


4-pole contactors

EK550, EK1000



EK1000-40-11

800 to 1000 A AC-1 - AC operated with 1 N.O. + 1 N.C. auxiliary contacts


IEC Rated operational current $\theta \leq 40^\circ\text{C}$ AC-1	UL/CSA General use rating 600 V AC	Rated control circuit voltage U_c^1		Auxiliary contacts fitted 	Type	Order code	Weight Pkg (1 pce) kg
		V 50 Hz	V 60 Hz				
800	540	220	220...240	1 1	EK550-40-11	SK827041-EL	17.200
		220...230	230...255	1 1	EK550-40-11	SK827041-EM	17.200
		400...415	-	1 1	EK550-40-11	SK827041-AR	17.200
1000	-	220	220...240	1 1	EK1000-40-11	SK827044-EL	17.500
		220...230	230...255	1 1	EK1000-40-11	SK827044-EM	17.500
		400...415	-	1 1	EK1000-40-11	SK827044-AR	17.500

¹Other control voltages see voltage code table.



EK1000-40-21


800 to 1000 A AC-1 - DC operated with 2 N.O. + 1 N.C. auxiliary contacts

IEC Rated operational current $\theta \leq 40^\circ\text{C}$ AC-1	UL / CSA General use rating 600 V AC	Rated control circuit voltage U_c	Auxiliary contacts fitted 	Type	Order code	Weight Pkg (1 pce) kg
800	540	48	2 1	EK550-40-21	SK827041-DD	17.200
		110	2 1	EK550-40-21	SK827041-DE	17.200
		125	2 1	EK550-40-21	SK827041-DU	17.200
		220	2 1	EK550-40-21	SK827041-DF	17.200
1000	-	36	2 1	EK1000-40-21	SK827044-DC	17.500
		48	2 1	EK1000-40-21	SK827044-DD	17.500
		60	2 1	EK1000-40-21	SK827044-DT	17.500
		110	2 1	EK1000-40-21	SK827044-DE	17.500
		125	2 1	EK1000-40-21	SK827044-DU	17.500
		220	2 1	EK1000-40-21	SK827044-DF	17.500



EK1000-40-22

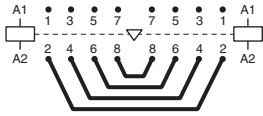
800 to 1000 A AC-1 - AC operated with 2 N.O. + 2 N.C. auxiliary contacts

IEC Rated operational current $\theta \leq 40^\circ\text{C}$ AC-1	UL/CSA General use rating 600 V AC	Rated control circuit voltage U_c^1		Auxiliary contacts fitted 	Type	Order code	Weight Pkg (1 pce) kg
		V 50 Hz	V 60 Hz				
800	540	220	220...240	2 2	EK550-40-22	SK827043-EL	17.200
		220...230	230...255	2 2	EK550-40-22	SK827043-EM	17.200
		400...415	-	2 2	EK550-40-22	SK827043-AR	17.200
1000	-	220	220...240	2 2	EK1000-40-22	SK827045-EL	17.500
		220...230	230...240	2 2	EK1000-40-22	SK827045-EM	17.500
		380	380...415	2 2	EK1000-40-22	SK827045-EP	17.500
		380...400	400...440	2 2	EK1000-40-22	SK827045-ER	17.500
		400...415	-	2 2	EK1000-40-22	SK827045-AR	17.500

¹Other control voltages see voltage code table.

Accessories

EK550, EK1000



BSS550 ... BSS1000



RC-EH

For 4-pole contactors with 1 N.O. + 1 N.C. auxiliary contacts and 2 N.O. + 1 N.C. auxiliary contact

For contactors	Auxiliary contacts	Type	Order code	Pkg qty	Weight (1 pce) kg

Side-mounted auxiliary contact blocks

EK	1	1	CAL16-11B	SK829002-B	1	0.050
	1	1	CAL16-11C	SK829002-C	1	0.050
	1	1	CAL16-11D	SK829002-D	1	0.050
	1	1	CCL16-11E ¹	SK829002-E	1	0.050

Mechanical interlock unit for two horizontal mounted contactors

EK550, EK1000		VH800	SK829070-F	1	6.000
---------------	--	-------	------------	---	-------

Connecting sets

EK550	BSS550	SK829090-E	1	3.300
EK1000	BSS1000	SK829090-H	1	5.500

Surge suppressors

For contactors	Rated control circuit voltage Uc		Type	Order code	Pkg qty	Weight (1 pce) kg	
	V	AC					DC
EK550, EK1000	48...110	●	–	RC-EH800/110	SK829007-C	1	0.015
EK550, EK1000	24...125	–	●	RC-EH800/110	SK829007-C	1	0.015
EK550, EK1000	220...600	●	–	RC-EH800/600	SK829007-D	1	0.015

See "Main accessory fitting details" table.

¹Mounting of CCL16-11E blocks does not allow an additional second block to be added on top of it. All DC operated EK contactors are equipped with one CCL16-11E on the right side.

4-pole contactors

AFC09, AFC16, AFC26, AFC38



AFC09-40-00

25 to 30 A AC-1 - AC operated

IEC	UL/CSA	Rated control circuit voltage Uc		Auxiliary contacts fitted	Type	Order code	Weight Pkg (1 pce)
		V 50 Hz	V 60 Hz				
Rated operational current $\theta \leq 40^\circ\text{C}$ AC-1	General use rating 600 V AC						kg
A	A	V 50 Hz	V 60 Hz				
4 N.O. main poles							
25	25	24	24	0 0	AFC09-40-00-81	1SBL131201R8100	0.331
		110	110 ... 120	0 0	AFC09-40-00-84	1SBL131201R8400	0.328
		220 ... 230	230 ... 240	0 0	AFC09-40-00-80	1SBL131201R8000	0.322
		230 ... 240	240 ... 260	0 0	AFC09-40-00-88	1SBL131201R8800	0.324
		380 ... 400	400 ... 415	0 0	AFC09-40-00-85	1SBL131201R8500	0.318
		400 ... 415	415 ... 440	0 0	AFC09-40-00-86	1SBL131201R8600	0.321
30	30	24	24	0 0	AFC16-40-00-81	1SBL171201R8100	0.331
		110	110 ... 120	0 0	AFC16-40-00-84	1SBL171201R8400	0.328
		220 ... 230	230 ... 240	0 0	AFC16-40-00-80	1SBL171201R8000	0.322
		230 ... 240	240 ... 260	0 0	AFC16-40-00-88	1SBL171201R8800	0.324
		380 ... 400	400 ... 415	0 0	AFC16-40-00-85	1SBL171201R8500	0.318
		400 ... 415	415 ... 440	0 0	AFC16-40-00-86	1SBL171201R8600	0.321
4 N.C. main poles							
30	30	24	24	0 0	AFC16-04-00-81	1SBL171101R8100	0.331
		110	110 ... 120	0 0	AFC16-04-00-84	1SBL171101R8400	0.328
		220 ... 230	230 ... 240	0 0	AFC16-04-00-80	1SBL171101R8000	0.322
		230 ... 240	240 ... 260	0 0	AFC16-04-00-88	1SBL171101R8800	0.324
		380 ... 400	400 ... 415	0 0	AFC16-04-00-85	1SBL171101R8500	0.318
		400 ... 415	415 ... 440	0 0	AFC16-04-00-86	1SBL171101R8600	0.321
2 N.O. + 2 N.C. main poles							
25	25	24	24	0 0	AFC09-22-00-81	1SBL131501R8100	0.331
		110	110 ... 120	0 0	AFC09-22-00-84	1SBL131501R8400	0.328
		220 ... 230	230 ... 240	0 0	AFC09-22-00-80	1SBL131501R8000	0.322
		230 ... 240	240 ... 260	0 0	AFC09-22-00-88	1SBL131501R8800	0.324
		380 ... 400	400 ... 415	0 0	AFC09-22-00-85	1SBL131501R8500	0.318
		400 ... 415	415 ... 440	0 0	AFC09-22-00-86	1SBL131501R8600	0.321
30	30	24	24	0 0	AFC16-22-00-81	1SBL171501R8100	0.331
		110	110 ... 120	0 0	AFC16-22-00-84	1SBL171501R8400	0.328
		220 ... 230	230 ... 240	0 0	AFC16-22-00-80	1SBL171501R8000	0.322
		230 ... 240	240 ... 260	0 0	AFC16-22-00-88	1SBL171501R8800	0.324
		380 ... 400	400 ... 415	0 0	AFC16-22-00-85	1SBL171501R8500	0.318
		400 ... 415	415 ... 440	0 0	AFC16-22-00-86	1SBL171501R8600	0.321

4-pole contactors

AFC09, AFC16, AFC26, AFC38



AFC26-40-00

45 to 55 A - AC-1

IEC	UL/CSA	Rated control circuit voltage Uc		Auxiliary contacts fitted	Type	Order code	Weight Pkg (1 pce)
Rated operational current $\theta \leq 40^\circ\text{C}$ AC-1		V 50 Hz	V 60 Hz				kg
A	A						
4 N.O. main poles							
45	45	24	24	0 0	AFC26-40-00-81	1SBL231201R8100	0.423
		110	110 ... 120	0 0	AFC26-40-00-84	1SBL231201R8400	0.420
		220 ... 230	230 ... 240	0 0	AFC26-40-00-80	1SBL231201R8000	0.414
		230 ... 240	240 ... 260	0 0	AFC26-40-00-88	1SBL231201R8800	0.416
		380 ... 400	400 ... 415	0 0	AFC26-40-00-85	1SBL231201R8500	0.410
		400 ... 415	415 ... 440	0 0	AFC26-40-00-86	1SBL231201R8600	0.411
55	55	24	24	0 0	AFC38-40-00-81	1SBL291201R8100	0.423
		110	110 ... 120	0 0	AFC38-40-00-84	1SBL291201R8400	0.420
		220 ... 230	230 ... 240	0 0	AFC38-40-00-80	1SBL291201R8000	0.414
		230 ... 240	240 ... 260	0 0	AFC38-40-00-88	1SBL291201R8800	0.416
		380 ... 400	400 ... 415	0 0	AFC38-40-00-85	1SBL291201R8500	0.410
		400 ... 415	415 ... 440	0 0	AFC38-40-00-86	1SBL291201R8600	0.411
2 N.O. + 2 N.C. main poles							
45	45	24	24	0 0	AFC26-22-00-81	1SBL231501R8100	0.423
		110	110 ... 120	0 0	AFC26-22-00-84	1SBL231501R8400	0.420
		220 ... 230	230 ... 240	0 0	AFC26-22-00-80	1SBL231501R8000	0.414
		230 ... 240	240 ... 260	0 0	AFC26-22-00-88	1SBL231501R8800	0.416
		380 ... 400	400 ... 415	0 0	AFC26-22-00-85	1SBL231501R8500	0.410
		400 ... 415	415 ... 440	0 0	AFC26-22-00-86	1SBL231501R8600	0.411
55	55	24	24	0 0	AFC38-22-00-81	1SBL291501R8100	0.423
		110	110 ... 120	0 0	AFC38-22-00-84	1SBL291501R8400	0.420
		220 ... 230	230 ... 240	0 0	AFC38-22-00-80	1SBL291501R8000	0.414
		230 ... 240	240 ... 260	0 0	AFC38-22-00-88	1SBL291501R8800	0.416
		380 ... 400	400 ... 415	0 0	AFC38-22-00-85	1SBL291501R8500	0.410
		400 ... 415	415 ... 440	0 0	AFC38-22-00-86	1SBL291501R8600	0.411

4-pole contactors

AFC40 ... AFC80



AFC40-40-00



AFC80-40-00

45 to 55 A - AC-1

IEC	UL/CSA	Rated control circuit voltage U _c		Auxiliary contacts fitted	Type	Order code	Weight Pkg (1 pce)
		General use rating 600 V AC	A				
Rated operational current $\theta \leq 40^\circ\text{C}$ AC-1	A	A	V 50 Hz	60 Hz			kg

4 N.O. main poles

70	60	24	24	0 0	AFC40-40-00-81	1SBL341201R8100	1.154
		110	110 ... 120	0 0	AFC40-40-00-84	1SBL341201R8400	1.160
		220 ... 230	230 ... 240	0 0	AFC40-40-00-80	1SBL341201R8000	1.165
		230 ... 240	240 ... 260	0 0	AFC40-40-00-88	1SBL341201R8800	1.157
		380 ... 400	400 ... 415	0 0	AFC40-40-00-85	1SBL341201R8500	1.155
		400 ... 415	415 ... 440	0 0	AFC40-40-00-86	1SBL341201R8600	1.159
100	80	24	24	0 0	AFC52-40-00-81	1SBL361201R8100	1.154
		110	110 ... 120	0 0	AFC52-40-00-84	1SBL361201R8400	1.160
		220 ... 230	230 ... 240	0 0	AFC52-40-00-80	1SBL361201R8000	1.165
		230 ... 240	240 ... 260	0 0	AFC52-40-00-88	1SBL361201R8800	1.157
		380 ... 400	400 ... 415	0 0	AFC52-40-00-85	1SBL361201R8500	1.155
		400 ... 415	415 ... 440	0 0	AFC52-40-00-86	1SBL361201R8600	1.159
125	105	24	24	0 0	AFC80-40-00-81	1SBL391201R8100	1.449
		110	110 ... 120	0 0	AFC80-40-00-84	1SBL391201R8400	1.455
		220 ... 230	230 ... 240	0 0	AFC80-40-00-80	1SBL391201R8000	1.460
		230 ... 240	240 ... 260	0 0	AFC80-40-00-88	1SBL391201R8800	1.452
		380 ... 400	400 ... 415	0 0	AFC80-40-00-85	1SBL391201R8500	1.450
		400 ... 415	415 ... 440	0 0	AFC80-40-00-86	1SBL391201R8600	1.454

2 N.O. + 2 N.C. main poles

70	60	24	24	0 0	AFC40-22-00-81	1SBL341501R8100	1.159
		110	110 ... 120	0 0	AFC40-22-00-84	1SBL341501R8400	1.165
		220 ... 230	230 ... 240	0 0	AFC40-22-00-80	1SBL341501R8000	1.170
		230 ... 240	240 ... 260	0 0	AFC40-22-00-88	1SBL341501R8800	1.162
		380 ... 400	400 ... 415	0 0	AFC40-22-00-85	1SBL341501R8500	1.160
		400 ... 415	415 ... 440	0 0	AFC40-22-00-86	1SBL341501R8600	1.164
125	105	24	24	0 0	AFC80-22-00-81	1SBL391501R8100	1.458
		110	110 ... 120	0 0	AFC80-22-00-84	1SBL391501R8400	1.464
		220 ... 230	230 ... 240	0 0	AFC80-22-00-80	1SBL391501R8000	1.469
		230 ... 240	240 ... 260	0 0	AFC80-22-00-88	1SBL391501R8800	1.461
		380 ... 400	400 ... 415	0 0	AFC80-22-00-85	1SBL391501R8500	1.459
		400 ... 415	415 ... 440	0 0	AFC80-22-00-86	1SBL391501R8600	1.463

4-pole contactors with Push-in Spring terminals

AF09..K ... AF16..K



25 to 30 A AC-1
AC / DC operated

IEC	UL/CSA	Rated control circuit voltage		Auxiliary contacts fitted	Type	Order code	Weight Pkg (1 pce)
		Uc min. ...	Uc max.				
Rated operational current $\theta \leq 40^\circ\text{C}$	General use rating 600 V AC						
A	A	V 50/60 Hz	V DC		kg		
4 N.O. main poles							
25	25	24...60	20...60	0 0	AF09-40-00K-11	1SBL137205R1100	0.285
		48...130	48...130	0 0	AF09-40-00K-12	1SBL137205R1200	0.285
		100...250	100...250	0 0	AF09-40-00K-13	1SBL137205R1300	0.285
		250...500	250...500	0 0	AF09-40-00K-14	1SBL137205R1400	0.285
30	30	24...60	20...60	0 0	AF16-40-00K-11	1SBL177205R1100	0.285
		48...130	48...130	0 0	AF16-40-00K-12	1SBL177205R1200	0.285
		100...250	100...250	0 0	AF16-40-00K-13	1SBL177205R1300	0.285
		250...500	250...500	0 0	AF16-40-00K-14	1SBL177205R1400	0.285
2 N.O. + 2 N.C. main poles							
25	25	24...60	20...60	0 0	AF09-22-00K-11	1SBL137505R1100	0.285
		48...130	48...130	0 0	AF09-22-00K-12	1SBL137505R1200	0.285
		100...250	100...250	0 0	AF09-22-00K-13	1SBL137505R1300	0.285
		250...500	250...500	0 0	AF09-22-00K-14	1SBL137505R1400	0.285
30	30	24...60	20...60	0 0	AF16-22-00K-11	1SBL177505R1100	0.285
		48...130	48...130	0 0	AF16-22-00K-12	1SBL177505R1200	0.285
		100...250	100...250	0 0	AF16-22-00K-13	1SBL177505R1300	0.285
		250...500	250...500	0 0	AF16-22-00K-14	1SBL177505R1400	0.285

4-pole contactors with Push-in Spring terminals

AF09Z..K ... AF16Z..K



25 to 30 A AC-1

AC / DC operated - low consumption

IEC	UL/CSA	Rated control circuit voltage Uc min. ... Uc max.		Auxiliary contacts fitted	Type	Order code	Weight Pkg (1 pce)
Rated operational current $\theta \leq 40^\circ\text{C}$ AC-1	General use rating 600 V AC						
A	A	V 50/60 Hz	V DC				kg

4 N.O. main poles

25	25	-	12...20	2 2	AF09Z-40-00K-20	1SBL136205R2000	0.315
		24...60	20...60	2 2	AF09Z-40-00K-21	1SBL136205R2100	0.315
		48...130	48...130	2 2	AF09Z-40-00K-22	1SBL136205R2200	0.315
		100...250	100...250	2 2	AF09Z-40-00K-23	1SBL136205R2300	0.315
30	30	-	12...20	2 2	AF16Z-40-00K-20	1SBL176205R2000	0.315
		24...60	20...60	2 2	AF16Z-40-00K-21	1SBL176205R2100	0.315
		48...130	48...130	2 2	AF16Z-40-00K-22	1SBL176205R2200	0.315
		100...250	100...250	2 2	AF16Z-40-00K-23	1SBL176205R2300	0.315

2 N.O. + 2 N.C. main poles

25	25	-	12...20	2 2	AF09Z-22-00K-20	1SBL136505R2000	0.315
		24...60	20...60	2 2	AF09Z-22-00K-21	1SBL136505R2100	0.315
		48...130	48...130	2 2	AF09Z-22-00K-22	1SBL136505R2200	0.315
		100...250	100...250	2 2	AF09Z-22-00K-23	1SBL136505R2300	0.315
30	30	-	12...20	2 2	AF16Z-22-00K-20	1SBL176505R2000	0.315
		24...60	20...60	2 2	AF16Z-22-00K-21	1SBL176505R2100	0.315
		48...130	48...130	2 2	AF16Z-22-00K-22	1SBL176505R2200	0.315
		100...250	100...250	2 2	AF16Z-22-00K-23	1SBL176505R2300	0.315

Contactors

GF875 ... GF1050



GF1050-30-22

875 to 1050 A DC-PV3 - AC / DC operated with 2 N.O. + 2 N.C. auxiliary contacts

IEC	UL/CSA	Rated control circuit voltage		Auxiliary contacts fitted		Type	Order code	Weight Pkg (1 pce)
		Uc	Uc					
Rated operational current $\theta \leq 40^\circ\text{C}$ 1500 V DC-PV3	General use rating $\theta \leq 40^\circ\text{C}$ 1500 V DC	V 50/60 Hz	V DC					kg
A	A	24...60	20...60	2	2	GF875-20-22-51	1SFL617731R5122	14.3
875	210	100...250	100...250	2	2	GF875-20-22-53	1SFL617731R5322	14.3
1050	210	24...60	20...60	2	2	GF1050-20-22-51	1SFL637731R5122	14.3
		100...250	100...250	2	2	GF1050-20-22-53	1SFL637731R5322	14.3

Accessories



CAL20-11

For contactors	Auxiliary contacts		Type	Order code	Pkg qty	Weight (1 pce) kg
Side-mounted instantaneous auxiliary contact blocks						
GF875, GF1050	1	1	CAL20-11	1SFN010920R1011	1	0.040
	1	1	CAL20-11B	1SFN010920R3011	1	0.040

1-pole contactors

GAE75



GAE75-10-11

100 A DC-1 - DC operated

IEC	UL/CSA	Rated control circuit voltage Uc ¹	Auxiliary contacts fitted	Type	Order code	Weight Pkg (1 pce)
Rated operational current $\theta \leq 55^\circ\text{C}$ 440 V DC-1	General use rating 440 V DC					kg
A	A	V DC				
100	100	12	0 0	GAE75-10-00	1SBL419025R8000	1.260
			1 1	GAE75-10-11	1SBL419025R8011	1.300
		24	0 0	GAE75-10-00	1SBL419025R8100	1.260
			1 1	GAE75-10-11	1SBL419025R8111	1.300
		48	0 0	GAE75-10-00	1SBL419025R8300	1.260
			1 1	GAE75-10-11	1SBL419025R8311	1.300
		110	0 0	GAE75-10-00	1SBL419025R8600	1.260
			1 1	GAE75-10-11	1SBL419025R8611	1.300
		125	0 0	GAE75-10-00	1SBL419025R8700	1.260
			1 1	GAE75-10-11	1SBL419025R8711	1.300
		220	0 0	GAE75-10-00	1SBL419025R8800	1.260
			1 1	GAE75-10-11	1SBL419025R8811	1.300
		240	0 0	GAE75-10-00	1SBL419025R8900	1.260
			1 1	GAE75-10-11	1SBL419025R8911	1.300

¹Other control voltages see voltage codes table.

1-pole (3-pole in series) contactors

GAF185 ... GAF300, GAF460 ... GAF750, GAF1250 ... GAF2050



GAF185-10-11



GAF300-10-11



GAF460-10-11



GAF750-10-11



GAF1250-10-11



GAF1650-10-11

250 to 400 A DC-1 - AC / DC operated with 1 N.O. + 1 N.C. auxiliary contacts

IEC	UL / CSA	Rated control circuit voltage U _c		Auxiliary contacts fitted		Type	Order code	Weight Pkg (1 pce)
		V 50/60 Hz	V DC					
Rated operational current $\theta \leq 55^\circ\text{C}$ 1000 V DC-1	General use rating $\theta \leq 40^\circ\text{C}$ 1000 V DC							kg
A	A	V 50/60 Hz	V DC					
250	250	-	20...60	1	1	GAF185-10-11 ¹	1SFL497025R7211	3.600
		48...130	48...130	1	1	GAF185-10-11	1SFL497025R6911	3.600
		100...250	100...250	1	1	GAF185-10-11	1SFL497025R7011	3.600
400	400	-	20...60	1	1	GAF300-10-11 ¹	1SFL557025R7211	6.200
		48...130	48...130	1	1	GAF300-10-11	1SFL557025R6911	6.200
		100...250	100...250	1	1	GAF300-10-11	1SFL557025R7011	6.200

¹The connection polarities indicated close to the coil terminals must be respected: A1 for the positive pole and A2 for the negative pole.

600 to 875 A DC-1 - AC / DC operated with 1 N.O. + 1 N.C. auxiliary contacts

IEC	UL / CSA	Rated control circuit voltage U _c		Auxiliary contacts fitted		Type	Order code	Weight Pkg (1 pce)
		V 50/60 Hz	V DC					
Rated operational current $\theta \leq 55^\circ\text{C}$ 1000 V DC-1	General use rating $\theta \leq 40^\circ\text{C}$ 1000 V DC							kg
A	A	V 50/60 Hz	V DC					
600	650	-	24...60	1	1	GAF460-10-11 ¹	1SFL597025R6811	12.000
		48...130	48...130	1	1	GAF460-10-11	1SFL597025R6911	12.000
		100...250	100...250	1	1	GAF460-10-11	1SFL597025R7011	12.000
		250...500	250...500	1	1	GAF460-10-11	1SFL597025R7111	12.000
875	900	-	24...60	1	1	GAF750-10-11 ¹	1SFL637025R6811	15.000
		48...130	48...130	1	1	GAF750-10-11	1SFL637025R6911	15.000
		100...250	100...250	1	1	GAF750-10-11	1SFL637025R7011	15.000
		250...500	250...500	1	1	GAF750-10-11	1SFL637025R7111	15.000

¹The connection polarities indicated close to the coil terminals must be respected: A1 for the positive pole and A2 for the negative pole.

1040 to 1750 A DC-1 - AC / DC operated with 1 N.O. + 1 N.C. auxiliary contacts

IEC	UL / CSA	Rated control circuit voltage U _c		Auxiliary contacts fitted		Type	Order code	Weight Pkg (1 pce)
		V 50/60 Hz	V DC					
Rated operational current $\theta \leq 55^\circ\text{C}$ 1000 V DC-1	General use rating $\theta \leq 40^\circ\text{C}$ 1000 V							kg
A	A	V 50/60 Hz	V DC					
1040	1210	-	24...60	1	1	GAF1250-10-11	1SFL647025R6811	16.000
		48...130	48...130	1	1	GAF1250-10-11	1SFL647025R6911	16.000
		100...250	100...250	1	1	GAF1250-10-11	1SFL647025R7011	16.000
		250...500	250...500	1	1	GAF1250-10-11	1SFL647025R7111	16.000
1450	1650	100...250	100...250	1	1	GAF1650-10-11	1SFL677025R7011	35.000
1750	2050	100...250	100...250	1	1	GAF2050-10-11	1SFL707025R7011	35.000

3-pole contactors for capacitor switching

UA16..RA ... UA30..RA



UA16-30-10RA



UA30-30-10RA

12.5 to 30 kvar - Unlimited peak current \hat{I} AC operated

IEC	UL/CSA	Rated operational power		Rated control circuit voltage U_c^1	Auxiliary contacts fitted	Type	Order code	Weight Pkg (1 pce)
		$\theta \leq 40^\circ\text{C}$ 400 V AC-6b kvar	$\theta \leq 40^\circ\text{C}$ 480 V kvar					
12.5	16	24	24	1	0	UA16-30-10RA	1SBL181024R8110	0.460
		110	110...120	1	0	UA16-30-10RA	1SBL181024R8410	0.460
		220...230	230...240	1	0	UA16-30-10RA	1SBL181024R8010	0.460
		230...240	240...260	1	0	UA16-30-10RA	1SBL181024R8810	0.460
		380...400	400...415	1	0	UA16-30-10RA	1SBL181024R8510	0.460
		400...415	415...440	1	0	UA16-30-10RA	1SBL181024R8610	0.460
22	22	24	24	1	0	UA26-30-10RA	1SBL241024R8110	0.710
		110	110...120	1	0	UA26-30-10RA	1SBL241024R8410	0.710
		220...230	230...240	1	0	UA26-30-10RA	1SBL241024R8010	0.710
		230...240	240...260	1	0	UA26-30-10RA	1SBL241024R8810	0.710
		380...400	400...415	1	0	UA26-30-10RA	1SBL241024R8510	0.710
		400...415	415...440	1	0	UA26-30-10RA	1SBL241024R8610	0.710
30	28	24	24	1	0	UA30-30-10RA	1SBL281024R8110	0.810
		110	110...120	1	0	UA30-30-10RA	1SBL281024R8410	0.810
		220...230	230...240	1	0	UA30-30-10RA	1SBL281024R8010	0.810
		230...240	240...260	1	0	UA30-30-10RA	1SBL281024R8810	0.810
		380...400	400...415	1	0	UA30-30-10RA	1SBL281024R8510	0.810
		400...415	415...440	1	0	UA30-30-10RA	1SBL281024R8610	0.810

¹Other control voltages see voltage code table.

3-pole contactors for capacitor switching

UA50..RA ... UA75..RA, UA95..RA ... UA110..RA



UA75-30-00 RA

40 to 60 kvar - Unlimited peak current \hat{I} AC operated

IEC	UL/CSA	Rated operational power		Rated control circuit voltage U_c^1	Auxiliary contacts fitted	Type	Order code	Weight Pkg (1 pce)
		$\theta \leq 40^\circ\text{C}$ 400 V AC-6b kvar	$\theta \leq 40^\circ\text{C}$ 480 V kvar					
40	50	24	24	0	0	UA50-30-00RA	1SBL351024R8100	1.350
		110	110...120	0	0	UA50-30-00RA	1SBL351024R8400	1.350
		220...230	230...240	0	0	UA50-30-00RA	1SBL351024R8000	1.350
		230...240	240...260	0	0	UA50-30-00RA	1SBL351024R8800	1.350
		380...400	400...415	0	0	UA50-30-00RA	1SBL351024R8500	1.350
		400...415	415...440	0	0	UA50-30-00RA	1SBL351024R8600	1.350
50	55	24	24	0	0	UA63-30-00RA	1SBL371024R8100	1.350
		110	110...120	0	0	UA63-30-00RA	1SBL371024R8400	1.350
		220...230	230...240	0	0	UA63-30-00RA	1SBL371024R8000	1.350
		230...240	240...260	0	0	UA63-30-00RA	1SBL371024R8800	1.350
		380...400	400...415	0	0	UA63-30-00RA	1SBL371024R8500	1.350
		400...415	415...440	0	0	UA63-30-00RA	1SBL371024R8600	1.350
60	64	24	24	0	0	UA75-30-00RA	1SBL411024R8100	1.350
		110	110...120	0	0	UA75-30-00RA	1SBL411024R8400	1.350
		220...230	230...240	0	0	UA75-30-00RA	1SBL411024R8000	1.350
		230...240	240...260	0	0	UA75-30-00RA	1SBL411024R8800	1.350
		380...400	400...415	0	0	UA75-30-00RA	1SBL411024R8500	1.350
		400...415	415...440	0	0	UA75-30-00RA	1SBL411024R8600	1.350

¹Other control voltages see voltage code table.



UA110-30-00 RA

70 to 80 kvar - Unlimited peak current \hat{I} AC operated

IEC	UL/CSA	Rated operational power		Rated control circuit voltage U_c^1	Auxiliary contacts fitted	Type	Order code	Weight Pkg (1 pce)
		$\theta \leq 40^\circ\text{C}$ 400 V AC-6b kvar	$\theta \leq 40^\circ\text{C}$ 480 V kvar					
70	80	24	24	0	0	UA95-30-00RA	1SFL431024R8100	2.000
		110	110...120	0	0	UA95-30-00RA	1SFL431024R8400	2.000
		220...230	230...240	0	0	UA95-30-00RA	1SFL431024R8000	2.000
		230...240	240...260	0	0	UA95-30-00RA	1SFL431024R8800	2.000
		380...400	400...415	0	0	UA95-30-00RA	1SFL431024R8500	2.000
		400...415	415...440	0	0	UA95-30-00RA	1SFL431024R8600	2.000
80	95	24	24	0	0	UA110-30-00RA	1SFL451024R8100	2.000
		110	110...120	0	0	UA110-30-00RA	1SFL451024R8400	2.000
		220...230	230...240	0	0	UA110-30-00RA	1SFL451024R8000	2.000
		230...240	240...260	0	0	UA110-30-00RA	1SFL451024R8800	2.000
		380...400	400...415	0	0	UA110-30-00RA	1SFL451024R8500	2.000
		400...415	415...440	0	0	UA110-30-00RA	1SFL451024R8600	2.000

¹Other control voltages see voltage code table.

3-pole contactors for capacitor switching

UA16 ... UA30



UA16-30-10



UA30-30-10

12.5 to 27.5 kvar - Peak current $\hat{I} \leq 100$ times the rms current AC operated

IEC		UL/CSA		Rated control circuit voltage U_c^1		Auxiliary contacts fitted	Type	Order code	Weight Pkg (1 pce)
Rated operational power $\theta \leq 40^\circ\text{C}$ 400 V AC-6b	Max peak current \hat{I}	Rated operational power $\theta \leq 40^\circ\text{C}$ 480 V							
kvar	kA	kvar	V 50 Hz	V 60 Hz				kg	
12.5	1.8	-	24	24	1 0	UA16-30-10	1SBL181022R8110	0.340	
			48	48	1 0	UA16-30-10	1SBL181022R8310	0.340	
			110	110...120	1 0	UA16-30-10	1SBL181022R8410	0.340	
			220...230	230...240	1 0	UA16-30-10	1SBL181022R8010	0.340	
			230...240	240...260	1 0	UA16-30-10	1SBL181022R8810	0.340	
			380...400	400...415	1 0	UA16-30-10	1SBL181022R8510	0.340	
20	3	25	400...415	415...440	1 0	UA16-30-10	1SBL181022R8610	0.340	
			24	24	1 0	UA26-30-10	1SBL241022R8110	0.600	
			48	48	1 0	UA26-30-10	1SBL241022R8310	0.600	
			110	110...120	1 0	UA26-30-10	1SBL241022R8410	0.600	
			220...230	230...240	1 0	UA26-30-10	1SBL241022R8010	0.600	
			230...240	240...260	1 0	UA26-30-10	1SBL241022R8810	0.600	
27.5	3.5	32	380...400	400...415	1 0	UA26-30-10	1SBL241022R8510	0.600	
			400...415	415...440	1 0	UA26-30-10	1SBL241022R8610	0.600	
			24	24	1 0	UA30-30-10	1SBL281022R8110	0.710	
			48	48	1 0	UA30-30-10	1SBL281022R8310	0.710	
			110	110...120	1 0	UA30-30-10	1SBL281022R8410	0.710	
			220...230	230...240	1 0	UA30-30-10	1SBL281022R8010	0.710	
			230...240	240...260	1 0	UA30-30-10	1SBL281022R8810	0.710	
			380...400	400...415	1 0	UA30-30-10	1SBL281022R8510	0.710	
			400...415	415...440	1 0	UA30-30-10	1SBL281022R8610	0.710	

¹Other control voltages see voltage code table.

3-pole contactors for capacitor switching

UA50 ... UA75, UA95 ... UA110



UA50-30-00

33 to 50 kvar - Peak current $\hat{I} \leq 100$ times the rms current AC operated

IEC		UL/CSA		Rated control circuit voltage U_c^1		Auxiliary contacts fitted	Type	Order code	Weight Pkg (1 pce)
Rated operational power $\theta \leq 40^\circ\text{C}$ 400 V AC-6b	Max peak current \hat{I}	Rated operational power $\theta \leq 40^\circ\text{C}$ 480 V							
kvar	kA	kvar	V 50 Hz	V 60 Hz				kg	
33	5	40	24	24	0	0	UA50-30-00	1SBL351022R8100	1.160
			48	48	0	0	UA50-30-00	1SBL351022R8300	1.160
			110	110...120	0	0	UA50-30-00	1SBL351022R8400	1.160
			220...230	230...240	0	0	UA50-30-00	1SBL351022R8000	1.160
			230...240	240...260	0	0	UA50-30-00	1SBL351022R8800	1.160
			380...400	400...415	0	0	UA50-30-00	1SBL351022R8500	1.160
45	6.5	-	24	24	0	0	UA63-30-00	1SBL371022R8100	1.160
			48	48	0	0	UA63-30-00	1SBL371022R8300	1.160
			110	110...120	0	0	UA63-30-00	1SBL371022R8400	1.160
			220...230	230...240	0	0	UA63-30-00	1SBL371022R8000	1.160
			230...240	240...260	0	0	UA63-30-00	1SBL371022R8800	1.160
			380...400	400...415	0	0	UA63-30-00	1SBL371022R8500	1.160
50	7.5	55	24	24	0	0	UA75-30-00	1SBL411022R8100	1.160
			48	48	0	0	UA75-30-00	1SBL411022R8300	1.160
			110	110...120	0	0	UA75-30-00	1SBL411022R8400	1.160
			220...230	230...240	0	0	UA75-30-00	1SBL411022R8000	1.160
			230...240	240...260	0	0	UA75-30-00	1SBL411022R8800	1.160
			380...400	400...415	0	0	UA75-30-00	1SBL411022R8500	1.160
400...415	415...440	0	0	UA75-30-00	1SBL411022R8600	1.160			

¹Other control voltages see voltage code table.



UA110-30-00

65 to 75 kvar - Peak current $\hat{I} \leq 100$ times the rms current AC operated

IEC		UL/CSA		Rated control circuit voltage U_c^1		Auxiliary contacts fitted	Type	Order code	Weight Pkg (1 pce)
Rated operational power $\theta \leq 40^\circ\text{C}$ 400 V AC-6b	Max peak current \hat{I}	Rated operational power $\theta \leq 40^\circ\text{C}$ 480 V							
kvar	kA	kvar	V 50 Hz	V 60 Hz				kg	
65	9.3	70	24	24	0	0	UA95-30-00	1SFL431022R8100	2.000
			48	48	0	0	UA95-30-00	1SFL431022R8300	2.000
			110	110...120	0	0	UA95-30-00	1SFL431022R8400	2.000
			220...230	230...240	0	0	UA95-30-00	1SFL431022R8000	2.000
			230...240	240...260	0	0	UA95-30-00	1SFL431022R8800	2.000
			380...400	400...415	0	0	UA95-30-00	1SFL431022R8500	2.000
75	10.5	80	24	24	0	0	UA110-30-00	1SFL451022R8100	2.000
			48	48	0	0	UA110-30-00	1SFL451022R8300	2.000
			110	110...120	0	0	UA110-30-00	1SFL451022R8400	2.000
			220...230	230...240	0	0	UA110-30-00	1SFL451022R8000	2.000
			230...240	240...260	0	0	UA110-30-00	1SFL451022R8800	2.000
			380...400	400...415	0	0	UA110-30-00	1SFL451022R8500	2.000
400...415	415...440	0	0	UA110-30-00	1SFL451022R8600	2.000			

¹Other control voltages see voltage code table.

4-pole contactor relays

NF



NF22E

AC / DC operated

Number of contacts	Rated control circuit voltage Uc min. ... Uc max.		Type	Order code	Weight Pkg (1 pce) kg
	V 50/60 Hz	V DC			
	24...60	20...60 ¹	NF22E-11	1SBH137001R1122	0.270
	48...130	48...130	NF22E-12	1SBH137001R1222	0.270
	100...250	100...250	NF22E-13	1SBH137001R1322	0.270
	250...500	250...500	NF22E-14	1SBH137001R1422	0.310
	24...60	20...60 ¹	NF31E-11	1SBH137001R1131	0.270
	48...130	48...130	NF31E-12	1SBH137001R1231	0.270
	100...250	100...250	NF31E-13	1SBH137001R1331	0.270
	250...500	250...500	NF31E-14	1SBH137001R1431	0.310
	24...60	20...60 ¹	NF40E-11	1SBH137001R1140	0.270
	48...130	48...130	NF40E-12	1SBH137001R1240	0.270
	100...250	100...250	NF40E-13	1SBH137001R1340	0.270
	250...500	250...500	NF40E-14	1SBH137001R1440	0.310

¹NF..-11 not suitable for direct control by PLC-output.

4-pole contactor relays

NFZ



NFZ22E-30

24 V DC operated designed for PLC

Number of contacts	Rated control circuit voltage	Type	Order code	Weight Pkg (1 pce) kg
	Uc V DC			

4-pole contactor relays

	24	NFZ22E-30	1SBH136001R3022	0.430
	24	NFZ31E-30	1SBH136001R3031	0.430
	24	NFZ40E-30	1SBH136001R3040	0.430

Note: NFZ contactor relays with DC control voltage 24 V DC need to respect the connection polarities indicated close to the coil terminals: A1+ for the positive pole and A2- for the negative pole.



NFZ22E

AC / DC operated for specific applications

Number of contacts	Rated control circuit voltage		Type	Order code	Weight Pkg (1 pce) kg
	Uc min. ... Uc max.				
	V 50/60 Hz	V DC			
	-	12...20	NFZ22E-20	1SBH136001R2022	0.310
	24...60	20...60	NFZ22E-21	1SBH136001R2122	0.310
	48...130	48...130	NFZ22E-22	1SBH136001R2222	0.310
	100...250	100...250	NFZ22E-23	1SBH136001R2322	0.310
	-	12...20	NFZ31E-20	1SBH136001R2031	0.310
	24...60	20...60	NFZ31E-21	1SBH136001R2131	0.310
	48...130	48...130	NFZ31E-22	1SBH136001R2231	0.310
	100...250	100...250	NFZ31E-23	1SBH136001R2331	0.310
	-	12...20	NFZ40E-20	1SBH136001R2040	0.310
	24...60	20...60	NFZ40E-21	1SBH136001R2140	0.310
	48...130	48...130	NFZ40E-22	1SBH136001R2240	0.310
	100...250	100...250	NFZ40E-23	1SBH136001R2340	0.310

Note: Only NFZ contactor relays with DC control voltage 12...20 V DC need to respect the connection polarities indicated close to the coil terminals: A1+ for the positive pole and A2- for the negative pole.

8-pole contactor relays

NF



NF44E



NF33/11



NF51/11

AC / DC operated

Number of contacts		Rated control circuit voltage Uc min. ... Uc max.		Type	Order code	Weight Pkg (1 pce) kg
1st stack	2nd stack	V 50/60 Hz	V DC			

8-pole contactor relays

	24...60	20...60 ¹	NF44E-11	1SBH137001R1144	0.320
	48...130	48...130	NF44E-12	1SBH137001R1244	0.320
	100...250	100...250	NF44E-13	1SBH137001R1344	0.320
	250...500	250...500	NF44E-14	1SBH137001R1444	0.360
	24...60	20...60 ¹	NF53E-11	1SBH137001R1153	0.320
	48...130	48...130	NF53E-12	1SBH137001R1253	0.320
	100...250	100...250	NF53E-13	1SBH137001R1353	0.320
	250...500	250...500	NF53E-14	1SBH137001R1453	0.360
	24...60	20...60 ¹	NF62E-11	1SBH137001R1162	0.320
	48...130	48...130	NF62E-12	1SBH137001R1262	0.320
	100...250	100...250	NF62E-13	1SBH137001R1362	0.320
	250...500	250...500	NF62E-14	1SBH137001R1462	0.360
	24...60	20...60 ¹	NF71E-11	1SBH137001R1171	0.320
	48...130	48...130	NF71E-12	1SBH137001R1271	0.320
	100...250	100...250	NF71E-13	1SBH137001R1371	0.320
	250...500	250...500	NF71E-14	1SBH137001R1471	0.360
	24...60	20...60 ¹	NF80E-11	1SBH137001R1180	0.320
	48...130	48...130	NF80E-12	1SBH137001R1280	0.320
	100...250	100...250	NF80E-13	1SBH137001R1380	0.320
	250...500	250...500	NF80E-14	1SBH137001R1480	0.360

8-pole contactor relays with overlapping of lagging / leading contacts

	24...60	20...60 ¹	NF33/11-11	1SBH137001R1139	0.320
	48...130	48...130	NF33/11-12	1SBH137001R1239	0.320
	100...250	100...250	NF33/11-13	1SBH137001R1339	0.320
	250...500	250...500	NF33/11-14	1SBH137001R1439	0.320
	24...60	20...60 ¹	NF51/11-11	1SBH137001R1159	0.320
	48...130	48...130	NF51/11-12	1SBH137001R1259	0.320
	100...250	100...250	NF51/11-13	1SBH137001R1359	0.320
	250...500	250...500	NF51/11-14	1SBH137001R1459	0.320

¹NF.-11 not suitable for direct control by PLC.

8-pole contactor relays

NFZ



NFZ44E

24 V DC operated designed for PLC

Number of contacts	Rated control circuit voltage	Type	Order code	Weight Pkg (1 pce) kg
	Uc V DC			

8-pole contactor relays

	24	NFZ44E-30	1SBH136001R3044	0.490
	24	NFZ53E-30	1SBH136001R3053	0.490
	24	NFZ62E-30	1SBH136001R3062	0.490
	24	NFZ71E-30	1SBH136001R3071	0.490
	24	NFZ80E-30	1SBH136001R3080	0.490

Note: NFZ contactor relays with DC control voltage 24 V DC need to respect the connection polarities indicated close to the coil terminals: A1+ for the positive pole and A2- for the negative pole.

8-pole contactor relays

NFZ



NFZ44E



NFZ33/11



NFZ51/11

AC / DC operated for specific applications

Number of contacts		Rated control circuit voltage Uc min. ... Uc max.		Type	Order code	Weight Pkg (1 pce) kg
1st stack	2nd stack	V 50/60 Hz	V DC			

8-pole contactor relays

	-	12...20	NFZ44E-20	1SBH136001R2044	0.360
	24...60	20...60	NFZ44E-21	1SBH136001R2144	0.360
	48...130	48...130	NFZ44E-22	1SBH136001R2244	0.360
	100...250	100...250	NFZ44E-23	1SBH136001R2344	0.360
	-	12...20	NFZ53E-20	1SBH136001R2053	0.360
	24...60	20...60	NFZ53E-21	1SBH136001R2153	0.360
	48...130	48...130	NFZ53E-22	1SBH136001R2253	0.360
	100...250	100...250	NFZ53E-23	1SBH136001R2353	0.360
	-	12...20	NFZ62E-20	1SBH136001R2062	0.360
	24...60	20...60	NFZ62E-21	1SBH136001R2162	0.360
	48...130	48...130	NFZ62E-22	1SBH136001R2262	0.360
	100...250	100...250	NFZ62E-23	1SBH136001R2362	0.360
	-	12...20	NFZ71E-20	1SBH136001R2071	0.360
	24...60	20...60	NFZ71E-21	1SBH136001R2171	0.360
	48...130	48...130	NFZ71E-22	1SBH136001R2271	0.360
	100...250	100...250	NFZ71E-23	1SBH136001R2371	0.360
	-	12...20	NFZ80E-20	1SBH136001R2080	0.360
	24...60	20...60	NFZ80E-21	1SBH136001R2180	0.360
	48...130	48...130	NFZ80E-22	1SBH136001R2280	0.360
	100...250	100...250	NFZ80E-23	1SBH136001R2380	0.360

8-pole contactor relays with overlapping of lagging / leading contacts

	-	12...20	NFZ33/11-20	1SBH136001R2039	0.360
	24...60	20...60	NFZ33/11-21	1SBH136001R2139	0.360
	48...130	48...130	NFZ33/11-22	1SBH136001R2239	0.360
	100...250	100...250	NFZ33/11-23	1SBH136001R2339	0.360
	-	12...20	NFZ51/11-20	1SBH136001R2059	0.360
	24...60	20...60	NFZ51/11-21	1SBH136001R2159	0.360
	48...130	48...130	NFZ51/11-22	1SBH136001R2259	0.360
	100...250	100...250	NFZ51/11-23	1SBH136001R2359	0.360

Note: Only NFZ contactor relays with DC control voltage 12...20 V DC need to respect the connection polarities indicated close to the coil terminals: A1+ for the positive pole and A2- for the negative pole

4-pole contactor relays

NFC



NFC22E

AC operated

Number of contacts	Rated control circuit voltage Uc min. ... Uc max.		Type	Order code	Weight Pkg (1 pce) kg
	V 50 Hz	V 60Hz			
	24	24	NFC22E-81	1SBH131001R8122	0.309
	110	110 ... 120	NFC22E-84	1SBH131001R8422	0.306
	220 ... 230	230 ... 240	NFC22E-80	1SBH131001R8022	0.300
	230 ... 240	240 ... 260	NFC22E-88	1SBH131001R8822	0.301
	24	24	NFC31E-81	1SBH131001R8131	0.309
	110	110 ... 120	NFC31E-84	1SBH131001R8431	0.306
	220 ... 230	230 ... 240	NFC31E-80	1SBH131001R8031	0.300
	230 ... 240	240 ... 260	NFC31E-88	1SBH131001R8831	0.301
	24	24	NFC40E-81	1SBH131001R8140	0.309
	110	110 ... 120	NFC40E-84	1SBH131001R8440	0.306
	220 ... 230	230 ... 240	NFC40E-80	1SBH131001R8040	0.300
	230 ... 240	240 ... 260	NFC40E-88	1SBH131001R8840	0.301

8-pole contactor relays

NFC



NFC44E

AC operated

Number of contacts	Rated control voltage Uc min. ... Uc max.		Type	Order code	Weight Pkg (1 pce) kg
	V 50 Hz	V 60Hz			

8-pole contactor relays

	24	24	NFC44E-81	1SBH131001R8144	0.360
	110	110 ... 120	NFC44E-84	1SBH131001R8444	0.357
	220 ... 230	230 ... 240	NFC44E-80	1SBH131001R8044	0.351
	230 ... 240	240 ... 260	NFC44E-88	1SBH131001R8844	0.352
	24	24	NFC53E-81	1SBH131001R8153	0.360
	110	110 ... 120	NFC53E-84	1SBH131001R8453	0.357
	220 ... 230	230 ... 240	NFC53E-80	1SBH131001R8053	0.351
	230 ... 240	240 ... 260	NFC53E-88	1SBH131001R8853	0.352
	24	24	NFC62E-81	1SBH131001R8162	0.360
	110	110 ... 120	NFC62E-84	1SBH131001R8462	0.357
	220 ... 230	230 ... 240	NFC62E-80	1SBH131001R8062	0.351
	230 ... 240	240 ... 260	NFC62E-88	1SBH131001R8862	0.352
	24	24	NFC71E-81	1SBH131001R8171	0.360
	110	110 ... 120	NFC71E-84	1SBH131001R8471	0.357
	220 ... 230	230 ... 240	NFC71E-80	1SBH131001R8071	0.351
	230 ... 240	240 ... 260	NFC71E-88	1SBH131001R8871	0.352
	24	24	NFC80E-81	1SBH131001R8180	0.360
	110	110 ... 120	NFC80E-84	1SBH131001R8480	0.357
	220 ... 230	230 ... 240	NFC80E-80	1SBH131001R8080	0.351
	230 ... 240	240 ... 260	NFC80E-88	1SBH131001R8880	0.352

8-pole contactor relays with overlapping of lagging / leading contacts

	24	24	NFC33/11-81	1SBH131001R8139	0.360
	110	110 ... 120	NFC33/11-84	1SBH131001R8439	0.357
	220 ... 230	230 ... 240	NFC33/11-80	1SBH131001R8039	0.351
	230 ... 240	240 ... 260	NFC33/11-88	1SBH131001R8839	0.352
	24	24	NFC51/11-81	1SBH131001R8159	0.360
	110	110 ... 120	NFC51/11-84	1SBH131001R8459	0.357
	220 ... 230	230 ... 240	NFC51/11-80	1SBH131001R8059	0.351
	230 ... 240	240 ... 260	NFC51/11-88	1SBH131001R8859	0.352

4-pole contactor relays with Push-in Spring terminals

NFC..K



NFC22EK

AC operated

Number of contacts	Rated control circuit voltage Uc min. ... Uc max.		Type	Order code	Weight Pkg (1 pce) kg
	V 50 Hz	V 60HzC			
	24	24	NFC22EK-81	1SBH131005R8122	0.317
	110	110 ... 120	NFC22EK-84	1SBH131005R8422	0.314
	220 ... 230	230 ... 240	NFC22EK-80	1SBH131005R8022	0.306
	230 ... 240	240 ... 260	NFC22EK-88	1SBH131005R8822	0.311
	24	24	NFC31EK-81	1SBH131005R8131	0.317
	110	110 ... 120	NFC31EK-84	1SBH131005R8431	0.314
	220 ... 230	230 ... 240	NFC31EK-80	1SBH131005R8031	0.306
	230 ... 240	240 ... 260	NFC31EK-88	1SBH131005R8831	0.311
	24	24	NFC40EK-81	1SBH131005R8140	0.317
	110	110 ... 120	NFC40EK-84	1SBH131005R8440	0.314
	220 ... 230	230 ... 240	NFC40EK-80	1SBH131005R8040	0.306
	230 ... 240	240 ... 260	NFC40EK-88	1SBH131005R8840	0.311

8-pole contactor relays with Push-in Spring terminals

NFC..K



NFC44EK

AC operated


Number of contacts	Rated control circuit voltage Uc min. ... Uc max.		Type	Order code	Weight Pkg (1 pce) kg
	V 50 Hz	V 60 Hz			
8-pole contactor relays					
	24	24	NFC44EK-81	1SBH131005R8144	0.368
	110	110 ... 120	NFC44EK-84	1SBH131005R8444	0.365
	220 ... 230	230 ... 240	NFC44EK-80	1SBH131005R8044	0.359
	230 ... 240	240 ... 260	NFC44EK-88	1SBH131005R8844	0.360
	24	24	NFC53EK-81	1SBH131005R8153	0.368
	110	110 ... 120	NFC53EK-84	1SBH131005R8453	0.365
	220 ... 230	230 ... 240	NFC53EK-80	1SBH131005R8053	0.359
	230 ... 240	240 ... 260	NFC53EK-88	1SBH131005R8853	0.360
	24	24	NFC62EK-81	1SBH131005R8162	0.368
	110	110 ... 120	NFC62EK-84	1SBH131005R8462	0.365
	220 ... 230	230 ... 240	NFC62EK-80	1SBH131005R8062	0.359
	230 ... 240	240 ... 260	NFC62EK-88	1SBH131005R8862	0.360
	24	24	NFC71EK-81	1SBH131005R8171	0.368
	110	110 ... 120	NFC71EK-84	1SBH131005R8471	0.365
	220 ... 230	230 ... 240	NFC71EK-80	1SBH131005R8071	0.359
	230 ... 240	240 ... 260	NFC71EK-88	1SBH131005R8871	0.360
	24	24	NFC80EK-81	1SBH131005R8180	0.368
	110	110 ... 120	NFC80EK-84	1SBH131005R8480	0.365
	220 ... 230	230 ... 240	NFC80EK-80	1SBH131005R8080	0.359
	230 ... 240	240 ... 260	NFC80EK-88	1SBH131005R8880	0.360

Contactor relays

NF..K



NF22EK



NF44EK

AC / DC operated - with push-in Spring terminals

Number of contacts	Rated control circuit voltage Uc min. ... Uc max.		Type	Order code	Weight Pkg (1 pce) kg
	V 50/60 Hz	V DC			

4-pole contactor relays

	24 ... 60	20 ... 60 ¹	NF22EK-11	1SBH137005R1122	0.285
	48 ... 130	48 ... 130	NF22EK-12	1SBH137005R1222	0.285
	100 ... 250	100 ... 250	NF22EK-13	1SBH137005R1322	0.285
	250 ... 500	250 ... 500	NF22EK-14	1SBH137005R1422	0.325
	24 ... 60	20 ... 60 ¹	NF31EK-11	1SBH137005R1131	0.285
	48 ... 130	48 ... 130	NF31EK-12	1SBH137005R1231	0.285
	100 ... 250	100 ... 250	NF31EK-13	1SBH137005R1331	0.285
	250 ... 500	250 ... 500	NF31EK-14	1SBH137005R1431	0.325
	24 ... 60	20 ... 60 ¹	NF40EK-11	1SBH137005R1140	0.285
	48 ... 130	48 ... 130	NF40EK-12	1SBH137005R1240	0.285
	100 ... 250	100 ... 250	NF40EK-13	1SBH137005R1340	0.285
	250 ... 500	250 ... 500	NF40EK-14	1SBH137005R1440	0.325

8-pole contactor relays

	24 ... 60	20 ... 60 ¹	NF44EK-11	1SBH137005R1144	0.330
	48 ... 130	48 ... 130	NF44EK-12	1SBH137005R1244	0.330
	100 ... 250	100 ... 250	NF44EK-13	1SBH137005R1344	0.330
	250 ... 500	250 ... 500	NF44EK-14	1SBH137005R1444	0.370
	24 ... 60	20 ... 60 ¹	NF53EK-11	1SBH137005R1153	0.330
	48 ... 130	48 ... 130	NF53EK-12	1SBH137005R1253	0.330
	100 ... 250	100 ... 250	NF53EK-13	1SBH137005R1353	0.330
	250 ... 500	250 ... 500	NF53EK-14	1SBH137005R1453	0.370
	24 ... 60	20 ... 60 ¹	NF62EK-11	1SBH137005R1162	0.330
	48 ... 130	48 ... 130	NF62EK-12	1SBH137005R1262	0.330
	100 ... 250	100 ... 250	NF62EK-13	1SBH137005R1362	0.330
	250 ... 500	250 ... 500	NF62EK-14	1SBH137005R1462	0.370
	24 ... 60	20 ... 60 ¹	NF71EK-11	1SBH137005R1171	0.330
	48 ... 130	48 ... 130	NF71EK-12	1SBH137005R1271	0.330
	100 ... 250	100 ... 250	NF71EK-13	1SBH137005R1371	0.330
	250 ... 500	250 ... 500	NF71EK-14	1SBH137005R1471	0.370
	24 ... 60	20 ... 60 ¹	NF80EK-11	1SBH137005R1180	0.330
	48 ... 130	48 ... 130	NF80EK-12	1SBH137005R1280	0.330
	100 ... 250	100 ... 250	NF80EK-13	1SBH137005R1380	0.330
	250 ... 500	250 ... 500	NF80EK-14	1SBH137005R1480	0.370

¹NF..K-11 not suitable for direct control by PLC-output.

Contactor relays

NFZ..K



NFZ22EK-30



NFZ44EK-30

24 V DC operated designed for PLC - with push-in Spring terminals

Number of contacts	Rated control circuit voltage Uc min. ... Uc max.	Type	Order code	Weight Pkg (1 pce) kg
	V DC			

4-pole contactor relays

	24	NFZ22EK-30	1SBH136005R3022	0.435
	24	NFZ31EK-30	1SBH136005R3031	0.435
	24	NFZ40EK-30	1SBH136005R3040	0.435

8-pole contactor relays

	24	NFZ44EK-30	1SBH136005R3044	0.490
	24	NFZ53EK-30	1SBH136005R3053	0.490
	24	NFZ62EK-30	1SBH136005R3062	0.490
	24	NFZ71EK-30	1SBH136005R3071	0.490
	24	NFZ80EK-30	1SBH136005R3080	0.490


Note: NFZ contactor relays with 24 V DC control voltage need to respect the connection polarities indicated close to the coil terminals: A1+ for the positive pole and A2- for the negative pole.
For product availability, please consult your ABB local sales organization.

Contactor relays - with Push-in Spring terminals

NFZ..K



NFZ22EK



NFZ44EK

AC / DC operated for specific applications

Number of contacts	Rated control circuit voltage Uc min. ... Uc max.		Type	Order code	Weight Pkg (1 pce) kg
	V 50/60 Hz	V DC			
4-pole contactor relays					
	-	12 ... 20	NFZ22EK-20	1SBH136005R2022	0.315
	24 ... 60	20 ... 60	NFZ22EK-21	1SBH136005R2122	0.315
	48 ... 130	48 ... 130	NFZ22EK-22	1SBH136005R2222	0.315
	100 ... 250	100 ... 250	NFZ22EK-23	1SBH136005R2322	0.315
	-	12 ... 20	NFZ31EK-20	1SBH136005R2031	0.315
	24 ... 60	20 ... 60	NFZ31EK-21	1SBH136005R2131	0.315
	48 ... 130	48 ... 130	NFZ31EK-22	1SBH136005R2231	0.315
	100 ... 250	100 ... 250	NFZ31EK-23	1SBH136005R2331	0.315
	-	12 ... 20	NFZ40EK-20	1SBH136005R2040	0.315
	24 ... 60	20 ... 60	NFZ40EK-21	1SBH136005R2140	0.315
	48 ... 130	48 ... 130	NFZ40EK-22	1SBH136005R2240	0.315
	100 ... 250	100 ... 250	NFZ40EK-23	1SBH136005R2340	0.315
8-pole contactor relays					
	-	12 ... 20	NFZ44EK-20	1SBH136005R2044	0.360
	24 ... 60	20 ... 60	NFZ44EK-21	1SBH136005R2144	0.360
	48 ... 130	48 ... 130	NFZ44EK-22	1SBH136005R2244	0.360
	100 ... 250	100 ... 250	NFZ44EK-23	1SBH136005R2344	0.360
	-	12 ... 20	NFZ53EK-20	1SBH136005R2053	0.360
	24 ... 60	20 ... 60	NFZ53EK-21	1SBH136005R2153	0.360
	48 ... 130	48 ... 130	NFZ53EK-22	1SBH136005R2253	0.360
	100 ... 250	100 ... 250	NFZ53EK-23	1SBH136005R2353	0.360
	-	12 ... 20	NFZ62EK-20	1SBH136005R2062	0.360
	24 ... 60	20 ... 60	NFZ62EK-21	1SBH136005R2162	0.360
	48 ... 130	48 ... 130	NFZ62EK-22	1SBH136005R2262	0.360
	100 ... 250	100 ... 250	NFZ62EK-23	1SBH136005R2362	0.360
	-	12 ... 20	NFZ71EK-20	1SBH136005R2071	0.360
	24 ... 60	20 ... 60	NFZ71EK-21	1SBH136005R2171	0.360
	48 ... 130	48 ... 130	NFZ71EK-22	1SBH136005R2271	0.360
	100 ... 250	100 ... 250	NFZ71EK-23	1SBH136005R2371	0.360
	-	12 ... 20	NFZ80EK-20	1SBH136005R2080	0.360
	24 ... 60	20 ... 60	NFZ80EK-21	1SBH136005R2180	0.360
	48 ... 130	48 ... 130	NFZ80EK-22	1SBH136005R2280	0.360
	100 ... 250	100 ... 250	NFZ80EK-23	1SBH136005R2380	0.360

Note: NFZ contactor relays with 12...20 V DC control voltage need to respect the connection polarities indicated close to the coil terminals: A1+ for the positive pole and A2- for the negative pole.

2- & 3-pole, non-reversing contactors for DC drive applications

EHDB



EHDB280C-1L



EHDB520C2P-1L

For DC drive applications up to 960 A - AC or DC operated coils

Electrical ratings				2 & 3 pole non-reversing			
DC continuous current (A)	N.O. power poles DC make/break	N.C. dynamic braking pole		Standard auxiliary contacts		Catalog number 2-pole	Catalog number 3-pole
500V	600V	DC make	DC break	N.O.	N.C.	2 N.O.	2 N.O. + 1 N.C.

Type EHDB, 2 & 3 pole

220	333	450	285	1	1	EHDB220C2P-ΔL	EHDB220C-ΔL
280	425	565	363	1	1	EHDB280C2P-ΔL	EHDB280C-ΔL
360	556	728	472	1	1	EHDB360C2P-ΔL	EHDB360C-ΔL
520	780	1040	680	1	1	EHDB520C2P-ΔL	EHDB520C-ΔL
650	975	1300	850	1	1	EHDB650C2P-ΔL	EHDB650C-ΔL
800	1200	1600	1050	1	1	EHDB800C2P-ΔL	EHDB800C-ΔL
960	1440	1920	1250	1	1	EHDB960C2P-ΔL	EHDB960C-ΔL

Note: The polarity of the N.C. dynamic braking pole must be respected; 5/L2 (+) – 6/T2 (-).

Coil voltage selection chart (Δ)

Rated control circuit voltage U_c	EHDB220... EHDB360	EHDB520... EHDB960
24V DC	Y	Y
110/50, 110...120/60	1	1
125V DC	Q	Q
208V/60	B	-
480V/60	4	-

Example:

24V DC input voltage: EHDB280C-YL

Replacement parts

EHDB contactors



EHDBCK280-2

Contact kits – 2 Pole, N.O.

Contactor type	Catalog number
DA75	ZL75
EHDB220	EHDBCK220-2
EHDB280	EHDBCK280-2
EHDB360	EHDBCK360-2
EHDB520	EHDBCK520-2
EHDB650	EHDBCK650-2
EHDB800	EHDBCK800-2
EHDB960	EHDBCK960-2



EHDBCK280-NC

N.C. DB Kit only

Contactor size	Contact rating	Auxiliary interlocks	Catalog number
EHDB220	300V	–	EHDBCK220-NC
EHDB280	300V	–	EHDBCK280-NC
EHDB360	300V	–	EHDBCK360-NC
EHDB520	300V	–	EHDBCK520-NC
EHDB650	300V	–	EHDBCK650-NC
EHDB800	300V	–	EHDBCK800-NC
EHDB960	300V	–	EHDBCK960-NC

Contactors and NF contactor relays

Auxiliary contact blocks for AF09 ... AF96



CA4-10



CAL4-11



CA4-22E



CAT4-11E

For contactors	Auxiliary contacts				Type	Order code	Pkg qty	Weight (1 pce)
								kg

Front-mounted instantaneous auxiliary contact blocks

AF09 ... AF96 4-pole NF	1	0	-	-	CA4-10	1SBN010110R1010	1	0.014
	1	0	-	-	CA4-10-T	1SBN010110T1010	10	0.014
	0	1	-	-	CA4-01	1SBN010110R1001	1	0.014
	0	1	-	-	CA4-01-T	1SBN010110T1001	10	0.014
AF09 ... AF16...-30-10	2	2	-	-	CA4-22M	1SBN010140R1122	1	0.055
	3	1	-	-	CA4-31M	1SBN010140R1131	1	0.055
	1	3	-	-	CA4-13M	1SBN010140R1113	1	0.055
	0	4	-	-	CA4-04M	1SBN010140R1104	1	0.055
AF26 ... AF96...-30-00	2	2	-	-	CA4-22E	1SBN010140R1022	1	0.055
AF09 ... AF80...-40-00	3	1	-	-	CA4-31E	1SBN010140R1031	1	0.055
AF09 ... AF80...-22-00	4	0	-	-	CA4-40E	1SBN010140R1040	1	0.055
AF26 ... AF96...-30-00	0	4	-	-	CA4-04E	1SBN010140R1004	1	0.055
AF09 ... AF16...-40-00								
AF40 ... AF80...-40-00								
AF09 ... AF16...-30-01								
4-pole NF	2	2	-	-	CA4-22U	1SBN010140R1322	1	0.055
	3	1	-	-	CA4-31U	1SBN010140R1331	1	0.055
	4	0	-	-	CA4-40U	1SBN010140R1340	1	0.055
	2	2	-	-	CA4-22N	1SBN010140R1222	1	0.055
	3	1	-	-	CA4-31N	1SBN010140R1231	1	0.055
NF...40E	4	0	-	-	CA4-40N	1SBN010140R1240	1	0.055
	1	3	-	-	CA4-13N	1SBN010140R1213	1	0.055
	0	4	-	-	CA4-04N	1SBN010140R1204	1	0.055

Front-mounted auxiliary contact blocks with N.O. leading contact and N.C. lagging contact

AF09 ... AF96	-	-	1	0	CC4-10	1SBN010111R1010	1	0.014
4-pole NF	-	-	0	1	CC4-01	1SBN010111R1001	1	0.014

Note: 1 max CC4-10 and 1 max CC4-01.

CC4-01 use: on each "Accessory fitting details" table, the allowed number of N.C. add-on and built-in contacts including CC4-01, is decreased by one.

Side-mounted instantaneous auxiliary contact blocks

AF09 ... AF96	1	1	-	-	CAL4-11	1SBN010120R1011	1	0.040
NF	1	1	-	-	CAL4-11-T	1SBN010120T1011	10	0.040

Front-mounted instantaneous auxiliary contact and A1/A2 coil terminal blocks

AF09 ... AF16...-30-10	1	1	-	-	CAT4-11M	1SBN010151R1111	1	0.040
AF26 ... AF65...-30-00	1	1	-	-	CAT4-11E	1SBN010151R1011	1	0.040
AF09 ... AF52...-40-00								
AF09 ... AF40...-22-00								
AF09 ... AF16...-30-01	1	1	-	-	CAT4-11U	1SBN010151R1311	1	0.040

For each contactor or contactor relay type, refer to "Accessory fitting details" table.

Note: CAT4 not suitable for AF..Z contactors with DC control voltage 12...20 V DC (coil 20) and 24 V DC (coil 30).

Auxiliary contact blocks



CA4-10K



CA4-22EK



CAL4-11K



CE5-10W

With Push-in Spring terminals

For contactors	Auxiliary contacts		Type	Order code	Pkg qty	Weight (1 pce)
						kg

Front-mounted instantaneous auxiliary contact blocks

AF09 ... AF96, AF09..K ... AF16..K NF	1	0	CA4-10K	1SBN010160R1010	1	0.012
	1	0	CA4-10K-T	1SBN010160T1010	10	0.012
	0	1	CA4-01K	1SBN010160R1001	1	0.012
	0	1	CA4-01K-T	1SBN010160T1001	10	0.012
AF09 ... AF16..-30-10	2	2	CA4-22MK	1SBN010146R1122	1	0.050
	3	1	CA4-31MK	1SBN010146R1131	1	0.050
	1	3	CA4-13MK	1SBN010146R1113	1	0.050
	0	4	CA4-04MK	1SBN010146R1104	1	0.050
	2	2	CA4-22EK	1SBN010146R1022	1	0.050
AF26 ... AF16..-40-00K AF26 ... AF96..-30-00 AF09 ... AF80..-40-00 AF09 ... AF80..-22-00	2	2	CA4-22EK	1SBN010146R1022	1	0.050
	3	1	CA4-31EK	1SBN010146R1031	1	0.050
	4	0	CA4-40EK	1SBN010146R1040	1	0.050
	1	3	CA4-13NK	1SBN010146R1213	1	0.050
4-pole NF	2	2	CA4-22NK	1SBN010146R1222	1	0.050
	3	1	CA4-31NK	1SBN010146R1231	1	0.050
	4	0	CA4-40NK	1SBN010146R1240	1	0.050
NF40E	0	4	CA4-04NK	1SBN010146R1204	1	0.050





Side-mounted instantaneous auxiliary contact blocks

3-pole

AF09 ... AF96, AF09..K ... AF16..K NF	1	1	CAL4-11K	1SBN010134R1011	1	0.030
--	---	---	----------	-----------------	---	-------

Note: for each contactor or contactor relay type, refer to "Accessory fitting details" table.

For severe industrial environments

For contactors	Auxiliary contacts				Type	Order code	Pkg qty	Weight (1 pce)
								kg
AF09 ... AF96 NF	1	0	-	-	CE5-10D0.1	1SBN010015R1010	1	0.020
	0	1	-	-	CE5-01D0.1	1SBN010015R1001	1	0.020
	1	0	-	-	CE5-10D2	1SBN010017R1010	1	0.020
	0	1	-	-	CE5-01D2	1SBN010017R1001	1	0.020
	1	0	-	-	CE5-10W0.1	1SBN010016R1010	1	0.020
	0	1	-	-	CE5-01W0.1	1SBN010016R1001	1	0.020
	1	0	-	-	CE5-10W2	1SBN010018R1010	1	0.020
	0	1	-	-	CE5-01W2	1SBN010018R1001	1	0.020

For each contactor type, refer to "Accessory fitting details" table.

Note: For use with 24 V DC operated AF..Z contactor and NFZ contactor relay (coil 30), please consult your ABB local sales organization.

Auxiliary contact blocks

For AF116 ... AF2850 contactors



CAL19-11



CAL18-11



CEL19



CEL18

For contactors	Auxiliary contacts		Type	Order code	Pkg qty	Weight (1 pce)
	1	2				kg
Side-mounted instantaneous auxiliary contact blocks						
AF116 ... AF370	1	1	CAL19-11	1SFN010820R1011	1	0.040
	1	1	CAL19-11B	1SFN010820R3311	1	0.040
AF400 ... AF2850	1	1	CAL18-11	1SFN010720R1011	2	0.050
	1	1	CAL18-11B	1SFN010720R3311	2	0.050

For each contactor type, refer to "Accessory fitting details" table.

For severe industrial environments

For contactors	Auxiliary contacts		Type	Order code	Pkg qty	Weight (1 pce)
	1	2				kg
Side-mounting instantaneous auxiliary contact blocks						
AF116 ... AF370	1	0	CEL19-10	1SFN010832R1010	1	0.040
	0	1	CEL19-01	1SFN010832R1001	1	0.040
AF400 ... AF2850	1	0	CEL18-10	1SFN010716R1010	1	0.050
	0	1	CEL18-01	1SFN010716R1001	1	0.050

For each contactor type, refer to "Accessory fitting details" table.

Electronic timers



TEF4-ON




TEF4-OFF



TEF4S-ON




TEF4S-OFF

For contactors, contactor relays	Time delay range selected by switch	Delay type	Rated control circuit voltage U _c	Auxiliary contacts 	Type	Order code	Weight Pkg (1 pce)
			V 50/60 Hz or DC				kg
With screw terminals							
AF09 ... AF96 NF	0.1...1 s 1...10 s 10...100 s	ON- delay OFF- delay	24...240 24...240	1 1 1 1	TEF4-ON TEF4-OFF	1SBN020112R1000 1SBN020114R1000	0.065 0.065
With spring terminals							
AF09 ... AF96, AF09..K ... AF16..K NF	0.1...1 s 1...10 s 10...100 s	ON- delay OFF- delay	24...240 24...240	1 1 1 1	TEF4S-ON TEF4S-OFF	1SBN020113R1000 1SBN020115R1000	0.065 0.065

Interlocks



VM4



VM19

Mechanical interlock units


For contactors	Mounting	Type	Order code	Pkg qty	Weight (1 pce) kg
----------------	----------	------	------------	---------	-------------------

Mechanical interlock units for two contactors mounted side by side

AF09 ... AF38...-30-.. AF09 ... AF38...-40-00, AF09..K ... AF16..K		VM4	1SBN030105T1000	10	0.005
AF40 ... AF96-30-.. AF40 ... AF80-40-00		VM96-4	1SBN033405T1000	10	0.006
For same size contactors: AF116 ... AF146 AF190, AF205 AF265 ... AF370		VM19	1SFN030300R1000	1	0.054
AF116 ... AF146 and AF190, AF205		VM140/190	1SFN034403R1000	1	0.088
AF190, AF205 and AF265 ... AF370		VM205/265	1SFN035203R1000	1	0.090
AF265 ... AF370 and AF400 ... AF460		VM370/400	1SFN035403R1000	1	0.100
AF400 ... AF1250	PN.. mounting plate to be ordered separately	VM750H	1SFN035700R1000	1	0.200
AF1350 ... AF2650	Plate included	VM1650H	1SFN036503R1001	1	6.000

Mechanical interlock units for two contactors mounted one above the other

AF400 ... AF1250	Additional plate (not supplied)	VM750V	1SFN035701R1000	1	0.200
------------------	---------------------------------	--------	-----------------	---	-------



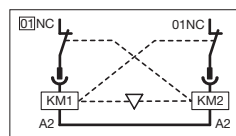
VEM4

Mechanical and electrical interlock sets

For contactors	Auxiliary contacts	Type	Order code	Pkg qty	Weight (1 pce) kg
----------------	--------------------	------	------------	---------	-------------------

Mechanical and electrical interlock set

For same size contactors: AF09 ... AF16...-30-.. AF26 ... AF38...-30-00 AF09, AF16...-40-00 AF26, AF38...-40-00	0 2	VEM4	1SBN030111R1000	1	0.035
---	-----	------	-----------------	---	-------



Fixing clips

AF09 ... AF96, AF09..K ... AF16..K	BB4	1SBN110120W1000	50	0.002
------------------------------------	-----	-----------------	----	-------

Note: VEM4 not suitable for AF..Z contactors with DC control voltage 12...20 V DC (coil 20) and 24 V DC (coil 30).



BB4

Accessories



CB5

Impulse contact blocks

For contactors	Contacts		Type	Order code	Pkg qty	Weight (1 pce)
	1	2				kg
AF09 ... AF96	1	-	CB5-10	1SBN010013R1010	1	0.012
	-	1	CB5-01	1SBN010013R1001	1	0.012



RA4

RA4 interface relays

For contactors ¹	Coil voltages ²	Rated control circuit voltage U _c	Type	Order code	Pkg qty	Weight (1 pce)
	V AC 50/60 Hz ¹	V DC				kg
AF09 ... AF96 NF	24 ... 250	24	RA4	1SBN060100R1000	1	0.040

¹LDC4 additional terminal blocks and CAT4 auxiliary contact blocks not suitable with RA4.

²Main use with contactor coils 41, 11, 12, 13.



WA4

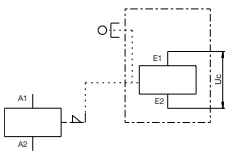
Mechanical latching unit

For contactors and contactor relays	Rated control circuit voltage U _c		Type	Order code	Pkg qty	Weight (1 pce)
	V AC 50/60 Hz	V DC				kg
AF09 ... AF65, 4-pole NF	24...60	24...60	WA4-11	1SBN040100R1011	1	0.080
	48...130	48...130	WA4-12	1SBN040100R1012	1	0.080
	100...250	100...250	WA4-13	1SBN040100R1013	1	0.080
	250...500	250...500	WA4-14	1SBN040100R1014	1	0.080
AF80, AF96	24...60	24...60	WA4-96-11	1SBN040200R1011	1	0.080
	48...130	48...130	WA4-96-12	1SBN040200R1012	1	0.080
	100...250	100...250	WA4-96-13	1SBN040200R1013	1	0.080
	250...500	250...500	WA4-96-14	1SBN040200R1014	1	0.080

Mechanical latching unit for 24 V DC - 500 mA PLC control

AF09 ... AF38, 4-pole NF	-	24	WA4-10	1SBN040100R1010	1	0.080
--------------------------	---	----	--------	-----------------	---	-------

Note: For WA4 accessory use with contactor or contactor relay coil 30, please consult your ABB local sales organization.




Wiring diagram

Other accessories



LDC4



LDC4K



BX4



BX4-CA



BA4



BA5-50



BP38-4



BDT4
For AF09 ... AF65, NF



BDT4
For AF80 ... AF96

For contactors	Type	Order code	Pkg qty	Weight (1 pce) kg
----------------	------	------------	---------	----------------------

Additional coil terminal blocks

With screw terminal

AF09 ... AF96, NF	LDC4	1SBN070156T1000	10	0.010
-------------------	------	-----------------	----	-------

With Push-in Spring terminal

AF09 ... AF96, NF, AF09..K ... AF16..K	LDC4K	1SBN070159T1000	10	0.010
--	-------	-----------------	----	-------

Protective covers

AF09 ... AF96, AF09..K ... AF16..K 1-stack contactors and NF contactor relays	BX4	1SBN110108T1000	10	0.006
4-pole CA4, 2-pole CAT4 auxiliary contact blocks and TEF4 electronic timer	BX4-CA	1SBN110109W1000	50	0.001

Note: BX4 produced since 13045 (day 045 - year 2013) are suitable for AF40 ... AF96.

Function markers AF09 ... AF2850

AF09 ... AF370 contactors, TF thermal overload relays, EF electronic overload relays and MS116, MS132 manual motor starters	BA4	1SNA235156R2700	16	0.011
AF400 ... AF2850 and accessories	BA5-50	1SBN110000R1000	1	0.017

Mounting piece for replacing installed contactors fixed by screws by AF contactors.

From contactor	To contactor				
A26 ... A40, AL26 ... AL40	AF09 ... AF38	BP38-4	1SBN112303T1000	10	0.003
A50 ... A75, AE50 ... AE75, AF50 ... AF75	AF40 ... AF65	BP65-4	1SBN113403T1000	10	0.004
A95, A110, AE95, AE110, F95, AF110	AF80 ... AF96	BP96-4	1SBN113903T1000	10	0.005


Test block

AF09...AF96, NF	BDT4	1SBN110122T1000	10	0.007
-----------------	------	-----------------	----	-------

Other accessories



LT65-30



LT140-30L



LT370-30C



LT460-AC



LT80-40



LT205-40



LD38-4



LK96-4F

Terminal shrouds

For contactors	Type	Order code	Pkg qty	Weight (1 pce) kg
3-pole contactors				
AF40 ... AF65	LT65-30	1SBN123401R1000	1	0.015
AF80, AF96	LT96-30	1SBN123901R1000	1	0.020
AF116 ... AF146, with compression lugs	LT140-30L	1SFN124203R1000	2	0.070
AF190, AF205, with cable clamps	LT205-30C	1SFN124801R1000	2	0.050
AF190, AF205, with compression lugs	LT205-30L	1SFN124803R1000	2	0.220
AF190, AF205, with shorting bar or between contactor and TOL/EOL in DOL starters	LT205-30Y	1SFN124804R1000	1	0.050
AF265 ... AF370, with cable clamps	LT370-30C	1SFN125401R1000	2	0.035
AF265 ... AF370, with compression lugs	LT370-30L	1SFN125403R1000	2	0.280
AF265 ... AF370, with shorting bar or between contactor and TOL/EOL in DOL starters	LT370-30Y	1SFN125404R1000	1	0.075
AF265 ... AF370, for use with extending cable clamps, ATK300/2 and OZXB4	LT370-30D	1SFN125406R1000	1	0.15
AF400, AF460 with cable clamps	LT460-AC	1SFN125701R1000	2	0.100
AF400, AF460 with compression lugs	LT460-AL	1SFN125703R1000	2	0.800
AF580, AF750 with cable clamps	LT750-AC	1SFN126101R1000	2	0.120
AF580, AF1250 with compression lugs	LT750-AL	1SFN126103R1000	2	0.825

4-pole contactors

AF40, AF52	LT52-40	1SBN123402R1000	1	0.020
AF80	LT80-40	1SBN123902R1000	1	0.025
AF116 ... AF140, with compression lugs	LT140-40L	1SFN124203R2000	2	0.090
AF190 ... AF205, with cable clamps	LT205-40C	1SFN124801R2000	2	0.035
AF190 ... AF205, with compression lugs	LT205-40L	1SFN124803R2000	2	0.140
AF265 ... AF370, with cable clamps	LT370-40C	1SFN125401R2000	2	0.040
AF265 ... AF370, with compression lugs	LT370-40L	1SFN125403R2000	2	0.165

Note: With LT65-30, LT96-30, LT52-40, LT80-40, use rigid cables or flexible cables with insulated ferrules including a stripping length \geq 18 mm.

Additional terminal blocks

For contactors	Type	Order code	Pkg qty	Weight (1 pce) kg
AF26 ... AF38	LD38-4	1SBN072308R1000	2	0.070

Terminals for control lead connections

For contactors	Type	Order code	Pkg qty	Weight (1 pce) kg
AF40 ... AF96	LK96-4F	1SBN073452R2000	2	0.005

Note : LK96 not compatible with LT Terminal shrouds

Connections



LW140

Terminal enlargements

For contactors	Dimensions		Type	Order code	Pkg qty	Weight (1 pce) kg
	hole Ø mm	bar mm				

3-pole contactors

AF116 ... AF146	6.5	13 x 3	LW140	1SFN074207R1000	1	0.115
AF190, AF205	10.5	17.5 x 5	LW205	1SFN074807R1000	1	0.260
AF265 ... AF370	10.5	25 x 5	LW370	1SFN075407R1000	1	0.340
AF400, AF460	10.5	25 x 5	LW460	1SFN075707R1000	1	0.730
AF580, AF750	13	40 x 6	LW750	1SFN076107R1000	1	1.230
AF1250	13	50 x 10	LW1250	1SFN076407R1000	1	2.000



LW205-40

4-pole contactors

AF190 ... AF205	10.5	20 x 5	LW205-40	1SFN074807R2000	1	0.306
AF265 ... AF370	10.5	25 x 5	LW370-40	1SFN075407R2000	1	0.540

Terminal extension

For 3-pole contactors	Dimensions		Type	Order code	Pkg qty	Weight (1 pce) kg
	hole Ø mm	bar mm				
AF116 ... AF146	6.5	13 x 3	LX140	1SFN074210R1000	1	0.072
AF190, AF205	8.5	17.5 x 5	LX205	1SFN074810R1000	1	0.180
AF265 ... AF370	10.5	20 x 5	LX370	1SFN075410R1000	1	0.234
AF400, AF460	10.5	25 x 5	LX460	1SFN075710R1000	1	0.500
AF580, AF750	13	40 x 6	LX750	1SFN076110R1000	1	0.850



LX140

Connection sockets

For contactor	Type	Order code	Pkg qty	Weight (1 pce) kg
---------------	------	------------	---------	----------------------

3-pole contactors

AF116 ... AF146	LL146-30	1SFN074211R1000	6	0.102
AF190 ... AF205	LL205-30	1SFN074811R1000	1	0.166
AF265 ... AF370	LL370-30	1SFN075411R1000	1	0.173
AF400 ... AF460	LE460	1SFN075716R1000	6	0.600
AF580 ... AF750	LE750	1SFN076116R1000	6	0.750



4-pole contactors

AF116 ... AF140	LL146-40	1SFN074211R2000	8	0.132
AF190 ... AF205	LL205-40	1SFN074811R2000	2	0.216
AF265 ... AF370	LL370-40	1SFN075411R2000	2	0.224



LL146-30

Connection module

For contactor	Type	Order code	Pkg qty	Weight (1 pce) kg
---------------	------	------------	---------	----------------------

3-pole contactors

AF116 ... AF146	LD146-30	1SFN074208R1000	2	0.165
-----------------	----------	-----------------	---	-------

4-pole contactors

AF116 ... AF140	LD146-40	1SFN074208R2000	2	0.225
-----------------	----------	-----------------	---	-------



LD146-30

Terminal connecting strips and shorting bars



LY16-4



LY185



LH38-4



LF16-4



LG16-4

Types	for connection of "n" poles	with terminal	insulated
LP	n = 2	no	no ¹
LY	n = 2 (secable LY16-4, LY38-4 connecting strips)	no	yes
	n = 3	no	yes ¹
LH	n = 2	yes	no
LF	n = 3	yes	yes
LG	n = 4	yes	yes

¹LP460 ... LP750, LY185 ... LY750 not insulated. Use terminal shrouds.

For contactors	max. nominal continuous current with "n" poles				Cable cross-sectional area	Type	Order code	Pkg qty	Weight (1 pce)
	in parallel			in series					
	2 poles	3 poles	4 poles	2 poles	mm ²				kg
AF09	30	33	–	25	6	LY16-4	1SBN071303T1000	10	0.006
AF12	32	36	–	27					
AF16	34	40	–	30					
AF26	50	60	–	45	10	LY38-4	1SBN072303T1000	10	0.012
AF116 ... AF146	–	240	–	–	–	LY140	1SFN074203R1000	1	0.055
AF190, AF205	–	400	–	–	–	LY185	1SFN074703R1000	1	0.200
AF265 ... AF370	–	670	–	–	–	LY300	1SFN075103R1000	1	0.300
AF400, AF460	–	1000	–	–	–	LY460	1SFN075703R1000	1	0.450
AF580, AF750	–	1650	–	–	–	LY750	1SFN076103R1000	1	0.800
AF190, AF205	300	–	–	–	–	LP185	1SFN074712R1000	2	0.300
AF265 ... AF370	475	–	–	–	–	LP300	1SFN075112R1000	2	0.400
AF400, AF460	725	–	–	–	–	LP460	1SFN075712R1000	2	0.550
AF580, AF750	1200	–	–	–	–	LP750	1SFN076112R1000	2	0.950
AF09	45	–	–	–	10	LH38-4	1SBN072304R1000	2	0.012
AF12	50	–	–	–	10				
AF16	54	–	–	–	16				
AF26	81	–	–	–	25				
AF30, AF38	90	–	–	–	25				
AF09	–	62	–	–	16	LF16-4	1SBN071305R1000	2	0.020
AF12	–	70	–	–	25				
AF16	–	75	–	–	25				
AF26	–	112	–	–	35	LF38-4	1SBN072305R1000	2	0.040
AF30, AF38	–	125	–	–	50				
AF09	–	–	70	–	25	LG16-4	1SBN071306R1000	2	0.025
AF12	–	–	78	–	25				
AF16	–	–	84	–	25				


Connection accessories for starting solutions



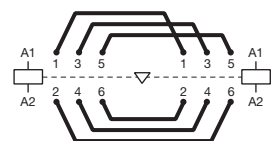
BEA16-4




BPR65-4



BER16-4



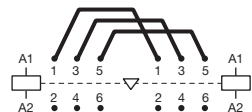
BER, BEM
Reversing connections



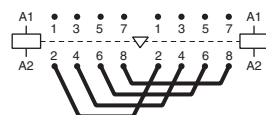
BEP16-30



BEP140-30



BEP, BES
3-pole phase to phase connections



BEP
4-pole changeover connections

Connecting links with manual motor starters

For 3-pole contactors	Manual motor starter	Type	Order code	Pkg qty	Weight (1 pce) kg
AF09 ... AF16	MS116-0.16 ... MS116-25, MS132-0.16... MS132-25	BEA16-4	1SBN081306T1000	10	0.025
AF26 ... AF38	MS116-0.16 ... MS116-16, MS132-0.16 ... MS132-10	BEA26-4	1SBN082306T1000	10	0.025
	MS116-20 ... MS116-32, MS132-12 ... MS132-32	BEA38-4	1SBN082306T2000	10	0.030
AF40 ... AF65	MS165-16 ... MS165-65	BEA65-4	1SBN083406R1000	1	0.090
	MS165-16 ... MS165-65 ¹	BPR65-4 ²	1SBN113405R1000	1	0.014

Note : BEA not suitable for AF..Z contactors with DC control voltage 24 V DC (coil 30).

¹Applicable for MS165 manufactured after week 31, 2016 (date code > 16214).

²Use one BPR65-4 for each contactor AF40 ... AF65.


Connection sets for reversing contactors

For 3-pole contactors	Type	Order code	Pkg qty	Weight (1 pce) kg
AF09 ... AF16	BER16-4	1SBN081311R1000	1	0.045
AF26 ... AF38	BER38-4	1SBN082311R1000	1	0.100
AF40 ... AF65	BER65-4	1SBN083411R1000	1	0.175
AF80, AF96	BER96-4	1SBN083911R1000	1	0.250
AF116 ... AF146	BER140-4	1SFN084211R1000	1	0.615
AF190, AF205	BER205-4	1SFN084811R1000	1	1.237
AF265 ... AF370	BER370-4	1SFN085411R1000	1	2.140
AF400, AF460	BEM460-30	1SFN085701R1000	1	4.400
AF580, AF750	BEM750-30	1SFN086101R1000	1	7.300

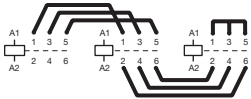
Phase to phase connections

For contactors	Type	Order code	Pkg qty	Weight (1 pce) kg
3-pole contactors				
AF09 ... AF16	BEP16-30	1SBN081314R1000	1	0.025
AF26 ... AF38	BEP38-30	1SBN082314R1000	1	0.050
AF116 ... AF146	BEP140-30	1SFN084214R1000	1	0.320
AF190, AF205	BEP205-30	1SFN084814R1000	1	0.534
AF265 ... AF370	BEP370-30	1SFN085414R1000	1	0.926
AF400, AF460	BES460	1SFN085704R1000	1	2.200
AF580, AF750	BES750	1SFN086104R1000	1	3.700
4-pole contactors				
AF116 ... AF140	BEP140-40	1SFN084214R2000	1	0.420
AF190 ... AF205	BEP205-40	1SFN084814R2000	1	0.710
AF265 ... AF370	BEP370-40	1SFN085414R2000	1	1.230

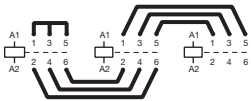
Connection sets for star-delta starter



BEY16-4




AF09 ... AF370
Line-delta-star connection



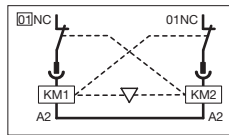
AF400 ... AF750
Star-delta-line connection

For 3-pole line, delta & star contactors	Interlock unit between delta & star contactors	Type	Order code	Pkg qty	Weight (1 pce) kg
AF09 ... AF16	With or without VM4 or VEM4	BEY16-4	1SBN081313R2000	1	0.050
AF26 ... AF38	With or without VM4 or VEM4	BEY38-4	1SBN082713R2000	1	0.110
AF40 ... AF65	With or without VM96-4	BEY65-4	1SBN083413R2000	1	0.200
AF80, AF96	With or without VM96-4	BEY96-4	1SBN083913R2000	1	0.250
AF116 ... AF146	With or without VM19	BEY140-4	1SFN084413R1000	1	1.040
AF190 ... AF205 (line and delta) AF116 ... AF146 (star)	With or without VM140/190	BEY190-4	1SFN084813R1000	1	1.154
AF190, AF205	With or without VM19	BEY205-4	1SFN085213R1000	1	1.205
AF265 ... AF370 (line and delta) AF190 ... AF205 (star)	With or without VM205/265	BEY265-4	1SFN085413R1000	1	2.020
AF265 ... AF370	With or without VM19	BEY370-4	1SFN085813R1000	1	2.110
AF400 ... AF460	With or without VM750H	BED460	1SFN085703R1000	1	4.700
AF580 ... AF750 (line and delta) AF400 ... AF460 (star)	With or without VM750H	BED580	1SFN085903R1000	1	6.300
AF580 ... AF750	With or without VM750H	BED750	1SFN086103R1000	1	7.700

Connection accessories for starting solutions- with Push-in Spring terminals



VEM4K



BEA16-4K1

For contactors	Auxiliary contacts	Type	Order code	Pkg qty	Weight (1 pce)
					kg
Mechanical and electrical interlock set¹					
AF09..K ... AF16..K	0 2	VEM4K	1SBN030113R1000	1	0.030
AF26..K ... AF38..K					

Note: - VEM4K includes a VM4 mechanical interlock unit with 2 fixing clips (BB4), a VE4K electrical interlock block with A2 - A2 connection.
 - VE4K block must be used with A2-A2 connection to respect the electrical connection diagram.
 - VEM4K not suitable for AF..Z contactors with DC control voltage 12 ... 20 V DC (coil 20 and 24 V DC (coil 30)).
 For product availability, please consult your ABB local sales organization.

Connecting links with manual motor starters¹

AF09..K ... AF16..K with MS132-0.16K... MS132-25K	BEA16-4K1	1SBN081324T1000	10	0.052
AF26..K ... AF38..K with MS132-0.16K... MS132-32K	BEA38-4K1	1SBN082324T1000	10	0.057

¹For product availability, please consult your ABB local sales organization.

Note: BEA not suitable for AF..Z contactors with DC control voltage 24 V DC (coil 30).

Connection bars



BEA140/XT2



BEA205/T4



BEA370/T5

For 3-pole contactors	MCCB	Type	Order code	Pkg qty	Weight (1 pce) kg
-----------------------	------	------	------------	---------	-------------------

Vertical assembly

AF116 ... AF146	XT2	BEA140/XT2	1SFN084206R1000	1	0.058
AF116 ... AF146	XT3	BEA140/XT3	1SFN084206R1002	1	0.070
AF116 ... AF146	XT4	BEA140/XT4	1SFN084206R1001	1	0.068
AF190, AF205	XT4	BEA205/XT4	1SFN084806R1000	1	0.200
AF190, AF205	T4	BEA205/T4	1SFN084806R1001	1	0.190
AF265 ... AF370	T5	BEA370/T5	1SFN085406R1000	1	0.350
AF400 ... AF750	T6	BEA750/T6	1SFN086106R1000	1	0.410
AF400 ... AF750	T5	BEA750/T5	1SFN086106R1001	1	0.410

Vertical assembly with control wire terminals

(also suitable when using busbar kits for starter combinations)

AF400 ... AF750	T5	BEA750D/T5	1SFN086106R1003	1	0.720
AF400 ... AF750	T6	BEA750D/T6	1SFN086106R1002	1	0.720

Horizontal assembly

(also suitable when using busbar kits for starter combinations)

AF400, AF460	T6/XT6	BEA460H/S6	1SFN085907R1000	1	2.450
--------------	--------	------------	-----------------	---	-------

Connection bars between contactors and switch fuse

For 3-pole contactors	Switch fuse	Type	Order code	Pkg qty	Weight (1 pce) kg
-----------------------	-------------	------	------------	---------	-------------------

Vertical assembly


AF400, AF460	OESA400	BEF460/OESA400	1SFN085708R1000	1	0.340
AF460 ... AF750	OESA630 to OESA800	BEF750/OESA800	1SFN086108R1000	1	0.740

Horizontal assembly

AF400, AF460	OESA400...LR	OESA460H/OESA400	1SFN085709R1000	1	1.250
--------------	--------------	------------------	-----------------	---	-------

Note: The BEF connection bars provided for the A145 ... A300 contactors can be used for the AF145 ... AF300 contactors.

Adapter plates



PR146-1

From contactors	To contactor	Type	Order code	Pkg qty	Weight (1 pce) kg
A95, AF95, A110, AF110	AF116, AF140, AF146	PR146-1	1SFN094200R1000	1	0.300
EH150, EH160, EH175, EH210, EG160	AF190, AF205	PR210-1	1SFN094900R1000	1	0.440
EH250, EH260, EH300	AF265, AF305, AF370	PR300-1	1SFN095300R1000	1	0.560
EH370, EH550, EG315	AF400, AF460, AF580	PR460-1	1SFN095700R1000	1	0.900
EH700, EH800	AF750	PR750-1	1SFN096100R1000	1	0.500
OKYM150, OKYM175	AF190	PR185-2	1SFN095100R1001	1	0.500
OKYM200, OKYM250	AF265, AF305, AF370	PR300-2	1SFN095300R1001	1	0.500
OKYM315	AF400, AF460	PR400-2	1SFN095700R1002	1	0.820
OKYM400	AF400, AF460	PR460-2	1SFN095700R1001	1	0.800
OKYM500	AF580	PR580-2	1SFN096100R1002	1	0.700
EH550, EG630, OKYM630	AF580, AF750	PR750-2	1SFN096100R1001	1	1.100

Low Voltage Ride Through (LVRT) modules



RU19/120

For contactor	Rated control circuit voltage Uc	Type	Order code	Weight Pkg (1 pce)
	V 50/60 Hz			kg
AF116 ... AF370 use coil 33 AF400 ... AF1250 use coil 69	110...120	RU19/120	1SFN170801R1001	0.400
AF116 ... AF370 use coil 33 AF400 ... AF1250 use coil 70	230...240	RU19/240	1SFN170801R1002	0.400

Contactors and NFC contactor relays

Auxiliary contact blocks for AFC09 ... AFC38



CA4-10



CAL4-11



CA4-22E



CAT4-11E

For contactors	Auxiliary contacts				Type	Order code	Pkg qty	Weight
								(1 pce)
								kg
Front-mounted instantaneous auxiliary contact blocks								
AFC09 ... AFC38 4-pole NFC	1	0	-	-	CA4-10	1SBN010110R1010	1	0.014
	1	0	-	-	CA4-10-T	1SBN010110T1010	10	0.014
	0	1	-	-	CA4-01	1SBN010110R1001	1	0.014
	0	1	-	-	CA4-01-T	1SBN010110T1001	10	0.014
AFC09 ... AFC16-30-10	2	2	-	-	CA4-22M	1SBN010140R1122	1	0.055
	3	1	-	-	CA4-31M	1SBN010140R1131	1	0.055
	1	3	-	-	CA4-13M	1SBN010140R1113	1	0.055
	0	4	-	-	CA4-04M	1SBN010140R1104	1	0.055
AFC26 ... AFC38-30-00 AFC09 ... AFC38-40-00	2	2	-	-	CA4-22E	1SBN010140R1022	1	0.055
	3	1	-	-	CA4-31E	1SBN010140R1031	1	0.055
AFC09 ... AFC38-22-00 AFC26 ... AFC38-30-00 AFC09 ... AFC16-40-00	4	0	-	-	CA4-40E	1SBN010140R1040	1	0.055
	0	4	-	-	CA4-04E	1SBN010140R1004	1	0.055
AFC09 ... AFC16-30-01	2	2	-	-	CA4-22U	1SBN010140R1322	1	0.055
	3	1	-	-	CA4-31U	1SBN010140R1331	1	0.055
	4	0	-	-	CA4-40U	1SBN010140R1340	1	0.055
	2	2	-	-	CA4-22N	1SBN010140R1222	1	0.055
4-pole NFC	3	1	-	-	CA4-31N	1SBN010140R1231	1	0.055
	4	0	-	-	CA4-40N	1SBN010140R1240	1	0.055
	1	3	-	-	CA4-13N	1SBN010140R1213	1	0.055
NFC..40E	0	4	-	-	CA4-04N	1SBN010140R1204	1	0.055
Front-mounted auxiliary contact blocks with N.O. leading contact and N.C. lagging contact								
AFC09 ... AFC38 4-pole NFC	-	-	1	0	CC4-10	1SBN010111R1010	1	0.014
	-	-	0	1	CC4-01	1SBN010111R1001	1	0.014
Note: 1 max CC4-10 and 1 max CC4-01. CC4-01 use: on each "Accessory fitting details" table, the allowed number of N.C. add-on and built-in contacts including CC4-01, is decreased by one.								
Side-mounted instantaneous auxiliary contact blocks								
AFC09 ... AFC38 NFC	1	1	-	-	CAL4-11	1SBN010120R1011	1	0.040
	1	1	-	-	CAL4-11-T	1SBN010120T1011	10	0.040
Front-mounted instantaneous auxiliary contact and A1/A2 coil terminal blocks								
AFC09 ... AFC16-30-10	1	1	-	-	CAT4-11M	1SBN010151R1111	1	0.040
AFC26 ... AFC38-30-00 AFC09 ... AFC38-40-00 AFC09 ... AFC38-22-00	1	1	-	-	CAT4-11E	1SBN010151R1011	1	0.040
AFC09 ... AFC16-30-01	1	1	-	-	CAT4-11U	1SBN010151R1311	1	0.040

For each contactor or contactor relay type, refer to "Accessory fitting details" table.

Auxiliary contact blocks with Push-in Spring terminals



CA4-10K



CA4-22EK



CAL4-11K

For contactors	Auxiliary contacts 		Type	Order code	Pkg qty	Weight (1 pce) kg
Front-mounted instantaneous auxiliary contact blocks						
AFC09 ... AFC38 NFC	1	0	CA4-10K	1SBN010160R1010	1	0.012
	1	0	CA4-10K-T	1SBN010160T1010	10	0.012
	0	1	CA4-01K	1SBN010160R1001	1	0.012
	0	1	CA4-01K-T	1SBN010160T1001	10	0.012
AFC09 ... AFC16..-30-10	2	2	CA4-22MK	1SBN010146R1122	1	0.050
	3	1	CA4-31MK	1SBN010146R1131	1	0.050
	1	3	CA4-13MK	1SBN010146R1113	1	0.050
	0	4	CA4-04MK	1SBN010146R1104	1	0.050
AFC26 ... AFC38..-30-00 AFC09 ... AFC38..-40-00 AFC09 ... AFC38..-22-00	2	2	CA4-22EK	1SBN010146R1022	1	0.050
	3	1	CA4-31EK	1SBN010146R1031	1	0.050
	4	0	CA4-40EK	1SBN010146R1040	1	0.050
	1	3	CA4-13NK	1SBN010146R1213	1	0.050
4-pole NFC	2	2	CA4-22NK	1SBN010146R1222	1	0.050
	3	1	CA4-31NK	1SBN010146R1231	1	0.050
	4	0	CA4-40NK	1SBN010146R1240	1	0.050
NFC40E	0	4	CA4-04NK	1SBN010146R1204	1	0.050
Side-mounted instantaneous auxiliary contact blocks						
3-pole						
AFC09 ... AFC38 NFC	1	1	CAL4-11K	1SBN010134R1011	1	0.030

Note: for each contactor or contactor relay type, refer to "Accessory fitting details" table.

Auxiliary contact blocks for severe industrial environments

For AFC09 ... AFC38 contactors



CE5-10W

For contactors	Auxiliary contacts				Type	Order code	Pkg qty	Weight
	1	0	-	-				(1 pce)
AFC09 ... AFC38 NFC	1	0	-	-	CE5-10D0.1	1SBN010015R1010	1	0.020
	0	1	-	-	CE5-01D0.1	1SBN010015R1001	1	0.020
	1	0	-	-	CE5-10D2	1SBN010017R1010	1	0.020
	0	1	-	-	CE5-01D2	1SBN010017R1001	1	0.020
	1	0	-	-	CE5-10W0.1	1SBN010016R1010	1	0.020
	0	1	-	-	CE5-01W0.1	1SBN010016R1001	1	0.020
	1	0	-	-	CE5-10W2	1SBN010018R1010	1	0.020
	0	1	-	-	CE5-01W2	1SBN010018R1001	1	0.020

(1) For each contactor type, refer to "Accessory fitting details" table.

Electronic timers



TEF4-ON



TEF4-OFF




TEF4S-ON



TEF4S-OFF

For contactors, contactor relays	Time delay range selected by switch	Delay type	Rated control circuit voltage U _c	Auxiliary contacts		Type	Order code	Weight Pkg (1 pce)
			V 50/60 Hz or DC	1	1			kg
With screw terminals								
AFC09 ... AFC38 NF	0.1...1 s	ON-delay	24...240	1	1	TEF4-ON	1SBN020112R1000	0.065
	1...10 s 10...100 s	OFF-delay	24...240	1	1	TEF4-OFF	1SBN020114R1000	0.065
With spring terminals								
AFC09 ... AFC38 NF	0.1...1 s	ON-delay	24...240	1	1	TEF4S-ON	1SBN020113R1000	0.065
	1...10 s 10...100 s	OFF-delay	24...240	1	1	TEF4S-OFF	1SBN020115R1000	0.065

Interlocks




VM4

Mechanical interlock units

For contactors	Mounting	Type	Order code	Pkg qty	Weight (1 pce) kg
----------------	----------	------	------------	---------	-------------------

Mechanical interlock units for two contactors mounted side by side

AFC09 ... AFC38..-30-..	-	VM4	1SBN030105T1000	10	0.005
AFC09 ... AFC38..-40-00					



VEM4

Mechanical and electrical interlock sets

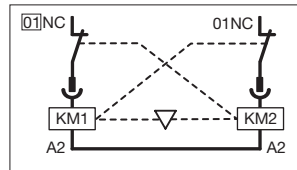
For contactors	Auxiliary contacts	Type	Order code	Pkg qty	Weight (1 pce) kg

Mechanical and electrical interlock set

For same size contactors:					
AFC09 ... AFC16..-30-..	0 2	VEM4	1SBN030111R1000	1	0.035
AFC26 ... AFC38..-30-00					
AFC09, AFC16..-40-00					
AFC26, AFC38..-40-00					

Fixing clips

AFC09 ... AFC38	BB4	1SBN110120W1000	50	0.002
-----------------	-----	-----------------	----	-------



BB4

Impulse contact blocks



CB5

For contactors	Contacts		Type	Order code	Pkg qty	Weight (1 pce)
	1	-				kg
AFC09 ... AFC38	1	-	CB5-10	1SBN010013R1010	1	0.012
	-	1	CB5-01	1SBN010013R1001	1	0.012

Surge suppressors for contactor coils



RV4-1/50

For contactors	Rated control circuit voltage U _c	Type	Order code	Pkg qty	Weight (1 pce)
	V AC				kg
AFC09 ... AFC38	24...50	RV4-1/50	1SBN050400R1000	2	0.015
	50...130	RV4-1/130	1SBN050400R1001	2	0.015
	110...260	RV4-1/260	1SBN050400R1002	2	0.015
AFC09 ... AFC38	24...50	RC4-1/50	1SBN050410R1000	2	0.015
	50...130	RC4-1/130	1SBN050410R1001	2	0.015
	110...260	RC4-1/260	1SBN050410R1002	2	0.015

Note : The use of a surge suppressor will modify the operating time of the contactor or contactor relay. For more information about product availability or technical data, please consult ABB sales support team.




RC4-1/50

Other accessories



LDC4



LDC4K



BX4



BX4-CA



BP38-4

BDT4
For AFC09 ... AFC38, NFC

LD38-4

For contactors	Type	Order code	Pkg qty	Weight (1 pce) kg
----------------	------	------------	---------	-------------------

Additional coil terminal blocks

With screw terminal

AFC09 ... AFC38, NFC	LDC4	1SBN070156T1000	10	0.010
----------------------	------	-----------------	----	-------

With Push-in Spring terminal

AFC09 ... AFC38, NFC	LDC4K	1SBN070159T1000	10	0.010
----------------------	-------	-----------------	----	-------

Protective covers

AFC09 ... AFC38 1-stack contactors and NFC contactor relays	BX4	1SBN110108T1000	10	0.006
4-pole CA4, 2-pole CAT4 auxiliary contact blocks and TEF4 electronic timer	BX4-CA	1SBN110109W1000	50	0.001

For contactors	Type	Order code	Pkg qty	Weight (1 pce) kg
----------------	------	------------	---------	-------------------

Mounting piece for replacing installed contactors fixed by screws by AF contactors.

From contactor	To contactor	Type	Order code	Pkg qty	Weight (1 pce) kg
A26 ... A40, AL26 ... AL40	AFC09 ... AFC38	BP38-4	1SBN112303T1000	10	0.003

Test block

AFC09...AFC38, NFC	BDT4	1SBN110122T1000	10	0.007
--------------------	------	-----------------	----	-------

Additional terminal blocks

For contactors	Type	Order code	Pkg qty	Weight (1 pce) kg
AFC26 ... AFC38	LD38-4	1SBN072308R1000	2	0.070

Terminal connecting strips and shorting bars



LY16-4



LH38-4



LF16-4



LG16-4

Types	for connection of "n" poles	with terminal	insulated
LP	n = 2	no	no ¹
LY	n = 2 (secable LY16-4, LY38-4 connecting strips)	no	yes
	n = 3	no	yes ¹
LH	n = 2	yes	no
LF	n = 3	yes	yes
LG	n = 4	yes	yes

¹LP460 ... LP750, LY185 ... LY750 not insulated. Use terminal shrouds.

For contactors	max. nominal continuous current with "n" poles				Cable cross-sectional area	Type	Order code	Pkg qty	Weight (1 pce)
	in parallel			in series					
	2 poles	3 poles	4 poles	2 poles	mm ²				
AFC09	30	33	-	25	6	LY16-4	1SBN071303T1000	10	0.006
AFC12	32	36	-	27					
AFC16	34	40	-	30					
AFC26	50	60	-	45	10	LY38-4	1SBN072303T1000	10	0.012
AFC09	45	-	-	-	10	LH38-4	1SBN072304R1000	2	0.012
AFC12	50	-	-	-	10				
AFC16	54	-	-	-	16				
AFC26	81	-	-	-	25				
AFC30, AFC38	90	-	-	-	25				
AFC09	-	62	-	-	16	LF16-4	1SBN071305R1000	2	0.020
AFC12	-	70	-	-	25				
AFC16	-	75	-	-	25				
AFC26	-	112	-	-	35	LF38-4	1SBN072305R1000	2	0.040
AFC30, AFC38	-	125	-	-	50				
AFC09	-	-	70	-	25	LG16-4	1SBN071306R1000	2	0.025

Spare parts contactors

Contactor coils, main contact sets and arc chutes



ZAF1650

Contactor coils

For contactors	Rated control circuit voltage Uc min. ... Uc max.		Type	Order code	Pkg qty	Weight (1 pce) kg
	V 50/60 Hz	V DC				
AF400, AF460	-	24...60	ZAF460	1SFN155770R6806	1	0.525
	48...130	48...130	ZAF460	1SFN155770R6906	1	0.525
	100...250	100...250	ZAF460	1SFN155770R7006	1	0.525
	250...500	250...500	ZAF460	1SFN155770R7106	1	0.525
AF580 ... AF1250	-	24...60	ZAF750	1SFN156170R6806	1	1.335
	48...130	48...130	ZAF750	1SFN156170R6906	1	1.335
	100...250	100...250	ZAF750	1SFN156170R7006	1	1.335
	250...500	250...500	ZAF750	1SFN156170R7106	1	1.335
AF1350 ... AF2050	100...250	100...250	ZAF1650 ¹	1SFN156570R7026	1 set	0.900
			ZP1650 ²	1SFN166521R1070	1	0.300
AF2650	100...250	100...250	ZAF2650 ¹	1SFN156670R7026	1 set	0.900
			ZP2650 ²	1SFN166621R1070	1	0.300

ZAF460, ZAF750 : printed circuit board included.

¹One set of two coil.


²Printed circuit board.

Main contact sets

For contactors	Type	Order code	Pkg qty	Weight (1 pce) kg	
3-pole contactors					
AF116	ZL116	1SFN164203R1000	1	0.410	
AF140	ZL140	1SFN164403R1000	1	0.410	
AF146	ZL146	1SFN164603R1000	1	0.410	
AF190	ZL190	1SFN164803R1000	1	1.093	
AF205	ZL205	1SFN165203R1000	1	1.093	
AF265	ZL265	1SFN165403R1000	1	2.010	
AF305	ZL305	1SFN165803R1000	1	2.010	
AF370	ZL370	1SFN166003R1000	1	2.010	
AF400	ZL400	1SFN165703R1000	1	1.320	
AF460	ZL460	1SFN165903R1000	1	1.320	
AF580	ZL580	1SFN166103R1000	1	1.840	
AF750	ZL750	1SFN166303R1000	1	1.840	
AF1250	ZL1250	1SFN166403R1000	1	1.840	
AF1350	For contactors produced before 2014-01-13, with serial number before 1S16010051403xxxx	ZL1350	1SFN166503R1000	1	2.500
	For contactors produced since 2014-01-13, with serial number above 1S16010051403xxxx	ZL1350-1	1SFN166503R1001	1	4.500
AF1650	For contactors produced before 2014-01-13, with serial number before 1S16010051403xxxx	ZL1650	1SFN166703R1000	1	3.500
	For contactors produced since 2014-01-13, with serial number above 1S16010051403xxxx	ZL1650-1	1SFN166703R1001	1	4.500
AF2050	For contactors produced before 2014-01-13, with serial number before 1S16010051403xxxx	ZL2050	1SFN167003R1000	1	3.500
	For contactors produced since 2014-01-13, with serial number above 1S16010051403xxxx	ZL2050-1	1SFN167003R1001	1	4.500
AF2650 ³	ZL2650	1SFN166603R1000	1	1.200	
4-pole contactors					
AF116	ZLT116	1SFN164204R1000	1	0.435	
AF140	ZLT140	1SFN164404R1000	1	0.435	
AF190	ZLT190	1SFN164804R1000	1	2.038	
AF205	ZLT205	1SFN165204R1000	1	2.038	
AF265	ZLT265	1SFN165404R1000	1	2.222	
AF305	ZLT305	1SFN165804R1000	1	2.222	
AF370	ZLT370	1SFN166004R1000	1	2.222	

³Does not include fixed contacts and screws.

Note: Only suitable for AF116...AF370 contactors "Made in Sweden" produced after 2018-09-01 (010918).



ZL1650

Spare parts contactors

Contactor coils, main contact sets and arc chutes

Contactor coil modules

	Rated control circuit		Type	Order code	Pkg qty	Weight (1 pce) kg
	Voltage Uc V 50/60Hz	V DC				
3-pole contactors						
AF116	24...60	20...60	ZAF116-11	1SFN154270R1106	1	0.324
	48...130	48...130	ZAF116-12	1SFN154270R1206	1	0.313
	100...250	100...250	ZAF116-13	1SFN154270R1306	1	0.288
	250...500	250...500	ZAF116-14	1SFN154270R1406	1	0.040
AF140	24...60	20...60	ZAF140-11	1SFN154470R1106	1	0.324
	48...130	48...130	ZAF140-12	1SFN154470R1206	1	0.313
	100...250	100...250	ZAF140-13	1SFN154470R1306	1	0.288
	250...500	250...500	ZAF140-14	1SFN154470R1406	1	0.298
AF146	24...60	20...60	ZAF146-11	1SFN154670R1106	1	0.324
	48...130	48...130	ZAF146-12	1SFN154670R1206	1	0.313
	100...250	100...250	ZAF146-13	1SFN154670R1306	1	0.288
	250...500	250...500	ZAF146-14	1SFN154670R1406	1	0.298
AF19, AF205	24...60	20...60	ZAF205-11	1SFN154870R1106	1	0.856
	48...130	48...130	ZAF205-12	1SFN154870R1206	1	0.831
	100...250	100...250	ZAF205-13	1SFN154870R1306	1	0.823
	250...500	250...500	ZAF205-14	1SFN154870R1406	1	0.818
AF265, AF305, AF370	24...60	20...60	ZAF370-11	1SFN155470R1106	1	1.262
	48...130	48...130	ZAF370-12	1SFN155470R1206	1	1.316
	100...250	100...250	ZAF370-13	1SFN155470R1306	1	1.036
	250...500	250...500	ZAF370-14	1SFN155470R1406	1	1.006
AF400, AF460	-	24...60	ZAF460	1SFN155770R6806	1	0.525
	48...130	48...130	ZAF460	1SFN155770R6906	1	0.525
	100...250	100...250	ZAF460	1SFN155770R7006	1	0.525
	250...500	250...500	ZAF460	1SFN155770R7106	1	0.525
AF580 ... AF1250	-	24...60	ZAF750	1SFN156170R6806	1	1.335
	48...130	48...130	ZAF750	1SFN156170R6906	1	1.335
	100...250	100...250	ZAF750	1SFN156170R7006	1	1.335
	250...500	250...500	ZAF750	1SFN156170R7106	1	1.335
AF1350 ... AF2050	100...250	100...250	ZAF1650 ¹	1SFN156570R7026	1 set	0.900
			ZP1650 ²	1SFN166521R1070	1	0.300
AF2650	100...250	100...250	ZAF2650 ¹	1SFN156670R7026	1 set	0.900
			ZP2650 ²	1SFN166621R1070	1	0.300
3-pole contactors with built-in PLC interface						
AF116	100...250	100...250	ZAF116-33	1SFN154270R3306	1	0.310
	250...500	250...500	ZAF116-34	1SFN154270R3406	1	0.324
AF140	100...250	100...250	ZAF140-33	1SFN154470R3306	1	0.310
	250...500	250...500	ZAF140-34	1SFN154470R3406	1	0.324
AF146	100...250	100...250	ZAF146-33	1SFN154670R3306	1	0.310
	250...500	250...500	ZAF146-34	1SFN154670R3406	1	0.324
AF190	100...250	100...250	ZAF190-33	1SFN154870R3306	1	0.893
	250...500	250...500	ZAF190-34	1SFN154870R3406	1	0.878
AF205	100...250	100...250	ZAF205-33	1SFN155270R3306	1	0.893
	250...500	250...500	ZAF205-34	1SFN155270R3406	1	0.878
AF265	100...250	100...250	ZAF265-33	1SFN155470R3306	1	1.124
	250...500	250...500	ZAF265-34	1SFN155470R3406	1	1.094
AF305	100...250	100...250	ZAF305-33	1SFN155870R3306	1	1.124
	250...500	250...500	ZAF305-34	1SFN155870R3406	1	1.094
AF370	100...250	100...250	ZAF370-33	1SFN156070R3306	1	1.124
	250...500	250...500	ZAF370-34	1SFN156070R3406	1	1.094

Note: Only suitable for AF116...AF370 contactors "Made in Sweden" produced after 2018-09-01 (010918).

¹One set of two coil.

²Printed circuit board.

Spare parts contactors

Contactor coils, main contact sets and arc chutes

Contactor coil modules

	Rated control circuit		Type	Order code	Pkg qty	Weight (1 pce) kg
	Voltage U _c					
	V 50/60Hz	V DC				
4-pole contactors						
AF116	24...60	20...60	ZAF116-40-11	1SFN154270R1146	1	0.340
	48...130	48...130	ZAF116-40-12	1SFN154270R1246	1	0.331
	100...250	100...250	ZAF116-40-13	1SFN154270R1346	1	0.308
	250...500	250...500	ZAF116-40-14	1SFN154270R1446	1	0.320
AF140	24...60	20...60	ZAF140-40-11	1SFN154470R1146	1	0.340
	48...130	48...130	ZAF140-40-12	1SFN154470R1246	1	0.331
	100...250	100...250	ZAF140-40-13	1SFN154470R1346	1	0.308
	250...500	250...500	ZAF140-40-14	1SFN154470R1446	1	0.320
AF190, AF205	24...60	20...60	ZAF205-40-11	1SFN154870R1146	1	0.864
	48...130	48...130	ZAF205-40-12	1SFN154870R1246	1	0.841
	100...250	100...250	ZAF205-40-13	1SFN154870R1346	1	0.839
	250...500	250...500	ZAF205-40-14	1SFN154870R1446	1	0.834
AF265, AF305, AF370	24...60	20...60	ZAF370-40-11	1SFN155470R1146	1	1.272
	48...130	48...130	ZAF370-40-12	1SFN155470R1246	1	1.328
	100...250	100...250	ZAF370-40-13	1SFN155470R1346	1	1.052
	250...500	250...500	ZAF370-40-14	1SFN155470R1446	1	1.032

Note: Only suitable for AF116...AF370 contactors "Made in Sweden" produced after 2018-09-01 (010918).

Electronic Modules

	Rated control circuit		Type	Order code	Pkg qty	Weight (1 pce) kg
	Voltage U _c					
	V 50/60Hz	V DC				
3-pole contactors						
AF116	24...60	20...60	ZP116-11	1SFN164223R1011	1	0.133
	48...130	48...130	ZP116-12	1SFN164223R1012	1	0.131
	100...250	100...250	ZP116-13	1SFN164223R1013	1	0.133
	250...500	250...500	ZP116-14	1SFN164223R1014	1	0.143
AF140	24...60	20...60	ZP140-11	1SFN164423R1011	1	0.133
	48...130	48...130	ZP140-12	1SFN164423R1012	1	0.131
	100...250	100...250	ZP140-13	1SFN164423R1013	1	0.133
	250...500	250...500	ZP140-14	1SFN164423R1014	1	0.143
AF146	24...60	20...60	ZP146-11	1SFN164623R1011	1	0.133
	48...130	48...130	ZP146-12	1SFN164623R1012	1	0.131
	100...250	100...250	ZP146-13	1SFN164623R1013	1	0.133
	250...500	250...500	ZP146-14	1SFN164623R1014	1	0.143
AF190, AF205	24...60	20...60	ZP205-11	1SFN164823R1011	1	0.610
	48...130	48...130	ZP205-12	1SFN164823R1012	1	0.610
	100...250	100...250	ZP205-13	1SFN164823R1013	1	0.610
	250...500	250...500	ZP205-14	1SFN164823R1014	1	0.620
AF265, AF305, AF370	24...60	20...60	ZP370-11	1SFN165423R1011	1	0.696
	48...130	48...130	ZP370-12	1SFN165423R1012	1	0.704
	100...250	100...250	ZP370-13	1SFN165423R1013	1	0.694
	250...500	250...500	ZP370-14	1SFN165423R1014	1	0.694

3-pole contactors with built-in PLC interface

AF116	100...250	100...250	ZP116-33	1SFN164223R1033	1	0.155
	250...500	250...500	ZP116-34	1SFN164223R1034	1	0.169
AF140	100...250	100...250	ZP140-33	1SFN164423R1033	1	0.155
	250...500	250...500	ZP140-34	1SFN164423R1034	1	0.169
AF146	100...250	100...250	ZP146-33	1SFN164623R1033	1	0.155
	250...500	250...500	ZP146-34	1SFN164623R1034	1	0.169
AF190	100...250	100...250	ZP190-33	1SFN164823R1033	1	0.680
	250...500	250...500	ZP190-34	1SFN164823R1034	1	0.680
AF205	100...250	100...250	ZP205-33	1SFN165223R1033	1	0.680
	250...500	250...500	ZP205-34	1SFN165223R1034	1	0.680
AF265	100...250	100...250	ZP265-33	1SFN165423R1033	1	0.782
	250...500	250...500	ZP265-34	1SFN165423R1034	1	0.782
AF305	100...250	100...250	ZP305-33	1SFN165823R1033	1	0.782
	250...500	250...500	ZP305-34	1SFN165823R1034	1	0.782
AF370	100...250	100...250	ZP370-33	1SFN166023R1033	1	0.782
	250...500	250...500	ZP370-34	1SFN166023R1034	1	0.782

Note: Only suitable for AF116...AF370 contactors "Made in Sweden" produced after 2018-09-01 (010918).

Spare parts contactors

Contactor coils, main contact sets and arc chutes

Electronic Modules

	Rated control circuit		Type	Order code	Pkg qty	Weight (1 pce) kg
	Voltage Uc					
	V 50/60Hz	V DC				
4-pole contactors						
AF116	24...60	20...60	ZPT116-11	1SFN164224R1011	1	0.149
	48...130	48...130	ZPT116-12	1SFN164224R1012	1	0.149
	100...250	100...250	ZPT116-13	1SFN164224R1013	1	0.153
	250...500	250...500	ZPT116-14	1SFN164224R1014	1	0.165
AF140	24...60	20...60	ZPT140-11	1SFN164424R1011	1	0.149
	48...130	48...130	ZPT140-12	1SFN164424R1012	1	0.149
	100...250	100...250	ZPT140-13	1SFN164424R1013	1	0.153
	250...500	250...500	ZPT140-14	1SFN164424R1014	1	0.165
AF190, AF205	24...60	20...60	ZPT205-11	1SFN165224R1011	1	0.618
	48...130	48...130	ZPT205-12	1SFN165224R1012	1	0.620
	100...250	100...250	ZPT205-13	1SFN165224R1013	1	0.626
	250...500	250...500	ZPT205-14	1SFN165224R1014	1	0.636
AF265, AF305, AF370	24...60	20...60	ZPT370-11	1SFN166024R1011	1	0.706
	48...130	48...130	ZPT370-12	1SFN166024R1012	1	0.716
	100...250	100...250	ZPT370-13	1SFN166024R1013	1	0.710
	250...500	250...500	ZPT370-14	1SFN166024R1014	1	0.720

Note: Only suitable for AF116...AF370 contactors "Made in Sweden" produced after 2018-09-01 (010918).

Arc chutes

For contactors	Type	Order code	Pkg qty	Weight (1 pce) kg
AF400, AF460	ZW460	1SFN165710R1000	1	1.380
AF580, AF750, AF1250	ZW750	1SFN166110R1000	1	1.500
AF1350, AF1650, AF2050	ZW1650	1SFN166510R1001	1	4.560
AF2650	ZW2650	1SFN166610R1000	1	4.000

Auxiliary contact blocks



CA5-10



CA5-40E



CAL5-11



CAL18-11



CE5-01W

For contactors	Auxiliary contacts		Type	Order code	Pkg qty	Weight (1 pce) kg

Front-mounted instantaneous auxiliary contact blocks, 1-pole

UA16 ... UA110	1	0	-	-	CA5-10	1SBN010010R1010	10	0.014
	0	1	-	-	CA5-01	1SBN010010R1001	10	0.014
	-	-	1	0	CC5-10	1SBN010011R1010	10	0.014
	-	-	0	1	CC5-01	1SBN010011R1001	10	0.014

Front-mounted instantaneous auxiliary contact blocks, 4-pole

UA16 ... UA30	2	2	-	-	CA5-22M	1SBN010040R1122	2	0.060
	3	1	-	-	CA5-31M	1SBN010040R1131	2	0.060
	1	3	-	-	CA5-13M	1SBN010040R1113	2	0.060
	0	4	-	-	CA5-04M	1SBN010040R1104	2	0.060
UA50 ... UA110	1	1	1	1	CA5-11/11M	1SBN010040R1118	2	0.060
	2	2	-	-	CA5-22E	1SBN010040R1022	2	0.060
	3	1	-	-	CA5-31E	1SBN010040R1031	2	0.060
	4	0	-	-	CA5-40E	1SBN010040R1040	2	0.060
	0	4	-	-	CA5-04E	1SBN010040R1004	2	0.060
	1	1	1	1	CA5-11/11E	1SBN010040R1018	2	0.060

Side-mounted instantaneous auxiliary contact blocks, 2-pole

UA16 ... UA75	1	1	-	-	CAL5-11	1SBN010020R1011	2	0.050
UA95, UA110, GAF185...GAF2050	1	1	-	-	CAL18-11	1SBN010720R1011	2	0.050

For each contactor type, refer to "Accessory fitting details" table.

Note:

- The front-mounted auxiliary contact blocks provided for the UA75 contactors can be used with the GA and GAE types
- The CAL auxiliary contact blocks can be used with GA contactors:
 - GA75-10-00: 2 x CAL5-11 blocks
 - GA75-10-11: 1 x CAL5-11 block
 - GAE75-10-00: 1 x CAL5-11 block
 - GAE75-10-11: no add-on block.
- The CAL auxiliary contact blocks can be used with UA..RA contactors. See "Accessory fitting details" for this contactor type.

For severe industrial environments

For contactors	Auxiliary contacts		Type	Order code	Pkg qty	Weight (1 pce) kg

Front-mounting instantaneous auxiliary contact blocks, 1-pole

UA16 ... UA75	1	-	-	-	CE5-10D0.1	1SBN010015R1010	1	0.020
	-	1	-	-	CE5-01D0.1	1SBN010015R1001	1	0.020
	1	-	-	-	CE5-10D2	1SBN010017R1010	1	0.020
	-	1	-	-	CE5-01D2	1SBN010017R1001	1	0.020
	1	-	-	-	CE5-10W0.1	1SBN010016R1010	1	0.020
	-	1	-	-	CE5-01W0.1	1SBN010016R1001	1	0.020
	1	-	-	-	CE5-10W2	1SBN010018R1010	1	0.020
	-	1	-	-	CE5-01W2	1SBN010018R1001	1	0.020

Side-mounting instantaneous auxiliary contact blocks, 1-pole microswitch auxiliary contact N.O. or N.C.

UA95, UA110 GAF185 ... GAF2050	1	0	-	-	CEL18-10	1SBN010716R1010	1	0.050
UA95, UA110 GAF185 ... GAF2050	0	1	-	-	CEL18-01	1SBN010716R1001	1	0.050

For each contactor type, refer to "Accessory fitting details" table.


Note: The front-mounted auxiliary contact blocks provided for the UA contactors can be used with the GA and GAE types. The side-mounted auxiliary contact blocks provided for the UA95, UA110 contactors can be used with the GAF types.

Accessories for UA, UA..RA, GA75, GAE75, GAF contactors



TEF5-OFF

Electronic timers

For contactors, contactor relays	Time delay range selected by switch	Delay type	Rated control circuit voltage U _c	Auxiliary contacts 	Type	Order code	Weight Pkg (1 pce)
			V 50/60 Hz or DC				kg
UA16 ... UA75 GA75, GAE75	0.1...1 s	ON-delay	24...240	1 1	TEF5-ON	1SBN020312R1000	0.065
	1...10 s 10...100 s	OFF-delay	24...240	1 1	TEF5-OFF	1SBN020314R1000	0.065



VE5-2

Mechanical and electrical interlock units

For contactors	Mounting	Type	Order code	Pkg qty	Weight (1 pce) kg
----------------	----------	------	------------	---------	-------------------

Mechanical and electrical interlock units for two horizontal mounted contactors

GA75, GAE75	Rail mounting	VE5-2	1SBN030210R1000	1	0.146
-------------	---------------	-------	-----------------	---	-------




BA5-50

BA5-50 Function markers

For contactors	Type	Order code	Pkg qty	Weight (1 pce) kg
UA, UA..RA and accessories GA75, GAE75	BA5-50	1SBN110000R1000	1	0.017

BP16 Mounting piece

For contactors	Type	Order code	Pkg qty	Weight (1 pce) kg
UA16, UA16..RA	BP16	1SBN111403R1000	100	0.141



BP16

Accessories for UA, UA..RA, GA75, GAE75, GAF contactors



RV5/50

Surge suppressors for contactor coils

For contactors	Rated control circuit voltage U _c			Type	Order code	Pkg qty	Weight (1 pce) kg
	V	AC	DC				
UA, UA..RA GA75, GAE75	24...50	●	●	RV5/50	1SBN050010R1000	2	0.015
	50...133	●	●	RV5/133	1SBN050010R1001	2	0.015
	110...250	●	●	RV5/250	1SBN050010R1002	2	0.015
	250...440	●	●	RV5/440	1SBN050010R1003	2	0.015
UA16...UA30, UA16RA... UA30RA	24...50	●	–	RC5-1/50	1SBN050100R1000	2	0.012
	50...133	●	–	RC5-1/133	1SBN050100R1001	2	0.012
	110...250	●	–	RC5-1/250	1SBN050100R1002	2	0.012
	250...440	●	–	RC5-1/440	1SBN050100R1003	2	0.012
UA50...UA110, UA50RA... UA110RA GA75	24...50	●	–	RC5-2/50	1SBN050200R1000	2	0.015
	50...133	●	–	RC5-2/133	1SBN050200R1001	2	0.015
	110...250	●	–	RC5-2/250	1SBN050200R1002	2	0.015
	250...440	●	–	RC5-2/440	1SBN050200R1003	2	0.015
GAE75	12...32	–	●	RT5/32	1SBN050020R1000	2	0.015
	25...65	–	●	RT5/65	1SBN050020R1001	2	0.015
	50...90	–	●	RT5/90	1SBN050020R1002	2	0.015
	77...150	–	●	RT5/150	1SBN050020R1003	2	0.015
	150...264	–	●	RT5/264	1SBN050020R1004	2	0.015



RC5-1/50

Interface relays

For contactors	Coil voltages V 50/60 Hz	Rated control circuit voltage U _c V DC	Type	Order code	Pkg qty	Weight (1 pce) kg



RA5-1

Mechanical latching units

For contactors	Rated control circuit voltage U _c		Type	Order code	Pkg qty	Weight (1 pce) kg
	V 50 Hz or DC	V 60 Hz				
UA16 ... UA75, GA75, GAE75	24	24...28	WB75-A	FPTN372726R1001	1	0.120
	42	42...48	WB75-A	FPTN372726R1002	1	0.120
	48	48...55	WB75-A	FPTN372726R1003	1	0.120
	110	110...127	WB75-A	FPTN372726R1004	1	0.120
	220...230	220...255	WB75-A	FPTN372726R1006	1	0.120
	230...240	230...277	WB75-A	FPTN372726R1005	1	0.120
	380...415	380...440	WB75-A	FPTN372726R1007	1	0.120
	415...440	440...480	WB75-A	FPTN372726R1008	1	0.120



WB75-A

Accessories for UA, UA..RA, GA75, GAE75, GAF contactors



LD75

Terminal blocks

For contactors	Type	Order code	Pkg qty	Weight (1 pce) kg
UA50(RA) ... UA75(RA)	LD75	1SBN073508R1000	1	0.115



LW

Terminal enlargements

For contactors	Dimensions		Type	Order code	Pkg qty	Weight (1 pce) kg
	hole Ø mm	bar mm				
UA95, UA110	6.5	15 x 3	LW110	1SFN074307R1000	1	0.100



LK75-L

1S8C575763F0301

Terminals for control lead connections


For contactors	Type	Order code	Pkg qty	Weight (1 pce) kg
Right and left on: UA50(RA) ... UA75(RA) GA75, GAE75	LK75-L	1SBN073552R1003	2	0.006
Opposite on: UA50(RA) ... UA75(RA) GA75, GAE75	LK75-F	1SBN073552R1002	2	0.006

Note: The LK terminals provided for the UA contactors can be used with the AM types.



LK75-F

1S8C575773F0301



LP185

Connection bar for contactor

For contactors	Type	Order code	Pkg qty	Weight (1 pce) kg
----------------	------	------------	---------	-------------------

Connection bar for contactor

GAF185	LP185	1SFN074712R1000	2	0.300
GAF300	LP300	1SFN075112R1000	2	0.400
GAF460	LP460	1SFN075712R1000	4	0.550
GAF750	LP750	1SFN076112R1000	4	0.950
GAF1250	LP1250	1SFN076412R1000	4	1.900
GAF1650, GAF2050	LP2050	1SFN076512R1000	4	2.900



LP2050

Accessories for UA, UA..RA, GA75, GAE75, GAF contactors



ZAI6

Contactor coils

For contactors	Rated control circuit voltage Uc		Type	Order code	Pkg qty	Weight (1 pce) kg
	V 50 Hz	V 60 Hz				
UA16	24	24	ZAI6	1SBN151410R8106	1	0.093
	110	110...120	ZAI6	1SBN151410R8406	1	0.093
	220...230	230...240	ZAI6	1SBN151410R8006	1	0.093
	230...240	240...260	ZAI6	1SBN151410R8806	1	0.093
	380...400	400...415	ZAI6	1SBN151410R8506	1	0.093
	400...415	415...440	ZAI6	1SBN151410R8606	1	0.093
UA26, UA30	24	24	ZA40	1SBN152410R8106	1	0.148
	110	110...120	ZA40	1SBN152410R8406	1	0.148
	220...230	230...240	ZA40	1SBN152410R8006	1	0.148
	230...240	240...260	ZA40	1SBN152410R8806	1	0.148
	380...400	400...415	ZA40	1SBN152410R8506	1	0.148
400...415	415...440	ZA40	1SBN152410R8606	1	0.148	
UA50 ... UA75	24	24	ZA75	1SBN153510R8106	1	0.166
GA75	110	110...120	ZA75	1SBN153510R8406	1	0.166
	220...230	230...240	ZA75	1SBN153510R8006	1	0.166
	230...240	240...260	ZA75	1SBN153510R8806	1	0.166
	380...400	400...415	ZA75	1SBN153510R8506	1	0.166
	400...415	415...440	ZA75	1SBN153510R8606	1	0.166
UA95, UA110	24	24	ZA110	1SFN154310R8106	1	0.170
	110	110...120	ZA110	1SFN154310R8406	1	0.170
	220...230	230...240	ZA110	1SFN154310R8006	1	0.170
	230...240	240...260	ZA110	1SFN154310R8806	1	0.170
	380...400	400...415	ZA110	1SFN154310R8506	1	0.170
400...415	415...440	ZA110	1SFN154310R8606	1	0.170	
GAF460	-	24...60	ZAF460	1SFN155770R6806	1	0.525
	48...130	48...130	ZAF460	1SFN155770R6906	1	0.525
	100...250	100...250	ZAF460	1SFN155770R7006	1	0.525
	250...500	250...500	ZAF460	1SFN155770R7106	1	0.525
GAF750 ... AF1250	-	24...60	ZAF750	1SFN156170R6806	1	1.335
	48...130	48...130	ZAF750	1SFN156170R6906	1	1.335
	100...250	100...250	ZAF750	1SFN156170R7006	1	1.335
	250...500	250...500	ZAF750	1SFN156170R7106	1	1.335
GAF1650 ... GAF2050	100...250	100...250	ZAF1650 ¹	1SFN156570R7026	1 set	0.900
			ZP1650 ²	1SFN166521R1070	1	0.300

ZAF460, ZAF750 : printed circuit board included.

¹One set of two coil.²Printed circuit board.

Main contact sets

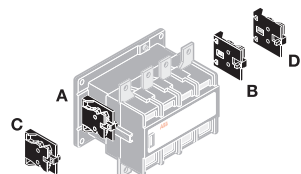
The contact sets for 3-pole contactors consists of six fixed contacts, three moving contacts, springs and the required screws.

For contactors	Type	Order code	Pkg qty	Weight (1 pce) kg
UA50	ZLU50	1SBN163502R1000	1	0.115
UA63	ZLU63	1SBN163702R1000	1	0.145
UA75	ZLU75	1SBN164102R1000	1	0.145
UA95	ZLU95	1SFN164302R1000	1	0.190
UA110	ZLU110	1SFN164502R1000	1	0.190



ZAF1650

Accessories for EK550, EK1000 4-pole contactors



Mounting positions of the CAL16-11


Auxiliary contact blocks

For contactors	Number of blocks	Auxiliary contacts		Type	Order code	Pkg qty	Weight (1 pce) kg

2-pole auxiliary contacts N.O. + N.C.

		1	1	-	-			1	0.050
EK		1	1	-	-	CAL16-11A	SK829002-A	1	0.050
		1	1	-	-	CAL16-11B	SK829002-B	1	0.050
		1	1	-	-	CAL16-11C	SK829002-C	1	0.050
		1	1	-	-	CAL16-11D	SK829002-D	1	0.050
		1	1	-	1	CCL16-11E ¹	SK829002-E	1	0.050

¹Mounting of CCL16-11E blocks does not allow an additional second block to be added on top of it.
All DC operated EK contactors are equipped with one CCL16-11E on the right side.



Mechanical interlock units

For contactors	Type	Order code	Pkg qty	Weight (1 pce) kg
----------------	------	------------	---------	-------------------

Mechanical interlock unit for two horizontal mounted contactors

EK550, EK1000	VH800	SK829070-F	1	6.000
---------------	-------	------------	---	-------

Terminal shrouds

For contactors	Type	Order code	Pkg qty	Weight (1 pce) kg
EK550	LT550-EK	SK178001-LB	1	0.190
EK1000	LT1000-EK	SK178001-MB	1	0.200



BSS550, BSS1000

Connection sets

For contactors	Type	Order code	Pkg qty	Weight (1 pce) kg
----------------	------	------------	---------	-------------------

Mechanical and electrical interlock units for two horizontal mounted contactors

EK550	BSS550	SK829090-E	1	3.300
EK1000	BSS1000	SK829090-H	1	5.500

Accessories for EK550, EK1000 4-pole contactors



RC-EH

Surge suppressors for contactor coils

For contactors	Rated control circuit voltage U_c			Type	Order code	Pkg qty	Weight (1 pce) kg
	V	AC	DC				
EK550, EK1000	48...110	●	–	RC-EH800/110	SK829007-C	1	0.015
EK550, EK1000	24...125	–	●	RC-EH800/110	SK829007-C	1	0.015
EK550, EK1000	220...600	●	–	RC-EH800/600	SK829007-D	1	0.015



KZK

Main contact sets

For contactors	Type	Order code	Pkg qty	Weight (1 pce) kg
EK550	KZK550	SK827204-B	1	2.400
EK1000	KZK1000	SK827204-F	1	3.000

Arc chutes

For contactors	Type	Order code	Pkg qty	Weight (1 pce) kg
EK550	KWK550	5223351-Z	1	3.170
EK1000	KWK1000	5223351-AN	1	3.170



KH800

Contactor coils for AC operated coil

For contactors	Rated control circuit voltage U_c^1		Type	Order code	Pkg qty	Weight (1 pce) kg
	V 50 Hz	V 60 Hz				
EK550, EK1000	220	220...240	KH800	SK828100-EL	1	0.950
	220...230	230...255	KH800	SK828100-EM	1	0.950
	380...400	400...440	KH800	SK828100-ER	1	0.950
	400...415	-	KH800	SK828100-AR	1	0.950

¹Other control voltages, see voltage code table.



Contactor coils for DC operated coil

For contactors	Rated control circuit voltage U_c^1	Type	Order code	Pkg qty	Weight (1 pce) kg
	V DC				
EK550, EK1000	110	KP800	SK828150-DE	1 set	1.060
	125	KP800	SK828150-DU	1 set	1.060
	220	KP800	SK828150-DF	1 set	1.060

¹Other control voltages, see voltage code table.



B mini contactors



			Screw terminals					
AC Control supply 								
3-pole contactors			Coil consumption 3.5 VA	Type	B6	B7	-	-
3-pole reversing contactors			Coil consumption 3.5 VA	Type	-	-	VB6 VB6A ²	VB7 VB7A ²
4-pole contactors			Coil consumption 3.5 VA	Type	B6	B7	3	3
DC Control supply 								
3-pole contactors			Coil consumption 3.5 W	Type	BC6	BC7 B7D ¹	-	-
3-pole reversing contactors			Coil consumption 3.5 W	Type	-	-	VBC6 VBC6A ²	VBC7 VBC7A ²
3-pole interface contactors			Coil consumption 1.4 ... 2.8 W	Type	BC6 B6S ¹	BC7 B7S ¹	3	3
4-pole contactors			Coil consumption 3.5 W	Type	BC6	B7D	3	3
IEC	Rated operational power AC-3	220-230-240 V	kW	2.2	3	2.2	3	
		380-400 V	kW	4	5.5	4	5.5	
	Rated operational current AC-1	400 V, $\theta \leq 40^\circ\text{C}$	A	20	20	20	20	
UL/ CSA	3-phase motor rating	220-240 V AC	hp	2	3	2	3	
		440-480 V AC	hp	3	5	3	5	
	General use rating		A	12 (300 V)	16 (600 V)	12 (300 V)	16 (600 V)	
Main accessories								
Auxiliary contact blocks			Front mounting	CAF6				
			Side mounting	CA6	-			
Connection sets			For reversing contactors	BSM6-30				
Surge suppressors			Varistor (AC/DC)	RV-BC6				
Overload relays								
Thermal overload relays				Class 10	T16			
Thermal and phase failure protection, with single setup possible								
Electronic overload relays				Class 10E, 20E, 30E	E16DU			
With single setup possible								
Manual motor starters								
Thermal / magnetic protection				Class 10	MS116, MS132			
Magnetic only types					MO132			
Connecting link to manual motor starters					BEA7/132			

K mini contactor relays





			Screw terminals					
AC Control supply 								
4-pole contactor relays			Coil consumption 3.5 VA	Type	K6			
DC Control supply 								
4-pole contactor relays			Coil consumption 3.5 W	Type	KC6			
4-pole interface contactor relays			Coil consumption 1.4 ... 2.8 W	Type	KC6, K6S ¹			
IEC	Rated operational current AC-15	220-230-240 V	A	4				
		380-400 V	A	3				
	Rated operational current DC-13	24 V	A	2.5				
Main accessories								
Auxiliary contact blocks			Front mounting	CAF6				
			Side mounting	CA6-11K				

¹With integrated surge suppressor²With safety blocking function³Please visit: <https://new.abb.com/low-voltage/products/motor-protection/3-pole-contactors-and-overload-relays-for-motor-starting/mini-contactors>

B mini contactors



Soldering pins

AC Control supply							
3-pole contactors	Coil consumption 3.5 VA	Type	B6...P	B7...P	-	-	
3-pole reversing contactors	Coil consumption 3.5 VA	Type	-	-	VB6...P VB6A...P ²	VB7...P VB7A...P ²	
4-pole contactors	Coil consumption 3.5 VA	Type	³	³	³	³	
DC Control supply							
3-pole contactors	Coil consumption 3.5 W	Type	BC6...P	BC7...P B7D...P ¹	-	-	
3-pole reversing contactors	Coil consumption 3.5 W	Type	-	-	VBC6...P VBC6A...P ²	VBC7...P VBC7A...P ²	
3-pole interface contactors	Coil consumption 1.4 ... 2.8 W	Type	BC6...P	BC7...P	³	³	
4-pole contactors	Coil consumption 3.5 W	Type	³	³	³	³	
IEC	Rated operational power AC-3	220-230-240 V	kW	2.2	3	2.2	3
		380-400 V	kW	4	5.5	4	5.5
	Rated operational current AC-1	400 V, $\theta \leq 40^\circ\text{C}$	A	12	12	12	12
UL/ CSA	3-phase motor rating	220-240 V AC	hp	2	3	2	3
	General use rating	440-480 V AC	hp	3	5	3	5
		A	12 (300 V)	16 (600 V)	12 (300 V)	16 (600 V)	

Main accessories

Auxiliary contact blocks	Front mounting	-
	Side mounting	CA6-11K-P
Connection sets	For reversing contactors	-
Surge suppressors	Varistor (AC/DC)	-

Overload relays

Thermal overload relays	Class 10	-
Thermal and phase failure protection, with single setup possible		
Electronic overload relays	Class 10E, 20E, 30E	-
With single setup possible		



Manual motor starters

Thermal / magnetic protection	Class 10	MS116, MS132
Magnetic only types		MO132
Connecting link to manual motor starters		-

K mini contactor relays



Soldering pins

AC Control supply						
4-pole contactor relays	Coil consumption 3.5 VA	Type	K6...P			
DC Control supply						
4-pole contactor relays	Coil consumption 3.5 W	Type	KC6...P			
4-pole interface contactor relays	Coil consumption 1.4 ... 2.8 W	Type	KC6...P			
IEC	Rated operational current AC-15	220-230-240 V	A	4		
		380-400 V	A	3		
	Rated operational current DC-13	24 V	A	2.5		

Main accessories

Auxiliary contact blocks	Front mounting	-
	Side mounting	CA6-11K-P



¹With integrated surge suppressor

²With safety blocking function

³Please visit: <https://new.abb.com/low-voltage/products/motor-protection/3-pole-contactors-and-overload-relays-for-motor-starting/mini-contactors>



B mini contactors



			Flat pins					
AC Control supply 								
3-pole contactors			Coil consumption 3.5 VA	Type	B6...F	B7...F	-	-
3-pole reversing contactors			Coil consumption 3.5 VA	Type	-	-	VB6...F VB6A...F ²	VB7...F VB7A...F ²
4-pole contactors			Coil consumption 3.5 VA	Type	³	³		
DC Control supply 								
3-pole contactors			Coil consumption 3.5 W	Type	BC6...F	BC7...F B7D...F ¹	-	-
3-pole reversing contactors			Coil consumption 3.5 W	Type	-	-	VBC6...F VBC6A...F ²	VBC7...F VBC7A...F ²
3-pole interface contactors			Coil consumption 1.4 ... 2.8 W	Type	BC6...F	BC7...F	-	-
4-pole contactors			Coil consumption 3.5 W	Type	³	³	-	-
IEC	Rated operational power AC-3	220-230-240 V	kW	2.2	3	2.2	3	
		380-400 V	kW	4	5.5	4	5.5	
UL/ CSA	3-phase motor rating	220-240 V AC	hp	2	3	2	3	
		440-480 V AC	hp	3	5	3	5	
General use rating			A	12 (300 V)	16 (600 V)	12 (300 V)	16 (600 V)	
Main accessories								
Auxiliary contact blocks			Front mounting					-
			Side mounting	CA6-11K-F				-
Connection sets			For reversing contactors				-	
Surge suppressors			Varistor (AC/DC)				-	
Overload relays								
Thermal overload relays								
Thermal and phase failure protection, with single setup possible			Class 10					-
Electronic overload relays								
With single setup possible			Class 10E, 20E, 30E					-
Manual motor starters								
Thermal / magnetic protection			Class 10	MS116, MS132				
Magnetic only types					MO132			
Connecting link to manual motor starters								

K mini contactor relays



			Flat pins					
AC Control supply 								
4-pole contactor relays			Coil consumption 3.5 VA	Type	K6...F			
DC Control supply 								
4-pole contactor relays			Coil consumption 3.5 W	Type	KC6...F			
4-pole interface contactor relays			Coil consumption 1.4 ... 2.8 W	Type	KC6...F			
IEC	Rated operational current AC-15	220-230-240 V	A	4				
		380-400 V	A	3				
Rated operational current DC-13			24 V	A	2.5			
Main accessories								
Auxiliary contact blocks			Front mounting					-
			Side mounting	CA6-11K-F				-

¹With integrated surge suppressor

²With safety blocking function

³Please visit: <https://new.abb.com/low-voltage/products/motor-protection/3-pole-contactors-and-overload-relays-for-motor-starting/mini-contactors>

3-pole mini contactors – with screw terminals

B6, B7



B6-30-10



B7-30-10

4 to 5.5 kW - AC operated

IEC		UL/CSA		Rated control circuit voltage		Auxiliary contacts fitted	Type	Order code	Pkg qty	Weight (1 pce)
power	current	3-phase motor rating	General use rating	50 Hz	60 Hz					
400 V	$\theta \leq 40^\circ\text{C}$	480 V		V AC	V AC					
AC-3	AC-1									
kW	A	hp								

B6 mini contactors

4	20	3	300 V / 12 A	Rated control circuit voltage		Auxiliary contacts fitted		Type	Order code	Pkg qty	Weight (1 pce)
				50 Hz	60 Hz	1 0	0 1				
				24	24	1	0	B6-30-10-01	GJL1211001R0101	10	0.175
						0	1	B6-30-01-01	GJL1211001R0011	10	0.175
				42	42	1	0	B6-30-10-02	GJL1211001R0102	10	0.175
						0	1	B6-30-01-02	GJL1211001R0012	10	0.175
				48	48	1	0	B6-30-10-03	GJL1211001R0103	10	0.175
						0	1	B6-30-01-03	GJL1211001R0013	10	0.175
				110 ...	110 ...	1	0	B6-30-10-84	GJL1211001R8104	10	0.175
						0	1	B6-30-01-84	GJL1211001R8014	10	0.175
				220 ...	220 ...	1	0	B6-30-10-80	GJL1211001R8100	10	0.175
						0	1	B6-30-01-80	GJL1211001R8010	10	0.175
				380 ...	380 ...	1	0	B6-30-10-85	GJL1211001R8105	10	0.175
						0	1	B6-30-01-85	GJL1211001R8015	10	0.175

B7 mini contactors

5.5	20	5	600 V / 16 A	Rated control circuit voltage		Auxiliary contacts fitted		Type	Order code	Pkg qty	Weight (1 pce)
				50 Hz	60 Hz	1 0	0 1				
				24	24	1	0	B7-30-10-01	GJL1311001R0101	10	0.175
						0	1	B7-30-01-01	GJL1311001R0011	10	0.175
				42	42	1	0	B7-30-10-02	GJL1311001R0102	10	0.175
						0	1	B7-30-01-02	GJL1311001R0012	10	0.175
				48	48	1	0	B7-30-10-03	GJL1311001R0103	10	0.175
						0	1	B7-30-01-03	GJL1311001R0013	10	0.175
				110 ...	110 ...	1	0	B7-30-10-84	GJL1311001R8104	10	0.175
						0	1	B7-30-01-84	GJL1311001R8014	10	0.175
				220 ...	220 ...	1	0	B7-30-10-80	GJL1311001R8100	10	0.175
						0	1	B7-30-01-80	GJL1311001R8010	10	0.175
				380 ...	380 ...	1	0	B7-30-10-85	GJL1311001R8105	10	0.175
						0	1	B7-30-01-85	GJL1311001R8015	10	0.175

Other types on request

3-pole mini contactors – with screw terminals

BC6, BC7, B7D



BC6-30-10



BC7-30-10

4 to 5.5 kW - DC operated

IEC		UL/CSA		Rated control circuit voltage Uc V DC	Auxiliary contacts fitted 	Type	Order code	Pkg qty	Weight (1 pce) kg
Rated operational power 400 V AC-3 kW	current $\theta \leq 40^\circ\text{C}$ AC-1 A	3-phase motor rating 480 V hp	General use rating						

BC6 mini contactors

4	20	3	300 V / 12 A	12	1 0	BC6-30-10-07	GJL1213001R0107	10	0.175
					0 1	BC6-30-01-07	GJL1213001R0017	10	0.175
				24	1 0	BC6-30-10-01	GJL1213001R0101	10	0.175
					0 1	BC6-30-01-01	GJL1213001R0011	10	0.175
				48	1 0	BC6-30-10-16	GJL1213001R1106	10	0.175
					0 1	BC6-30-01-16	GJL1213001R1016	10	0.175
				60	1 0	BC6-30-10-03	GJL1213001R0103	10	0.175
					0 1	BC6-30-01-03	GJL1213001R0013	10	0.175
				110 ... 125	1 0	BC6-30-10-04	GJL1213001R0104	10	0.175
					0 1	BC6-30-01-04	GJL1213001R0014	10	0.175
				220 ... 240	1 0	BC6-30-10-05	GJL1213001R0105	10	0.175
					0 1	BC6-30-01-05	GJL1213001R0015	10	0.175

BC7 mini contactors

5.5	20	5	600 V / 16 A	12	1 0	BC7-30-10-07	GJL1313001R0107	10	0.175
					0 1	BC7-30-01-07	GJL1313001R0017	10	0.175
				24	1 0	BC7-30-10-01	GJL1313001R0101	10	0.175
					0 1	BC7-30-01-01	GJL1313001R0011	10	0.175
				48	1 0	BC7-30-10-16	GJL1313001R1106	10	0.175
					0 1	BC7-30-01-16	GJL1313001R1016	10	0.175
				60	1 0	BC7-30-10-03	GJL1313001R1103	10	0.175
					0 1	BC7-30-01-03	GJL1313001R0013	10	0.175
				110 ... 125	1 0	BC7-30-10-04	GJL1313001R0104	10	0.175
					0 1	BC7-30-01-04	GJL1313001R0014	10	0.175
				220 ... 240	1 0	BC7-30-10-05	GJL1313001R0105	10	0.175
					0 1	BC7-30-01-05	GJL1313001R0015	10	0.175

B7D mini contactors with integrated suppressor diode

5.5	20	5	600 V / 16 A	24	1 0	B7D-30-10-01	GJL1317001R0101	10	0.175
					0 1	B7D-30-01-01	GJL1317001R0011	10	0.175
				220	1 0	B7D-30-10-05	GJL1317001R0105	10	0.175
					0 1	B7D-30-01-05	GJL1317001R0015	10	0.175

Other types on request

3-pole mini reversing contactors – with screw terminals

VB6, VB7



VB7-30-10

4 to 5.5 kW - AC operated

IEC		UL/CSA		Rated control circuit voltage U _c		Auxiliary contacts fitted		Type	Order code	Pkg qty	Weight (1 pce) kg
power	current	3-phase motor rating	General use rating	50 Hz	60 Hz						
400 V	θ ≤ 40 °C	480 V		V AC	V AC						
AC-3	AC-1										
kW	A	hp									

VB6 mini reversing contactors

4	20	3	300 V / 12 A	24	24	1	0	VB6-30-10-01	GJL1211901R0101	5	0.355
				0	1	VB6-30-01-01	GJL1211901R0011	5	0.355		
42	42	1	0	VB6-30-10-02	GJL1211901R0102	5	0.355				
				0	1	VB6-30-01-02	GJL1211901R0012	5	0.355		
48	48	1	0	VB6-30-10-03	GJL1211901R0103	5	0.355				
				0	1	VB6-30-01-03	GJL1211901R0013	5	0.355		
110 ...	110 ...	1	0	VB6-30-10-84	GJL1211901R8104	5	0.355				
127	127	0	1	VB6-30-01-84	GJL1211901R8014	5	0.355				
220 ...	220 ...	1	0	VB6-30-10-80	GJL1211901R8100	5	0.355				
240	240	0	1	VB6-30-01-80	GJL1211901R8010	5	0.355				
380 ...	380 ...	1	0	VB6-30-10-85	GJL1211901R8105	5	0.355				
415	415	0	1	VB6-30-01-85	GJL1211901R8015	5	0.355				

VB7 mini reversing contactors

5.5	20	5	600 V / 16 A	24	24	1	0	VB7-30-10-01	GJL1311901R0101	5	0.355
				0	1	VB7-30-01-01	GJL1311901R0011	5	0.355		
42	42	1	0	VB7-30-10-02	GJL1311901R0102	5	0.355				
				0	1	VB7-30-01-02	GJL1311901R0012	5	0.355		
48	48	1	0	VB7-30-10-03	GJL1311901R0103	5	0.355				
				0	1	VB7-30-01-03	GJL1311901R0013	5	0.355		
110 ...	110 ...	1	0	VB7-30-10-84	GJL1311901R8104	5	0.355				
127	127	0	1	VB7-30-01-84	GJL1311901R8014	5	0.355				
220 ...	220 ...	1	0	VB7-30-10-80	GJL1311901R8100	5	0.355				
240	240	0	1	VB7-30-01-80	GJL1311901R8010	5	0.355				
380 ...	380 ...	1	0	VB7-30-10-85	GJL1311901R8105	5	0.355				
415	415	0	1	VB7-30-01-85	GJL1311901R8015	5	0.355				

Other types on request

3-pole mini reversing contactors – with screw terminals

VBC6, VBC7



VBC6-30-10



VBC7-30-10

4 to 5.5 kW - DC operated

IEC		UL/CSA		Rated control circuit voltage Uc	Auxiliary contacts fitted	Type	Order code	Pkg qty	Weight (1 pce) kg
power	current	3-phase motor rating	General use rating						
400 V	$\theta \leq 40\text{ }^\circ\text{C}$	480 V		V DC					
AC-3	AC-1								
kW	A	hp							

VBC6 mini reversing contactors

4	20	3	300 V / 12 A				Type	Order code	Pkg qty	Weight (1 pce) kg
					12	0 1				
					1	0	VBC6-30-10-07	GJL1213901R0107	5	0.355
					0	1	VBC6-30-01-07	GJL1213901R0017	5	0.355
					1	0	VBC6-30-10-01	GJL1213901R0101	5	0.355
					0	1	VBC6-30-01-01	GJL1213901R0011	5	0.355
					1	0	VBC6-30-10-16	GJL1213901R1106	5	0.355
					0	1	VBC6-30-01-16	GJL1213901R1016	5	0.355
					1	0	VBC6-30-10-03	GJL1213901R0103	5	0.355
					0	1	VBC6-30-01-03	GJL1213901R0013	5	0.355
					1	0	VBC6-30-10-04	GJL1213901R0104	5	0.355
					0	1	VBC6-30-01-04	GJL1213901R0014	5	0.355
					1	0	VBC6-30-10-05	GJL1213901R0105	5	0.355
					0	1	VBC6-30-01-05	GJL1213901R0015	5	0.355

VBC7 mini reversing contactors

5.5	20	5	600 V / 16 A				Type	Order code	Pkg qty	Weight (1 pce) kg
					12	0 1				
					1	0	VBC7-30-10-07	GJL1313901R0107	5	0.355
					0	1	VBC7-30-01-07	GJL1313901R0017	5	0.355
					1	0	VBC7-30-10-01	GJL1313901R0101	5	0.355
					0	1	VBC7-30-01-01	GJL1313901R0011	5	0.355
					1	0	VBC7-30-10-16	GJL1313901R1106	5	0.355
					0	1	VBC7-30-01-16	GJL1313901R1016	5	0.355
					1	0	VBC7-30-10-03	GJL1313901R0103	5	0.355
					0	1	VBC7-30-01-03	GJL1313901R0013	5	0.355
					1	0	VBC7-30-10-04	GJL1313901R0104	5	0.355
					0	1	VBC7-30-01-04	GJL1313901R0014	5	0.355
					1	0	VBC7-30-10-05	GJL1313901R0105	5	0.355
					0	1	VBC7-30-01-05	GJL1313901R0015	5	0.355

Other types on request

3-pole mini reversing contactors – with screw terminals

VB6A, VB7A



VB6A-30-10



VB7A-30-10

4 to 5.5 kW - AC operated – with safety blocking function

IEC		UL/CSA		Rated control circuit voltage U _c		Auxiliary contacts fitted	Type	Order code	Pkg qty	Weight (1 pce)
Rated operational power	current	3-phase motor rating	General use rating	50 Hz	60 Hz					
400 V	$\theta \leq 40^\circ\text{C}$	480 V		V AC	V AC					kg
AC-3	AC-1	hp								

VB6A mini reversing contactors with safety blocking function

4	20	3	300 V / 12 A	24	24	1	0	VB6A-30-10-01	GJL1211911R0101	5	0.355
				0	1	VB6A-30-01-01	GJL1211911R0011	5	0.355		
				42	42	1	0	VB6A-30-10-02	GJL1211911R0102	5	0.355
						0	1	VB6A-30-01-02	GJL1211911R0012	5	0.355
				48	48	1	0	VB6A-30-10-03	GJL1211911R0103	5	0.355
						0	1	VB6A-30-01-03	GJL1211911R0013	5	0.355
				110 ...	110 ...	1	0	VB6A-30-10-84	GJL1211911R8104	5	0.355
				127	127	0	1	VB6A-30-01-84	GJL1211911R8014	5	0.355
				220 ...	220 ...	1	0	VB6A-30-10-80	GJL1211911R8100	5	0.355
				240	240	0	1	VB6A-30-01-80	GJL1211911R8010	5	0.355
				380 ...	380 ...	1	0	VB6A-30-10-85	GJL1211911R8105	5	0.355
				415	415	0	1	VB6A-30-01-85	GJL1211911R8015	5	0.355

VB7A mini reversing contactors with safety blocking function

5.5	20	5	600 V / 16 A	24	24	1	0	VB7A-30-10-01	GJL1311911R0101	5	0.355
				0	1	VB7A-30-01-01	GJL1311911R0011	5	0.355		
				42	42	1	0	VB7A-30-10-02	GJL1311911R0102	5	0.355
						0	1	VB7A-30-01-02	GJL1311911R0012	5	0.355
				48	48	1	0	VB7A-30-10-03	GJL1311911R0103	5	0.355
						0	1	VB7A-30-01-03	GJL1311911R0013	5	0.355
				110 ...	110 ...	1	0	VB7A-30-10-84	GJL1311911R8104	5	0.355
				127	127	0	1	VB7A-30-01-84	GJL1311911R8014	5	0.355
				220 ...	220 ...	1	0	VB7A-30-10-80	GJL1311911R8100	5	0.355
				240	240	0	1	VB7A-30-01-80	GJL1311911R8010	5	0.355
				380 ...	380 ...	1	0	VB7A-30-10-85	GJL1311911R8105	5	0.355
				415	415	0	1	VB7A-30-01-85	GJL1311911R8015	5	0.355

Other types on request

3-pole mini reversing contactors – with screw terminals

VBC6A, VBC7A



VBC6A-30-10



VBC7A-30-10

4 to 5.5 kW - DC operated – with safety blocking function

IEC		UL/CSA		Rated control circuit voltage Uc	Auxiliary contacts fitted	Type	Order code	Pkg qty	Weight (1 pce)
Rated operational power	current	3-phase motor rating	General use rating						
400 V	$\theta \leq 40\text{ }^{\circ}\text{C}$	480 V		V DC					kg
AC-3	AC-1	hp							

VBC6A mini reversing contactors with safety blocking function

Rated operational power	current	3-phase motor rating	General use rating	Rated control circuit voltage Uc	Auxiliary contacts fitted	Type	Order code	Pkg qty	Weight (1 pce)
4	20	3	300 V / 12 A	12	1 0	VBC6A-30-10-07	GJL1213911R0107	5	0.355
					0 1	VBC6A-30-01-07	GJL1213911R0017	5	0.355
					1 0	VBC6A-30-10-01	GJL1213911R0101	5	0.355
					0 1	VBC6A-30-01-01	GJL1213911R0011	5	0.355
					1 0	VBC6A-30-10-16	GJL1213911R1106	5	0.355
					0 1	VBC6A-30-01-16	GJL1213911R1016	5	0.355
					1 0	VBC6A-30-10-03	GJL1213911R0103	5	0.355
					0 1	VBC6A-30-01-03	GJL1213911R0013	5	0.355
					1 0	VBC6A-30-10-04	GJL1213911R0104	5	0.355
					0 1	VBC6A-30-01-04	GJL1213911R0014	5	0.355
					1 0	VBC6A-30-10-05	GJL1213911R0105	5	0.355
					0 1	VBC6A-30-01-05	GJL1213911R0015	5	0.355

VBC7A mini reversing contactors with safety blocking function

Rated operational power	current	3-phase motor rating	General use rating	Rated control circuit voltage Uc	Auxiliary contacts fitted	Type	Order code	Pkg qty	Weight (1 pce)
5.5	20	5	600 V / 16 A	12	1 0	VBC7A-30-10-07	GJL1313911R0107	5	0.355
					0 1	VBC7A-30-01-07	GJL1313911R0017	5	0.355
					1 0	VBC7A-30-10-01	GJL1313911R0101	5	0.355
					0 1	VBC7A-30-01-01	GJL1313911R0011	5	0.355
					1 0	VBC7A-30-10-16	GJL1313911R1106	5	0.355
					0 1	VBC7A-30-01-16	GJL1313911R1016	5	0.355
					1 0	VBC7A-30-10-03	GJL1313911R0103	5	0.355
					0 1	VBC7A-30-01-03	GJL1313911R0013	5	0.355
					1 0	VBC7A-30-10-04	GJL1313911R0104	5	0.355
					0 1	VBC7A-30-01-04	GJL1313911R0014	5	0.355
					1 0	VBC7A-30-10-05	GJL1313911R0105	5	0.355
					0 1	VBC7A-30-01-05	GJL1313911R0015	5	0.355

Other types on request

3-pole mini contactors – with screw terminals

BC6, BC7



BC6-30-10



BC7-30-10

4 to 5.5 kW - DC operated - low consumption

IEC		UL/CSA		Rated control circuit voltage Uc	Auxiliary contacts fitted 	Type	Order code	Pkg qty	Weight (1 pce) kg
Rated operational power 400 V AC-3	current $\theta \leq 40^\circ\text{C}$ AC-1	3-phase motor rating 480 V	General use rating						

DC operation 24 V / 1.4 W

4	20	3	300 V / 12 A	24	1 0	BC6-30-10-1.4-81	GJL1213001R8101	10	0.175
					0 1	BC6-30-01-1.4-81	GJL1213001R8011	10	0.175
5.5	20	5	600 V / 16 A	24	1 0	BC7-30-10-1.4-81	GJL1313001R8101	10	0.175
					0 1	BC7-30-01-1.4-81	GJL1313001R8011	10	0.175

DC operation 17 ... 32 V / 2.4 W

4	20	3	300 V / 12 A	17 ... 32	1 0	BC6-30-10-2.4-51	GJL1213001R5101	10	0.175
					0 1	BC6-30-01-2.4-51	GJL1213001R5011	10	0.175
5.5	20	5	600 V / 16 A	17 ... 32	1 0	BC7-30-10-2.4-51	GJL1313001R5101	10	0.175
					0 1	BC7-30-01-2.4-51	GJL1313001R5011	10	0.175

Connection to PLCs with integrated protective circuit

DC operation 24 V / 1.7 W

4	20	3	300 V / 12 A	24	1 0	B6S-30-10-1.7-71	GJL1213001R7101	10	0.175
					0 1	B6S-30-01-1.7-71	GJL1213001R7011	10	0.175
5.5	20	5	600 V / 16 A	24	1 0	B7S-30-10-1.7-71	GJL1313001R7101	10	0.175
					0 1	B7S-30-01-1.7-71	GJL1313001R7011	10	0.175

DC operation 17 ... 32 V / 2.8 W

4	20	3	300 V / 12 A	17 ... 32	1 0	B6S-30-10-2.8-72	GJL1213001R7102	10	0.175
					0 1	B6S-30-01-2.8-72	GJL1213001R7012	10	0.175
5.5	20	5	600 V / 16 A	17 ... 32	1 0	B7S-30-10-2.8-72	GJL1313001R7102	10	0.175
					0 1	B7S-30-01-2.8-72	GJL1313001R7012	10	0.175

Other types on request

4-pole mini contactors – with screw terminals

B6, B7



B6-22-00

4 to 5.5 kW - AC operated

IEC	UL/CSA	Rated control circuit voltage Uc 50/60 Hz	Auxiliary contacts fitted	Type	Order code	Pkg qty	Weight (1 pce)
Rated operational current $\theta \leq 40\text{ }^{\circ}\text{C}$ AC-1 A	General use rating	V AC					kg

4 N.O. main poles

20	300 V / 12 A	24	0 0	B6-40-00-01	GJL1211201R0001	10	0.175
		42	0 0	B6-40-00-02	GJL1211201R0002	10	0.175
		48	0 0	B6-40-00-03	GJL1211201R0003	10	0.175
		110 ... 127	0 0	B6-40-00-84	GJL1211201R8004	10	0.175
		220 ... 240	0 0	B6-40-00-80	GJL1211201R8000	10	0.175
20	600 V / 16 A	24	0 0	B7-40-00-01	GJL1311201R0001	10	0.175
		42	0 0	B7-40-00-02	GJL1311201R0002	10	0.175
		48	0 0	B7-40-00-03	GJL1311201R0003	10	0.175
		110 ... 127	0 0	B7-40-00-84	GJL1311201R8004	10	0.175
		220 ... 240	0 0	B7-40-00-80	GJL1311201R8000	10	0.175

2 N.O. + 2 N.C. main poles

20	300 V / 12 A	24	0 0	B6-22-00-01	GJL1211501R0001	10	0.175
		42	0 0	B6-22-00-02	GJL1211501R0002	10	0.175
		48	0 0	B6-22-00-03	GJL1211501R0003	10	0.175
		110 ... 127	0 0	B6-22-00-84	GJL1211501R8004	10	0.175
		220 ... 240	0 0	B6-22-00-80	GJL1211501R8000	10	0.175
20	600 V / 16 A	24	0 0	B7-22-00-01	GJL1311501R0001	10	0.175
		42	0 0	B7-22-00-02	GJL1311501R0002	10	0.175
		48	0 0	B7-22-00-03	GJL1311501R0003	10	0.175
		110 ... 127	0 0	B7-22-00-84	GJL1311501R8004	10	0.175
		220 ... 240	0 0	B7-22-00-80	GJL1311501R8000	10	0.175

Other types on request


4-pole mini contactors – with screw terminals

B6, B7, B7D



BC6-22-00

4 to 5.5 kW - DC operated

IEC		UL/CSA		Rated control circuit voltage Uc V DC	Auxiliary contacts fitted 	Type	Order code	Pkg qty	Weight (1 pce) kg
power 400 V AC-3 kW	current $\theta \leq 55^\circ\text{C}$ AC-1 A	3-phase motor rating 480 V hp	General use rating						

4 N.O. main poles

Poles	Current (A)	3-phase motor rating (hp)	Rated voltage (V)	Auxiliary contacts		Type	Order code	Pkg qty	Weight (1 pce) (kg)	
				NO	NC					
4	20	3	300 V / 12 A	12	0	0	BC6-40-00-07	GJL1213201R0007	10	0.175
				24	0	0	BC6-40-00-01	GJL1213201R0001	10	0.175
				48	0	0	BC6-40-00-16	GJL1213201R1006	10	0.175
				60	0	0	BC6-40-00-03	GJL1213201R0003	10	0.175
				110 ... 125	0	0	BC6-40-00-04	GJL1213201R0004	10	0.175
				220 ... 240	0	0	BC6-40-00-05	GJL1213201R0005	10	0.175
5.5	20	5	600 V / 16 A	12	0	0	BC7-40-00-07	GJL1313201R0007	10	0.175
				24	0	0	BC7-40-00-01	GJL1313201R0001	10	0.175
				48	0	0	BC7-40-00-16	GJL1313201R1006	10	0.175
				110 ... 125	0	0	BC7-40-00-04	GJL1313201R0004	10	0.175
				220 ... 240	0	0	BC7-40-00-05	GJL1313201R0005	10	0.175

2 N.O. + 2 N.C. main poles

Poles	Current (A)	3-phase motor rating (hp)	Rated voltage (V)	Auxiliary contacts		Type	Order code	Pkg qty	Weight (1 pce) (kg)	
				NO	NC					
4	20	3	300 V / 12 A	12	0	0	BC6-22-00-07	GJL1213501R0007	10	0.175
				24	0	0	BC6-22-00-01	GJL1213501R0001	10	0.175
				48	0	0	BC6-22-00-16	GJL1213501R1006	10	0.175
				60	0	0	BC6-22-00-03	GJL1213501R0003	10	0.175
				110 ... 125	0	0	BC6-22-00-04	GJL1213501R0004	10	0.175
				220 ... 240	0	0	BC6-22-00-05	GJL1213501R0005	10	0.175

4 N.O. main poles with integrated suppressor diode

Poles	Current (A)	3-phase motor rating (hp)	Rated voltage (V)	Auxiliary contacts		Type	Order code	Pkg qty	Weight (1 pce) (kg)	
4	20	5	600 V	24	0	0	B7D-40-00-05	GJL1317201R0005	10	0.175
				220 ... 240	0	0	B7D-40-00-01	GJL1317201R0001	10	0.175

4-pole mini contactor relays – with screw terminals

K6



K6-22Z



K6-31Z

AC operated

Rated control circuit voltage		Type	Order code	Pkg qty	Weight (1 pce) kg
50 Hz V AC	60 Hz V AC				
2 N.O. + 2 N.C. main pole					
24	24	K6-22Z-01	GJH1211001R0221	10	0.175
42	42	K6-22Z-02	GJH1211001R0222	10	0.175
48	48	K6-22Z-03	GJH1211001R0223	10	0.175
110 ...127	110 ...127	K6-22Z-84	GJH1211001R8224	10	0.175
220 ... 240	220 ... 240	K6-22Z-80	GJH1211001R8220	10	0.175
380 ... 415	380 ... 415	K6-22Z-85	GJH1211001R8225	10	0.175
3 N.O. + 1 N.C. main poles					
24	24	K6-31Z-01	GJH1211001R0311	10	0.175
42	42	K6-31Z-02	GJH1211001R0312	10	0.175
48	48	K6-31Z-03	GJH1211001R0313	10	0.175
110 ...127	110 ...127	K6-31Z-84	GJH1211001R8314	10	0.175
220 ... 240	220 ... 240	K6-31Z-80	GJH1211001R8310	10	0.175
380 ... 415	380 ... 415	K6-31Z-85	GJH1211001R8315	10	0.175
4 N.O. main poles					
24	24	K6-40E-01	GJH1211001R0401	10	0.175
42	42	K6-40E-02	GJH1211001R0402	10	0.175
48	48	K6-40E-03	GJH1211001R0403	10	0.175
110 ...127	110 ...127	K6-40E-84	GJH1211001R8404	10	0.175
220 ... 240	220 ... 240	K6-40E-80	GJH1211001R8400	10	0.175
380 ... 415	380 ... 415	K6-40E-85	GJH1211001R8405	10	0.175

Other types on request.

4-pole mini contactor relays – with screw terminals

KC6



KC6-22Z

DC operated

Rated control circuit voltage Uc	Type	Order code	Pkg qty	Weight (1 pce) kg
V DC				
2 N.O. + 2 N.C. main poles				
12	KC6-22Z-07	GJH1213001R0227	10	0.175
24	KC6-22Z-01	GJH1213001R0221	10	0.175
48	KC6-22Z-16	GJH1213001R1226	10	0.175
60	KC6-22Z-03	GJH1213001R0223	10	0.175
110 ... 125	KC6-22Z-04	GJH1213001R0224	10	0.175
220 ... 240	KC6-22Z-05	GJH1213001R0225	10	0.175
3 N.O. + 1 N.C. main poles				
12	KC6-31Z-07	GJH1213001R0317	10	0.175
24	KC6-31Z-01	GJH1213001R0311	10	0.175
48	KC6-31Z-16	GJH1213001R1316	10	0.175
60	KC6-31Z-03	GJH1213001R0313	10	0.175
110 ... 125	KC6-31Z-04	GJH1213001R0314	10	0.175
220 ... 240	KC6-31Z-05	GJH1213001R0315	10	0.175
4 N.O. main poles				
12	KC6-40E-07	GJH1213001R0407	10	0.175
24	KC6-40E-01	GJH1213001R0401	10	0.175
48	KC6-40E-16	GJH1213001R1406	10	0.175
60	KC6-40E-03	GJH1213001R0403	10	0.175
110 ... 125	KC6-40E-04	GJH1213001R0404	10	0.175
220 ... 240	KC6-40E-05	GJH1213001R0405	10	0.175

Other types on request

4-pole mini contactor relays – with screw terminals

KC6



KC6-31Z

DC operated - low consumption

Rated control circuit voltage Uc V DC	Type	Order code	Pkg qty	Weight (1 pce) kg
---	------	------------	------------	-------------------------

DC operation 24 V / 1.4 W

24	KC6-31Z-1.4-81	GJH1213001R8311	10	0.175
24	KC6-40E-1.4-81	GJH1213001R8401	10	0.175

DC operation 17 ... 32 V / 2.4 W

17 ... 32	KC6-31Z-2.4-51	GJH1213001R5311	10	0.175
17 ... 32	KC6-40E-2.4-51	GJH1213001R5401	10	0.175

Connection to PLCs with integrated protective circuit

DC operation 24 V / 1.7 W

24	K6S-22Z-1.7-71	GJH1213001R7221	10	0.175
24	K6S-31Z-1.7-71	GJH1213001R7311	10	0.175
24	K6S-40E-1.7-71	GJH1213001R7401	10	0.175

DC operation 17 ... 32 V / 2.8 W

17 ... 32	K6S-22Z-2.8-72	GJH1213001R7222	10	0.175
17 ... 32	K6S-31Z-2.8-72	GJH1213001R7312	10	0.175
17 ... 32	K6S-40E-2.8-72	GJH1213001R7402	10	0.175

Other types on request

3-pole mini contactors – with soldering pins

B6, B7



B6-30-10-P



B7-30-10-P

4 to 5.5 kW - AC operated

IEC		UL/CSA		Rated control circuit voltage Uc		Auxiliary contacts fitted	Type	Order code	Pkg qty	Weight (1 pce)
power	current	3-phase motor rating	General use rating	50 Hz	60 Hz					
400 V	$\theta \leq 40^\circ\text{C}$	480 V		V AC	V AC					kg
AC-3	AC-1									
kW	A	hp								

B6 mini contactors

4	12	3	300 V / 12 A	24	24	1	0	B6-30-10-P-01	GJL1211009R0101	10	0.170
						0	1	B6-30-01-P-01	GJL1211009R0011	10	0.170
				42	42	1	0	B6-30-10-P-02	GJL1211009R0102	10	0.170
						0	1	B6-30-01-P-02	GJL1211009R0012	10	0.170
				48	48	1	0	B6-30-10-P-03	GJL1211009R0103	10	0.170
						0	1	B6-30-01-P-03	GJL1211009R0013	10	0.170
				110 ...	110 ...	1	0	B6-30-10-P-84	GJL1211009R8104	10	0.170
						0	1	B6-30-01-P-84	GJL1211009R8014	10	0.170
				220 ...	220 ...	1	0	B6-30-10-P-80	GJL1211009R8100	10	0.170
						0	1	B6-30-01-P-80	GJL1211009R8010	10	0.170
380 ...	380 ...	1	0	B6-30-10-P-85	GJL1211009R8105	10	0.170				
		0	1	B6-30-01-P-85	GJL1211009R8015	10	0.170				
415	415										

B7 mini contactors

5.5	12	5	600 V / 16 A	24	24	1	0	B7-30-10-P-01	GJL1311009R0101	10	0.170
						0	1	B7-30-01-P-01	GJL1311009R0011	10	0.170
				42	42	1	0	B7-30-10-P-02	GJL1311009R0102	10	0.170
						0	1	B7-30-01-P-02	GJL1311009R0012	10	0.170
				48	48	1	0	B7-30-10-P-03	GJL1311009R0103	10	0.170
						0	1	B7-30-01-P-03	GJL1311009R0013	10	0.170
				110 ...	110 ...	1	0	B7-30-10-P-84	GJL1311009R8104	10	0.170
						0	1	B7-30-01-P-84	GJL1311009R8014	10	0.170
				220 ...	220 ...	1	0	B7-30-10-P-80	GJL1311009R8100	10	0.170
						0	1	B7-30-01-P-80	GJL1311009R8010	10	0.170
380 ...	380 ...	1	0	B7-30-10-P-85	GJL1311009R8105	10	0.170				
		0	1	B7-30-01-P-85	GJL1311009R8015	10	0.170				
415	415										

Other types on request

3-pole mini contactors – with soldering pins

BC6, BC7



BC7-30-10-P

4 to 5.5 kW - DC operated

IEC		UL/CSA		Rated control circuit voltage Uc	Auxiliary contacts fitted 	Type	Order code	Pkg qty	Weight (1 pce) kg
Rated operational power 400 V AC-3	current $\theta \leq 40^\circ\text{C}$ AC-1	3-phase motor rating 480 V	General use rating						

BC6 mini contactors with 3 N.O. main poles

4	12	3	300 V / 12 A	12	1 0	BC6-30-10-P-07	GJL1213009R0107	10	0.170
					0 1	BC6-30-01-P-07	GJL1213009R0017	10	0.170
				24	1 0	BC6-30-10-P-01	GJL1213009R0101	10	0.170
					0 1	BC6-30-01-P-01	GJL1213009R0011	10	0.170
				48	1 0	BC6-30-10-P-16	GJL1213009R1106	10	0.170
					0 1	BC6-30-01-P-16	GJL1213009R1016	10	0.170
				60	1 0	BC6-30-10-P-03	GJL1213009R0103	10	0.170
					0 1	BC6-30-01-P-03	GJL1213009R0013	10	0.170
				110 ... 125	1 0	BC6-30-10-P-04	GJL1213009R0104	10	0.170
					0 1	BC6-30-01-P-04	GJL1213009R0014	10	0.170
				220 ... 240	1 0	BC6-30-10-P-05	GJL1213009R0105	10	0.170
					0 1	BC6-30-01-P-05	GJL1213009R0015	10	0.170

BC7 mini contactors with 3 N.O. main poles

5.5	12	5	600 V / 16 A	12	1 0	BC7-30-10-P-07	GJL1313009R0107	10	0.170
					0 1	BC7-30-01-P-07	GJL1313009R0017	10	0.170
				24	1 0	BC7-30-10-P-01	GJL1313009R0101	10	0.170
					0 1	BC7-30-01-P-01	GJL1313009R0011	10	0.170
				48	1 0	BC7-30-10-P-16	GJL1313009R1106	10	0.170
					0 1	BC7-30-01-P-16	GJL1313009R1016	10	0.170
				60	1 0	BC7-30-10-P-03	GJL1313009R0103	10	0.170
					0 1	BC7-30-01-P-03	GJL1313009R0013	10	0.170
				110 ... 125	1 0	BC7-30-10-P-04	GJL1313009R0104	10	0.170
					0 1	BC7-30-01-P-04	GJL1313009R0014	10	0.170
				220 ... 240	1 0	BC7-30-10-P-05	GJL1313009R0105	10	0.170
					0 1	BC7-30-01-P-05	GJL1313009R0015	10	0.170

BC6 mini contactors 2 N.O. + 1 N.C. main poles

4	12	3	300 V / 12 A	24	1 0	BC6-21-10-P-01	GJL1213109R0101	10	0.170
				48	1 0	BC6-21-10-P-16	GJL1213109R1106	10	0.170
				60	1 0	BC6-21-10-P-03	GJL1213109R0103	10	0.170
				110 ... 125	1 0	BC6-21-10-P-04	GJL1213109R0104	10	0.170
				220 ... 240	1 0	BC6-21-10-P-05	GJL1213109R0105	10	0.170

Other types on request

3-pole mini reversing contactors – with soldering pins

VB6, VB7



VB7-30-10-P

4 to 5.5 kW - AC operated

IEC		UL/CSA		Rated control circuit voltage Uc		Auxiliary contacts fitted	Type	Order code	Pkg qty	Weight (1 pce)
power	current	3-phase motor rating	General use rating	50 Hz	60 Hz					
400 V	$\theta \leq 40^\circ\text{C}$	480 V		V AC	V AC					kg
AC-3	AC-1									
kW	A	hp								

VB6 mini reversing contactors

4	12	3	300 V / 12 A	24	24	1	0	VB6-30-10-P-01	GJL1211909R0101	5	0.345
				0	1	VB6-30-01-P-01	GJL1211909R0011	5	0.345		
42	42	1	0	VB6-30-10-P-02	GJL1211909R0102	5	0.345				
								0	1	VB6-30-01-P-02	GJL1211909R0012
48	48	1	0	VB6-30-10-P-03	GJL1211909R0103	5	0.345				
								0	1	VB6-30-01-P-03	GJL1211909R0013
110 ... 127	110 ... 127	1	0	VB6-30-10-P-84	GJL1211909R8104	5	0.345				
								0	1	VB6-30-01-P-84	GJL1211909R8014
220 ... 240	220 ... 240	1	0	VB6-30-10-P-80	GJL1211909R8100	5	0.345				
								0	1	VB6-30-01-P-80	GJL1211909R8010
380 ... 415	380 ... 415	1	0	VB6-30-10-P-85	GJL1211909R8105	5	0.345				
								0	1	VB6-30-01-P-85	GJL1211909R8015

VB7 mini reversing contactors

5.5	12	5	600 V / 16 A	24	24	1	0	VB7-30-10-P-01	GJL1311909R0101	5	0.345
				0	1	VB7-30-01-P-01	GJL1311909R0011	5	0.345		
42	42	1	0	VB7-30-10-P-02	GJL1311909R0102	5	0.345				
								0	1	VB7-30-01-P-02	GJL1311909R0012
48	48	1	0	VB7-30-10-P-03	GJL1311909R0103	5	0.345				
								0	1	VB7-30-01-P-03	GJL1311909R0013
110 ... 127	110 ... 127	1	0	VB7-30-10-P-84	GJL1311909R8104	5	0.345				
								0	1	VB7-30-01-P-84	GJL1311909R8014
220 ... 240	220 ... 240	1	0	VB7-30-10-P-80	GJL1311909R8100	5	0.345				
								0	1	VB7-30-01-P-80	GJL1311909R8010
380 ... 415	380 ... 415	1	0	VB7-30-10-P-85	GJL1311909R8105	5	0.345				
								0	1	VB7-30-01-P-85	GJL1311909R8015

Other types on request

3-pole mini reversing contactors – with soldering pins

VBC6, VBC7



VBC7-30-10-P

4 to 5.5 kW - DC operated

IEC		UL/CSA		Rated control circuit voltage Uc	Auxiliary contacts fitted	Type	Order code	Pkg qty	Weight (1 pce)
power	current	3-phase motor rating	General use rating						
400 V	$\theta \leq 40^\circ\text{C}$	480 V		V DC					
AC-3	AC-1								
kW	A	hp							kg

VBC6 mini reversing contactors

4	12	3	300 V / 12 A	12	1 0	VBC6-30-10-P-07	GJL1213909R0107	5	0.345
					0 1	VBC6-30-01-P-07	GJL1213909R0017	5	0.345
				24	1 0	VBC6-30-10-P-01	GJL1213909R0101	5	0.345
					0 1	VBC6-30-01-P-01	GJL1213909R0011	5	0.345
				48	1 0	VBC6-30-10-P-06	GJL1213909R0106	5	0.345
					0 1	VBC6-30-06-P-06	GJL1213909R0016	5	0.345
				60	1 0	VBC6-30-10-P-03	GJL1213909R0103	5	0.345
					0 1	VBC6-30-01-P-03	GJL1213909R0013	5	0.345
				110 ... 125	1 0	VBC6-30-10-P-04	GJL1213909R0104	5	0.345
					0 1	VBC6-30-01-P-04	GJL1213909R0014	5	0.345
				220 ... 240	1 0	VBC6-30-10-P-05	GJL1213909R0105	5	0.345
					0 1	VBC6-30-01-P-05	GJL1213909R0015	5	0.345

VBC7 mini reversing contactors

5.5	12	5	600 V / 16 A	12	1 0	VBC7-30-10-P-07	GJL1313909R0107	5	0.345
					0 1	VBC7-30-01-P-07	GJL1313909R0017	5	0.345
				24	1 0	VBC7-30-10-P-01	GJL1313909R0101	5	0.345
					0 1	VBC7-30-01-P-01	GJL1313909R0011	5	0.345
				48	1 0	VBC7-30-10-P-16	GJL1313909R1106	5	0.345
					0 1	VBC7-30-01-P-16	GJL1313909R1016	5	0.345
				60	1 0	VBC7-30-10-P-03	GJL1313909R0103	5	0.345
					0 1	VBC7-30-01-P-03	GJL1313909R0013	5	0.345
				110 ... 125	1 0	VBC7-30-10-P-04	GJL1313909R0104	5	0.345
					0 1	VBC7-30-01-P-04	GJL1313909R0014	5	0.345
				220 ... 240	1 0	VBC7-30-10-P-05	GJL1313909R0105	5	0.345
					0 1	VBC7-30-01-P-05	GJL1313909R0015	5	0.345

Other types on request

3-pole mini reversing contactors – with soldering pins

VB6A, VB7A



VB7-30-01-P

4 to 5.5 kW - AC operated – with safety blocking function

IEC		UL/CSA		Rated control circuit voltage U _c		Auxiliary contacts fitted	Type	Order code	Pkg qty	Weight (1 pce)
power	current	3-phase motor rating	General use rating	50 Hz	60 Hz					
400 V	$\theta \leq 40^\circ\text{C}$	480 V		V AC	V AC					kg
AC-3	AC-1									
kW	A	hp								

VB6A mini reversing contactors with safety blocking function

4	12	3	300 V / 12 A	24	24	1	0	VB6A-30-10-P-01	GJL1211919R0101	5	0.345
				0	1	VB6A-30-01-P-01	GJL1211919R0011	5	0.345		
4	12	3	300 V / 12 A	42	42	1	0	VB6A-30-10-P-02	GJL1211919R0102	5	0.345
				0	1	VB6A-30-01-P-02	GJL1211919R0012	5	0.345		
				48	48	1	0	VB6A-30-10-P-03	GJL1211919R0103	5	0.345
				0	1	VB6A-30-01-P-03	GJL1211919R0013	5	0.345		
				110 ...	110 ...	1	0	VB6A-30-10-P-84	GJL1211919R8104	5	0.345
				127	127	0	1	VB6A-30-01-P-84	GJL1211919R8014	5	0.345
				220 ...	220 ...	1	0	VB6A-30-10-P-80	GJL1211919R8100	5	0.345
				240	240	0	1	VB6A-30-01-P-80	GJL1211919R8010	5	0.345
				380 ...	380 ...	1	0	VB6A-30-10-P-85	GJL1211919R8105	5	0.345
				415	415	0	1	VB6A-30-01-P-85	GJL1211919R8015	5	0.345

VB7A mini reversing contactors with safety blocking function

5.5	12	5	600 V / 16 A	24	24	1	0	VB7A-30-10-P-01	GJL1311919R0101	5	0.345
				0	1	VB7A-30-01-P-01	GJL1311919R0011	5	0.345		
5.5	12	5	600 V / 16 A	42	42	1	0	VB7A-30-10-P-02	GJL1311919R0102	5	0.345
				0	1	VB7A-30-01-P-02	GJL1311919R0012	5	0.345		
				48	48	1	0	VB7A-30-10-P-03	GJL1311919R0103	5	0.345
				0	1	VB7A-30-01-P-03	GJL1311919R0013	5	0.345		
				110 ...	110 ...	1	0	VB7A-30-10-P-84	GJL1311919R8104	5	0.345
				127	127	0	1	VB7A-30-01-P-84	GJL1311919R8014	5	0.345
				220 ...	220 ...	1	0	VB7A-30-10-P-80	GJL1311919R8100	5	0.345
				240	240	0	1	VB7A-30-01-P-80	GJL1311919R8010	5	0.345
				380 ...	380 ...	1	0	VB7A-30-10-P-85	GJL1311919R8105	5	0.345
				415	415	0	1	VB7A-30-01-P-85	GJL1311919R8015	5	0.345

Other types on request

3-pole mini reversing contactors – with soldering pins

VBC7A



VBC7A-30-10-P

4 to 5.5 kW - DC operated – with safety blocking function

IEC		UL/CSA		Rated control circuit voltage U _c	Auxiliary contacts fitted	Type	Order code	Pkg qty	Weight (1 pce)
power	current	3-phase motor rating	General use rating						
400 V	$\theta \leq 40\text{ }^\circ\text{C}$	480 V		V DC					kg
AC-3	AC-1								
kW	A	hp							

VBC7A mini reversing contactors with safety blocking function

5.5	12	5	600 V / 16 A	12	1 0	VBC7A-30-10-P-07	GJL1313919R0107	5	0.345
					0 1	VBC7A-30-01-P-07	GJL1313919R0017	5	0.345
				24	1 0	VBC7A-30-10-P-01	GJL1313919R0101	5	0.345
					0 1	VBC7A-30-01-P-01	GJL1313919R0011	5	0.345
				48	1 0	VBC7A-30-10-P-16	GJL1313919R1106	5	0.345
					0 1	VBC7A-30-01-P-16	GJL1313919R1016	5	0.345
				60	1 0	VBC7A-30-10-P-03	GJL1313919R0103	5	0.345
					0 1	VBC7A-30-01-P-03	GJL1313919R0013	5	0.345
				110 ... 125	1 0	VBC7A-30-10-P-04	GJL1313919R0104	5	0.345
					0 1	VBC7A-30-01-P-04	GJL1313919R0014	5	0.345
				220 ... 240	1 0	VBC7A-30-10-P-05	GJL1313919R0105	5	0.345
					0 1	VBC7A-30-01-P-05	GJL1313919R0015	5	0.345

Other types on request


3-pole mini contactors – with soldering pins

BC6, BC7



BC7-30-10-P

4 to 5.5 kW - DC operated - low consumption

IEC		UL/CSA		Rated control circuit voltage Uc V DC	Auxiliary contacts fitted 	Type	Order code	Pkg qty	Weight (1 pce) kg
Rated operational power 400 V AC-3 kW	current $\theta \leq 40^\circ\text{C}$ AC-1 A	3-phase motor rating 480 V hp	General use rating						

DC operation 24 V / 1.4 W

4	12	3	300 V / 12 A	24	1 0	BC6-30-10-P-1.4-81	GJL1213009R8101	10	0.170
					0 1	BC6-30-01-P-1.4-81	GJL1213009R8011	10	0.170
5.5	12	5	600 V / 16 A	24	1 0	BC7-30-10-P-1.4-81	GJL1313009R8101	10	0.170
					0 1	BC7-30-01-P-1.4-81	GJL1313009R8011	10	0.170

DC operation 17 ... 32 V / 2.4 W, Ith < 8 A

4	12	3	300 V / 12 A	17 ... 32	1 0	BC6-30-10-P-2.4-51	GJL1213009R5101	10	0.170
					0 1	BC6-30-01-P-2.4-51	GJL1213009R5011	10	0.170
5.5	12	5	600 V / 16 A	17 ... 32	1 0	BC7-30-10-P-2.4-51	GJL1313009R5101	10	0.170
					0 1	BC7-30-01-P-2.4-51	GJL1313009R5011	10	0.170

Other types on request

4-pole mini contactor relays – with soldering pins

K6



K6-22Z-P

AC operated

Rated control circuit voltage		Type	Order code	Pkg qty	Weight (1 pce) kg
Uc					
50 Hz V AC	60 Hz V AC				
2 N.O. + 2 N.C. main poles					
24	24	K6-22Z-P-01	GJH1211009R0221	10	0.170
42	42	K6-22Z-P-02	GJH1211009R0222	10	0.170
48	48	K6-22Z-P-03	GJH1211009R0223	10	0.170
110 ...127	110 ...127	K6-22Z-P-84	GJH1211009R8224	10	0.170
220 ... 240	220 ... 240	K6-22Z-P-80	GJH1211009R8220	10	0.170
380 ... 415	380 ... 415	K6-22Z-P-85	GJH1211009R8225	10	0.170
3 N.O. + 1 N.C. main poles					
24	24	K6-31Z-P-01	GJH1211009R0311	10	0.170
42	42	K6-31Z-P-02	GJH1211009R0312	10	0.170
48	48	K6-31Z-P-03	GJH1211009R0313	10	0.170
110 ...127	110 ...127	K6-31Z-P-84	GJH1211009R8314	10	0.170
220 ... 240	220 ... 240	K6-31Z-P-80	GJH1211009R8310	10	0.170
380 ... 415	380 ... 415	K6-31Z-P-85	GJH1211009R8315	10	0.170
4 N.O. main poles					
24	24	K6-40E-P-01	GJH1211009R0401	10	0.170
42	42	K6-40E-P-02	GJH1211009R0402	10	0.170
48	48	K6-40E-P-03	GJH1211009R0403	10	0.170
110 ...127	110 ...127	K6-40E-P-84	GJH1211009R8404	10	0.170
220 ... 240	220 ... 240	K6-40E-P-80	GJH1211009R8400	10	0.170
380 ... 415	380 ... 415	K6-40E-P-85	GJH1211009R8405	10	0.170

Other types on request.

4-pole mini contactor relays – with soldering pins

KC6



KC6-22Z-P



KC6-31Z-P



KC6-31Z-P-1.4

DC operated

Rated control circuit voltage U _c V DC	Type	Order code	Pkg qty	Weight (1 pce) kg
2 N.O. + 2 N.C. main poles				
12	KC6-22Z-P-07	GJH1213009R0227	10	0.170
24	KC6-22Z-P-01	GJH1213009R0221	10	0.170
48	KC6-22Z-P-16	GJH1213009R1226	10	0.170
110 ... 125	KC6-22Z-P-04	GJH1213009R0224	10	0.170
220 ... 240	KC6-22Z-P-05	GJH1213009R0225	10	0.170
3 N.O. + 1 N.C. main poles				
24	KC6-31Z-P-01	GJH1213009R0311	10	0.170
48	KC6-31Z-P-16	GJH1213009R1316	10	0.170
110 ... 125	KC6-31Z-P-04	GJH1213009R0314	10	0.170
220 ... 240	KC6-31Z-P-05	GJH1213009R0315	10	0.170
4 N.O. main poles				
12	KC6-40E-P-07	GJH1213009R0407	10	0.170
24	KC6-40E-P-01	GJH1213009R0401	10	0.170
48	KC6-40E-P-16	GJH1213009R1406	10	0.170
110 ... 125	KC6-40E-P-04	GJH1213009R0404	10	0.170
220 ... 240	KC6-40E-P-05	GJH1213009R0405	10	0.170

Other types on request.

DC operated - low consumption

Rated control circuit voltage U _c V DC	Type	Order code	Pkg qty	Weight (1 pce) kg
DC operation 24 V / 1.4 W				
24	KC6-31Z-P-1.4-81	GJH1213009R8311	10	0.170
24	KC6-40E-P-1.4-81	GJH1213009R8401	10	0.170
DC operation 17 ... 32 V / 2.4 W				
17 ... 32	KC6-31Z-P-2.4-51	GJH1213009R5311	10	0.170
17 ... 32	KC6-40E-P-2.4-51	GJH1213009R5401	10	0.170

Other types on request

3-pole mini contactors – with flat pin connection

B6, B7



B6-30-10-F



B7-30-10-F

4 to 5.5 kW - AC operated

IEC		UL/CSA		Rated control circuit voltage U _c		Auxiliary contacts fitted	Type	Order code	Pkg qty	Weight (1 pce)
Rated operational power	current	3-phase motor rating	General use rating	50 Hz	60 Hz					
400 V	$\theta \leq 40^\circ\text{C}$	480 V		V AC	V AC					
AC-3	AC-1	hp								kg

B6 mini contactors

IEC	UL/CSA	Rated operational power	current	3-phase motor rating	General use rating	Rated control circuit voltage U _c		Auxiliary contacts fitted	Type	Order code	Pkg qty	Weight (1 pce)
						50 Hz	60 Hz					
4	20	3	300 V / 12 A			24	24	1 0	B6-30-10-F-01	GJL1211003R0101	10	0.170
								0 1	B6-30-01-F-01	GJL1211003R0011	10	0.170
						42	42	1 0	B6-30-10-F-02	GJL1211003R0102	10	0.170
								0 1	B6-30-01-F-02	GJL1211003R0012	10	0.170
						48	48	1 0	B6-30-10-F-03	GJL1211003R0103	10	0.170
								0 1	B6-30-01-F-03	GJL1211003R0013	10	0.170
						110 ...	110 ...	1 0	B6-30-10-F-84	GJL1211003R8104	10	0.170
						127	127	0 1	B6-30-01-F-84	GJL1211003R8014	10	0.170
						220 ...	220 ...	1 0	B6-30-10-F-80	GJL1211003R8100	10	0.170
						240	240	0 1	B6-30-01-F-80	GJL1211003R8010	10	0.170
						380 ...	380 ...	1 0	B6-30-10-F-85	GJL1211003R8105	10	0.170
						415	415	0 1	B6-30-01-F-85	GJL1211003R8015	10	0.170

B7 mini contactors

IEC	UL/CSA	Rated operational power	current	3-phase motor rating	General use rating	Rated control circuit voltage U _c		Auxiliary contacts fitted	Type	Order code	Pkg qty	Weight (1 pce)
						50 Hz	60 Hz					
5.5	20	5	600 V / 16 A			24	24	1 0	B7-30-10-F-01	GJL1311003R0101	10	0.170
								0 1	B7-30-01-F-01	GJL1311003R0011	10	0.170
						42	42	1 0	B7-30-10-F-02	GJL1311003R0102	10	0.170
								0 1	B7-30-01-F-02	GJL1311003R0012	10	0.170
						48	48	1 0	B7-30-10-F-03	GJL1311003R0103	10	0.170
								0 1	B7-30-01-F-03	GJL1311003R0013	10	0.170
						110 ...	110 ...	1 0	B7-30-10-F-84	GJL1311003R8104	10	0.170
						127	127	0 1	B7-30-01-F-84	GJL1311003R8014	10	0.170
						220 ...	220 ...	1 0	B7-30-10-F-80	GJL1311003R8100	10	0.170
						240	240	0 1	B7-30-01-F-80	GJL1311003R8010	10	0.170
						380 ...	380 ...	1 0	B7-30-10-F-85	GJL1311003R8105	10	0.170
						415	415	0 1	B7-30-01-F-85	GJL1311003R8015	10	0.170

Other types on request

3-pole mini contactors – with flat pin connection

BC6, BC7



BC6-30-10-F



BC7-30-10-F

4 to 5.5 kW - DC operated

IEC		UL/CSA		Rated control circuit voltage U _c	Auxiliary contacts fitted 	Type	Order code	Pkg qty	Weight (1 pce) kg
power	current	3-phase motor rating	General use rating						
400 V	$\theta \leq 40^\circ\text{C}$	480 V		V DC					
AC-3	AC-1								
kW	A	hp							

BC6 mini contactors

4	20	3	300 V / 12 A	12	1	0	BC6-30-10-F-07	GJL1213003R0107	10	0.170
					0	1	BC6-30-01-F-07	GJL1213003R0017	10	0.170
				24	1	0	BC6-30-10-F-01	GJL1213003R0101	10	0.170
					0	1	BC6-30-01-F-01	GJL1213003R0011	10	0.170
				48	1	0	BC6-30-10-F-16	GJL1213003R1106	10	0.170
					0	1	BC6-30-01-F-16	GJL1213003R1016	10	0.170
				60	1	0	BC6-30-10-F-03	GJL1213003R0103	10	0.170
					0	1	BC6-30-01-F-03	GJL1213003R0013	10	0.170
				110 ... 125	1	0	BC6-30-10-F-04	GJL1213003R0104	10	0.170
					0	1	BC6-30-01-F-04	GJL1213003R0014	10	0.170
				220 ... 240	1	0	BC6-30-10-F-05	GJL1213003R0105	10	0.170
					0	1	BC6-30-01-F-05	GJL1213003R0015	10	0.170

BC7 mini contactors

5.5	20	5	600 V / 16 A	12	1	0	BC7-30-10-F-07	GJL1313003R0107	10	0.170
					0	1	BC7-30-01-F-07	GJL1313003R0017	10	0.170
				24	1	0	BC7-30-10-F-01	GJL1313003R0101	10	0.170
					0	1	BC7-30-01-F-01	GJL1313003R0011	10	0.170
				48	1	0	BC7-30-10-F-16	GJL1313003R1106	10	0.170
					0	1	BC7-30-01-F-16	GJL1313003R1016	10	0.170
				60	1	0	BC7-30-10-F-03	GJL1313003R0103	10	0.170
					0	1	BC7-30-01-F-03	GJL1313003R0013	10	0.170
				110 ... 125	1	0	BC7-30-10-F-04	GJL1313003R0104	10	0.170
					0	1	BC7-30-01-F-04	GJL1313003R0014	10	0.170
				220 ... 240	1	0	BC7-30-10-F-05	GJL1313003R0105	10	0.170
					0	1	BC7-30-01-F-05	GJL1313003R0015	10	0.170

Other types on request

3-pole mini reversing contactors – with flat pin connection

VB7, VBC7



VB7-30-10-F

4 to 5.5 kW - C operated

IEC		UL/CSA		Rated control circuit voltage Uc		Auxiliary contacts fitted	Type	Order code	Pkg qty	Weight (1 pce)
Rated operational		3-phase motor rating 480 V	General use rating	50 Hz	60 Hz					
power 400 V AC-3	current $\theta \leq 40^\circ\text{C}$ AC-1			hp		V AC	V AC			

VB7 mini reversing contactors

5.5	20	5	600 V / 16 A	24	24	1 0	VB7-30-10-F-01	GJL1311903R0101	5	0.345
						0 1	VB7-30-01-F-01	GJL1311903R0011	5	0.345
				42	42	1 0	VB7-30-10-F-02	GJL1311903R0102	5	0.345
						0 1	VB7-30-01-F-02	GJL1311903R0012	5	0.345
				48	48	1 0	VB7-30-10-F-03	GJL1311903R0103	5	0.345
						0 1	VB7-30-01-F-03	GJL1311903R0013	5	0.345
				110 ... 127	110 ... 127	1 0	VB7-30-10-F-84	GJL1311903R8104	5	0.345
						0 1	VB7-30-01-F-84	GJL1311903R8014	5	0.345
				220 ... 240	220 ... 240	1 0	VB7-30-10-F-80	GJL1311903R8100	5	0.345
						0 1	VB7-30-01-F-80	GJL1311903R8010	5	0.345
				380 ... 415	380 ... 415	1 0	VB7-30-10-F-85	GJL1311903R8105	5	0.345
						0 1	VB7-30-01-F-85	GJL1311903R8015	5	0.345

Other types on request



VBC7-30-10-F

4 to 5.5 kW - DC operated

IEC		UL/CSA		Rated control circuit voltage Uc	Auxiliary contacts fitted	Type	Order code	Pkg qty	Weight (1 pce)
Rated operational		3-phase motor rating 480 V	General use rating						
power 400 V AC-3	current $\theta \leq 40^\circ\text{C}$ AC-1			hp		V DC			

VBC7 mini reversing contactors

5.5	20	5	600 V / 16 A	12	1 0	VBC7-30-10-F-07	GJL1313903R0107	5	0.345	
					0 1	VBC7-30-01-F-07	GJL1313903R0017	5	0.345	
				24	24	1 0	VBC7-30-10-F-01	GJL1313903R0101	5	0.345
						0 1	VBC7-30-01-F-01	GJL1313903R0011	5	0.345
				48	48	1 0	VBC7-30-10-F-16	GJL1313903R1106	5	0.345
						0 1	VBC7-30-01-F-16	GJL1313903R1016	5	0.345
				60	60	1 0	VBC7-30-10-F-03	GJL1313903R0103	5	0.345
						0 1	VBC7-30-01-F-03	GJL1313903R0013	5	0.345
				110 ... 125	110 ... 125	1 0	VBC7-30-10-F-04	GJL1313903R0104	5	0.345
						0 1	VBC7-30-01-F-04	GJL1313903R0014	5	0.345
				220 ... 240	220 ... 240	1 0	VBC7-30-10-F-05	GJL1313903R0105	5	0.345
						0 1	VBC7-30-01-F-05	GJL1313903R0015	5	0.345

Other types on request

3-pole mini reversing contactors – with flat pin connection

VB7A, VBC7A



VB7A-30-10-F

4 to 5.5 kW - AC operated – with safety blocking function

IEC		UL/CSA		Rated control circuit voltage U _c	Auxiliary contacts fitted	Type	Order code	Pkg qty	Weight (1 pce)
Rated operational power	current	3-phase motor rating	General use rating						
400 V	$\theta \leq 40^\circ\text{C}$	480 V		V AC	V AC				
AC-3	AC-1	480 V							
kW	A	hp							kg

VB7A mini reversing contactors with safety blocking function

5.5	20	5	600 V / 16 A	24	24	1	0	VB7A-30-10-F-01	GJL1311913R0101	5	0.345
						0	1	VB7A-30-01-F-01	GJL1311913R0011	5	0.345
				42	42	1	0	VB7A-30-10-F-02	GJL1311913R0102	5	0.345
						0	1	VB7A-30-01-F-02	GJL1311913R0012	5	0.345
				48	48	1	0	VB7A-30-10-F-03	GJL1311913R0103	5	0.345
						0	1	VB7A-30-01-F-03	GJL1311913R0013	5	0.345
				110 ... 127	110 ... 127	1	0	VB7A-30-10-F-84	GJL1311913R8104	5	0.345
						0	1	VB7A-30-01-F-84	GJL1311913R8014	5	0.345
				220 ... 240	220 ... 240	1	0	VB7A-30-10-F-80	GJL1311913R8100	5	0.345
						0	1	VB7A-30-01-F-80	GJL1311913R8010	5	0.345
				380 ... 415	380 ... 415	1	0	VB7A-30-10-F-85	GJL1311913R8105	5	0.345
						0	1	VB7A-30-01-F-85	GJL1311913R8015	5	0.345

Other types on request



VBC7A-30-10-F

4 to 5.5 kW - DC operated – with safety blocking function

IEC		UL/CSA		Rated control circuit voltage U _c	Auxiliary contacts fitted	Type	Order code	Pkg qty	Weight (1 pce)
Rated operational power	current	3-phase motor rating	General use rating						
400 V	$\theta \leq 40^\circ\text{C}$	480 V		V DC					
AC-3	AC-1	480 V							
kW	A	hp							kg

VBC7A mini reversing contactors with safety blocking function

5.5	20	5	600 V / 16 A	12	1	0	VBC7A-30-10-F-07	GJL1313913R0107	5	0.345
					0	1	VBC7A-30-01-F-07	GJL1313913R0017	5	0.345
				24	1	0	VBC7A-30-10-F-01	GJL1313913R0101	5	0.345
					0	1	VBC7A-30-01-F-01	GJL1313913R0011	5	0.345
				48	1	0	VBC7A-30-10-F-16	GJL1313913R1106	5	0.345
					0	1	VBC7A-30-01-F-16	GJL1313913R1016	5	0.345
				60	1	0	VBC7A-30-10-F-03	GJL1313913R0103	5	0.345
					0	1	VBC7A-30-01-F-03	GJL1313913R0013	5	0.345
				110 ... 125	1	0	VBC7A-30-10-F-04	GJL1313913R0104	5	0.345
					0	1	VBC7A-30-01-F-04	GJL1313913R0014	5	0.345
				220 ... 240	1	0	VBC7A-30-10-F-05	GJL1313913R0105	5	0.345
					0	1	VBC7A-30-01-F-05	GJL1313913R0015	5	0.345

Other types on request

3-pole mini contactors – with flat pin connection

BC6, BC7



BC6-30-10-F



BC7-30-10-F

4 to 5.5 kW - DC operated - low consumption

IEC		UL/CSA		Rated control circuit voltage U _c	Auxiliary contacts fitted	Type	Order code	Pkg qty	Weight (1 pce)
Rated operational power	current	3-phase motor rating	General use rating						
400 V	$\theta \leq 40^\circ\text{C}$	480 V		V DC					
kW	A	hp							kg

DC operation 24 V / 1.4 W

4	20	3	300 V / 12 A	24	1	0	BC6-30-10-F-1.4-81	GJL1213003R8101	10	0.170
					0	1	BC6-30-01-F-1.4-81	GJL1213003R8011	10	0.170
5.5	20	5	600 V / 16 A	24	1	0	BC7-30-10-F-1.4-81	GJL1313003R8101	10	0.170
					0	1	BC7-30-01-F-1.4-81	GJL1313003R8011	10	0.170

DC operation 17 ... 32 V / 2.4 W

4	20	3	300 V / 12 A	17 ... 32	1	0	BC6-30-10-F-2.4-51	GJL1213003R5101	10	0.170
					0	1	BC6-30-01-F-2.4-51	GJL1213003R5011	10	0.170
5.5	20	5	600 V / 16 A	17 ... 32	1	0	BC7-30-10-F-2.4-51	GJL1313003R5101	10	0.170
					0	1	BC7-30-01-F-2.4-51	GJL1313003R5011	10	0.170

Other types on request

4-pole mini contactor relays – with flat pin connection

K6



K6-22Z-F

AC operated

Rated control circuit voltage		Type	Order code	Pkg qty	Weight (1 pce) kg
Uc					
50 Hz	60 Hz				
V AC	V AC				
2 N.O. + 2 N.C. main poles					
24	24	K6-22Z-F-01	GJH1211003R0221	10	0.170
42	42	K6-22Z-F-02	GJH1211003R0222	10	0.170
48	48	K6-22Z-F-03	GJH1211003R0223	10	0.170
110 ...127	110 ...127	K6-22Z-F-84	GJH1211003R8224	10	0.170
220 ... 240	220 ... 240	K6-22Z-F-80	GJH1211003R8220	10	0.170
380 ... 415	380 ... 415	K6-22Z-F-85	GJH1211003R8225	10	0.170
3 N.O. + 1 N.C. main poles					
24	24	K6-31Z-F-01	GJH1211003R0311	10	0.170
42	42	K6-31Z-F-02	GJH1211003R0312	10	0.170
48	48	K6-31Z-F-03	GJH1211003R0313	10	0.170
110 ...127	110 ...127	K6-31Z-F-84	GJH1211003R8314	10	0.170
220 ... 240	220 ... 240	K6-31Z-F-80	GJH1211003R8310	10	0.170
380 ... 415	380 ... 415	K6-31Z-F-85	GJH1211003R8315	10	0.170
4 N.O. main poles					
24	24	K6-40E-F-01	GJH1211003R0401	10	0.170
42	42	K6-40E-F-02	GJH1211003R0402	10	0.170
48	48	K6-40E-F-03	GJH1211003R0403	10	0.170
110 ...127	110 ...127	K6-40E-F-84	GJH1211003R8404	10	0.170
220 ... 240	220 ... 240	K6-40E-F-80	GJH1211003R8400	10	0.170
380 ... 415	380 ... 415	K6-40E-F-85	GJH1211003R8405	10	0.170

Other types on request.

4-pole mini contactor relays – with flat pin connection

KC6



KC6-22Z-F-01

DC operated

Rated control circuit voltage		Type	Order code	Pkg qty	Weight (1 pce) kg
Uc	V DC				
2 N.O. + 2 N.C. main poles					
12		KC6-22Z-F-07	GJH1213003R0227	10	0.170
24		KC6-22Z-F-01	GJH1213003R0221	10	0.170
48		KC6-22Z-F-16	GJH1213003R1226	10	0.170
110 ... 125		KC6-22Z-F-04	GJH1213003R0224	10	0.170
220 ... 240		KC6-22Z-F-05	GJH1213003R0225	10	0.170
3 N.O. + 1 N.C. main poles					
12		KC6-31Z-F-07	GJH1213003R0317	10	0.170
24		KC6-31Z-F-01	GJH1213003R0311	10	0.170
48		KC6-31Z-F-16	GJH1213003R1316	10	0.170
110 ... 125		KC6-31Z-F-04	GJH1213003R0314	10	0.170
220 ... 240		KC6-31Z-F-05	GJH1213003R0315	10	0.170
4 N.O. main poles					
24		KC6-40E-F-01	GJH1213003R0401	10	0.170
48		KC6-40E-F-16	GJH1213003R1406	10	0.170
110 ... 125		KC6-40E-F-04	GJH1213003R0404	10	0.170
220 ... 240		KC6-40E-F-05	GJH1213003R0405	10	0.170

Other types on request.



KC6-31Z-F-05

DC operated - low consumption

Rated control circuit voltage		Type	Order code	Pkg qty	Weight (1 pce) kg
Uc	V DC				
DC operation 24 V / 1.4 W					
24		KC6-31Z-F-1.4-81	GJH1213003R8311	10	0.170
24		KC6-40E-F-1.4-81	GJH1213003R8401	10	0.170
DC operation 17 ... 32 V / 2.4 W					
17 ... 32		KC6-31Z-F-51	GJH1213003R5311	10	0.170
17 ... 32		KC6-40E-F-51	GJH1213003R5401	10	0.170

Other types on request

Accessories for B mini contactors



CAF6-11N



CA6-11E



CA6-11E-P



CA6-11E-F



RV-BC6/250



BSM6-30



LT6-B

Suitable for	Auxiliary contacts	Type	Order code	Pkg qty	Weight (1 pce) kg
--------------	--------------------	------	------------	---------	----------------------

Front mounted instantaneous auxiliary contact blocks

(not allowed for mounting on B6S, B7S, interface contactors)^{1,2}

B6-, B7-40-00, BC6-, BC7-40-00	1 1	CAF6-11E	GJL1201330R0002	10	0.020
VB6, VB7, VBC6, VBC7, VB6A, VB7A	2 0	CAF6-20E	GJL1201330R0006	10	0.020
VBC6A, VBC7A	0 2	CAF6-02E	GJL1201330R0010	10	0.020
B6-, B7-30-10, BC6-, BC7-30-10	1 1	CAF6-11M	GJL1201330R0003	10	0.020
VB6, VB7, VBC6, VBC7, VB6A, VB7A	2 0	CAF6-20M	GJL1201330R0007	10	0.020
VBC6A, VBC7A	0 2	CAF6-02M	GJL1201330R0011	10	0.020
B6-, B7-30-01, BC6-, BC7-30-01	1 1	CAF6-11N	GJL1201330R0004	10	0.020
VB6, VB7, VBC6, VBC7, VB6A, VB7A	2 0	CAF6-20N	GJL1201330R0008	10	0.020
VBC6A, VBC7A	0 2	CAF6-02N	GJL1201330R0012	10	0.020

Side mounted instantaneous auxiliary contact block^{1,2}

B6-, B7-40-00, BC6-, BC7-40-00	1 1	CA6-11E	GJL1201317R0002	10	0.030
B6-, B7-30-10, BC6-, BC7-30-10	1 1	CA6-11M	GJL1201317R0003	10	0.030
B6-, B7-30-01, BC6-, BC7-30-01	1 1	CA6-11N	GJL1201317R0004	10	0.030

Side mounted instantaneous auxiliary contact block with soldering pins^{1,2}

B6-, B7-40-00-P, BC6-, BC7-40-00-P	1 1	CA6-11E-P	GJL1201319R0002	10	0.025
B6-, B7-30-10-P, BC6-, BC7-30-10-P	1 1	CA6-11M-P	GJL1201319R0003	10	0.025
B6-, B7-30-01-P, BC6-, BC7-30-01-P	1 1	CA6-11N-P	GJL1201319R0004	10	0.025

Side mounted instantaneous auxiliary contact block with flat pin connection^{1,2}

B6-, B7-40-00-F, BC6-, BC7-40-00-F	1 1	CA6-11E-F	GJL1201318R0002	10	0.025
B6-, B7-30-10-F, BC6-, BC7-30-10-F	1 1	CA6-11M-F	GJL1201318R0003	10	0.025
B6-, B7-30-01-F, BC6-, BC7-30-01-F	1 1	CA6-11N-F	GJL1201318R0004	10	0.025

Soldering socket (Ith = 10 A, AC-3: 500 V / 8 A, 690 V / 3.5 A, UL: 300 V / 8 A)

B6, B7, BC6, BC7	LB6	GJL1201902R0001	10	0.020
2-pole aux.contact blocks CA	LB6-CA	GJL1201903R0001	10	0.010

¹CA6 and CAF6 must not be fitted simultaneously.

²The auxiliary contacts in the front or side blocks are not Mirror contacts

Suitable for	Rated control circuit voltage	Connection type	Type	Order code	Pkg qty	Weight (1 pce)
	UC					kg

Surge suppressors for contactor coils

BC6, BC7	24 ... 60	Cable lug	RV-BC6/60	GHV2501902R0002	10	0.005
	50 ... 250	Cable lug	RV-BC6/250	GHV2501903R0002	10	0.005

Note: Mini contactors for AC operation have an integrated protective circuit

Connecting links with manual motor starters

To connect B..VB.. mini contactor to MS116, MS132	BEA7/132	1SBN080906R1002	10	0.013
To connect B..VB.. mini contactors to MS325	BEA7/325	1SBN080906R1001	10	0.021

Connection sets for reversing contactors

VB6, VB7, VBC6, VBC7, VB6A, VB7A, VBC6A, VBC7A, cross-section 1.8 mm ²	BSM6-30	GJL1201908R0001	10	0.010
---	---------	-----------------	----	-------

Parallel connecting link

B6, B7, BC6, BC7	LP6	GJL1201907R0001	100	0.009
------------------	-----	-----------------	-----	-------

Cover cap, transparent fitting to DIN rail design, sealable

B6, B7, BC6, BC7	LT6-B	GJL1201906R0001	10	0.015
------------------	-------	-----------------	----	-------

Plastic label for markings

B6, B7, BC6, BC7	BA5-50	1SBN110000R1000	50	0.020
------------------	--------	-----------------	----	-------

Accessories for K mini contactor relays



CAF6-11K



CA6-11K



CA6-11K-P



CA6-11K-F



LT6-B



RV-BC6/250

Suitable for	Auxiliary contacts	Type	Order code	Pkg qty	Weight (1 pce)
					kg

Front mounted instantaneous auxiliary contact blocks^{1, 2}

K6, KC6	1	1	CAF6-11K	GJL1201330R0001	10	0.020
	2	0	CAF6-20K	GJL1201330R0005	10	0.020
	0	2	CAF6-02K	GJL1201330R0009	10	0.020

Side mounted instantaneous auxiliary contact block^{1, 2}

K6, KC6	1	1	CA6-11K	GJL1201317R0001	10	0.030
---------	---	---	---------	-----------------	----	-------

Side mounted instantaneous auxiliary contact block with soldering pins^{1, 2}

K6..P, KC6..P	1	1	CA6-11K-P	GJL1201319R0001	10	0.025
---------------	---	---	-----------	-----------------	----	-------

Side mounted instantaneous auxiliary contact block with flat pin connection^{1, 2}

K6..F, KC6..F	1	1	CA6-11K-F	GJL1201318R0001	10	0.025
---------------	---	---	-----------	-----------------	----	-------

Soldering socket (Ie < 8 A)

K6, KC6		LB6		GJL1201902R0001	10	0.020
2-pole auxiliary contact blocks CA		LB6-CA		GJL1201903R0001	10	0.010

¹CA6 and CAF6 must not be fitted simultaneously.

²The auxiliary contacts in the front or side blocks are not Mechanically linked contacts

Suitable for	Rated control circuit voltage	Connection type	Type	Order code	Pkg qty	Weight (1 pce)
	UC					kg
	V DC					

Surge suppressors for contactor coils


KC6	24 ... 60	Cable lug	RV-BC6/60	GHV2501902R0002	10	0.005
	50 ... 250	Cable lug	RV-BC6/250	GHV2501903R0002	10	0.005



Note: Mini contactors for AC operation have an integrated protective circuit

Cover cap, transparent fitting to DIN rail design, sealable

K6, KC6		LT6-B		GJL1201906R0001	10	0.015
---------	--	-------	--	-----------------	----	-------

M mini contactors



			Screw terminals	Screw terminals for ring tongue ferrules			
AC Control supply 							
3-pole contactors	Coil consumption (50 Hz) 5.3 VA	Type	MC1A..T	MC2A..T	MC1A..R	MC2A..R	
4-pole contactors	Coil consumption (50 Hz) 5.3 VA	Type	MC1A..T	MC2A..T	MC1A..R	-	
DC Control supply 							
3-pole contactors	Coil consumption 3 W	Type	MC1C..T	MC2C..T	MC1C..R	-	
3-pole low consumption contactors	Coil consumption 1.2 / 2 W	Type	MC1I..T / MC1K..T	MC2I..T / MC2K..T	MC1K..R	-	
3-pole extended limits coil contactors	Coil consumption 4 W	Type	MC1C..TW	MC2C..TW	-	-	
4-pole contactors	Coil consumption 3 W	Type	MC1C..T	-	MC1C..R	-	
4-pole low consumption contactors	Coil consumption 1.2 / 2 W	Type	MC1I..T / MC1K..T	-	MC1K..R	-	
4-pole extended limits coil contactors	Coil consumption 4 W	Type	MC1C..TW	MC2C..TW	-	-	
IEC	Rated operational power AC-3	230 V	kW	2.2	3	2.2	3
		400 V	kW	4	5.5	4	5.5
		500 V	kW	4	5.5	4	5.5
		690 V	kW	4 ¹	4 ¹	4 ¹	4 ¹
UL/CSA	3-phase motor rating	400 V, $\theta \leq 55^\circ\text{C}$	A	20	20	20	20
		200 V AC	hp	3	3	3	3
UL/CSA	General use rating	240 V AC	hp	3	3	3	3
		380-425 V AC	hp	3	5	3	5
		440-480 V AC	hp	5	7.5	5	7.5
		500-600 V AC	hp	5	10	5	10
	General use rating	A	20 (600 V)	20 (600 V)	20 (600 V)	20 (600 V)	

Main accessories

Auxiliary contact blocks	Front mounting	MACN / MARN
	Side mounting	MACL / MARL
Electronic timers		MREBC
Connection sets	For reversing contactors	WKMIU
Surge suppressors		MPO



Overload relays

Thermal overload relays	Class	T16
Thermal and phase failure protection, with single setup possible	10	

¹Valid for N.O. contacts only.

M mini contactor relays



			Screw terminals	Screw terminals for ring tongue ferrules	
AC Control supply 					
4-pole contactor relays	Coil consumption (50 Hz) 5.3 VA	Type	MCRA..T	MCRA..R	
DC Control supply 					
4-pole contactor relays	Coil consumption 3 W	Type	MCRC..T	MCRC..R	
4-pole low consumption contactor relays	Coil consumption 1.2 / 2 W	Type	MCRI..T / MCRK..T	MCRK..R	
4-pole extended limits coil contactor relays	Coil consumption 4 W	Type	MCRC..TW	-	
IEC	Rated operational current AC-15	240 V	A	6	6
		400 V	A	4	4
	Rated operational current DC-13	24 V	A	5	5
UL/CSA	Pilot duty		A600, Q600		
Main accessories					
Auxiliary contact blocks	Front mounting	MARN			
	Side mounting	MARL			
Electronic timers		MREBC			
Surge suppressor		MPO			

3-pole mini contactors with screw terminals


MC1A, MC2A



MC1A310AT

4 kW - AC operated

IEC		UL/CSA		Rated control circuit voltage U _c		Auxiliary contacts fitted	Type	Order code	Weight Pkg (1 pce)
Rated operational power 400 V AC-3	current θ ≤ 55 °C AC-1	3-phase motor rating 480 V	General use rating 600 V AC	V 50 Hz	V 60 Hz				
kW	A	hp	A						kg
4	20	5	20	24	24		1 0	MC1A-3-10-AT-1	1SAL102617R9901
						0 1	MC1A-3-01-AT-1	1SAL102638R9901	0.170
				48	48	1 0	MC1A-3-10-AT-9	1SAL100298R9901	0.170
						0 1	MC1A-3-01-AT-9	1SAL100320R9901	0.170
				110...115	110...120	1 0	MC1A-3-10-AT-J	1SAL100213R9901	0.170
						0 1	MC1A-3-01-AT-J	1SAL100223R9901	0.170
				120	120	1 0	MC1A-3-10-AT-4	1SAL102620R9901	0.170
						0 1	MC1A-3-01-AT-4	1SAL102641R9901	0.170
				-	208...220	1 0	MC1A-3-10-AT-M	1SAL102611R9901	0.170
						0 1	MC1A-3-01-AT-M	1SAL220348R9901	0.170
				220...230	220...230	1 0	MC1A-3-10-AT-6	1SAL102622R9901	0.170
						0 1	MC1A-3-01-AT-6	1SAL102643R9901	0.170
				220...240	240...277	1 0	MC1A-3-10-AT-N	1SAL100214R9901	0.170
						0 1	MC1A-3-01-AT-N	1SAL100224R9901	0.170
				240	240	1 0	MC1A-3-10-AT-7	1SAL102623R9901	0.170
						0 1	MC1A-3-01-AT-7	1SAL102995R9901	0.170
380...400	440	1 0	MC1A-3-10-AT-U	1SAL100215R9901	0.170				
		0 1	MC1A-3-01-AT-U	1SAL100225R9901	0.170				
415...440	480	1 0	MC1A-3-10-AT-W	1SAL102615R9901	0.170				
		0 1	MC1A-3-01-AT-W	1SAL102636R9901	0.170				
		1 0	MC1A-3-10-AT-Y	1SAL102616R9901	0.170				
		0 1	MC1A-3-01-AT-Y	1SAL102637R9901	0.170				



MC2A310AT

5.5 kW - AC operated

IEC		UL/CSA		Rated control circuit voltage U _c		Auxiliary contacts fitted	Type	Order code	Weight Pkg (1 pce)
Rated operational power 400 V AC-3	current θ ≤ 55 °C AC-1	3-phase motor rating 480 V	General use rating 600 V AC	V 50 Hz	V 60 Hz				
kW	A	hp	A						kg
5.5	20	7.5	20	24	24		1 0	MC2A-3-10-AT-1	1SAL103577R9902
						0 1	MC2A-3-01-AT-1	1SAL103569R9902	0.170
				48	48	1 0	MC2A-3-10-AT-9	1SAL103268R9902	0.170
						0 1	MC2A-3-01-AT-9	1SAL103269R9902	0.170
				110...115	110...120	1 0	MC2A-3-10-AT-J	1SAL103573R9902	0.170
						0 1	MC2A-3-01-AT-J	1SAL103565R9902	0.170
				120	120	1 0	MC2A-3-10-AT-4	1SAL101644R9902	0.170
						0 1	MC2A-3-01-AT-4	1SAL101641R9902	0.170
				-	208...220	1 0	MC2A-3-10-AT-M	1SAL103835R9902	0.170
						0 1	MC2A-3-01-AT-M	1SAL100046R9902	0.170
				220...230	220...230	1 0	MC2A-3-10-AT-6	1SAL103579R9902	0.170
						0 1	MC2A-3-01-AT-6	1SAL103571R9902	0.170
				220...240	240...277	1 0	MC2A-3-10-AT-N	1SAL103574R9902	0.170
						0 1	MC2A-3-01-AT-N	1SAL103566R9902	0.170
				240	240	1 0	MC2A-3-10-AT-7	1SAL101875R9902	0.170
						0 1	MC2A-3-01-AT-7	1SAL101877R9902	0.170
380...400	440	1 0	MC2A-3-10-AT-U	1SAL103575R9902	0.170				
		0 1	MC2A-3-01-AT-U	1SAL103567R9902	0.170				
415...440	480	1 0	MC2A-3-10-AT-W	1SAL135704R9902	0.170				
		0 1	MC2A-3-01-AT-W	1SAL135705R9902	0.170				
		1 0	MC2A-3-10-AT-Y	1SAL101876R9902	0.170				
		0 1	MC2A-3-01-AT-Y	1SAL101907R9902	0.170				

3-pole mini contactors with screw terminals

MC1C, MC2C



MC1C310AT

4 kW - DC operated

IEC		UL/CSA		Rated control circuit voltage Uc	Auxiliary contacts fitted 	Type	Order code	Weight Pkg (1pce) kg
Rated operational		3-phase motor rating 480 V	General use rating 600 V AC					
power 400 V AC-3	current $\theta \leq 55^\circ\text{C}$ AC-1			hp	A	V DC		

MC1C mini contactors

4	20	5	20	12	1 0	MC1C-3-10-AT-B	1SAL100210R9901	0.250
					0 1	MC1C-3-01-AT-B	1SAL100220R9901	0.250
				24	1 0	MC1C-3-10-AT-D	1SAL100216R9901	0.250
					0 1	MC1C-3-01-AT-D	1SAL100226R9901	0.250
				24 with Diode	1 0	MC1C-3-10-AT-DD	1SAL113312R9901	0.250
					0 1	MC1C-3-01-AT-DD	1SAL113328R9901	0.250

MC1C mini contactors with extended operating limits coil

4	20	5	20	24 ¹	1 0	MC1C-3-10-AT-WD	1SAL220373R9901	0.250
					0 1	MC1C-3-01-AT-WD	1SAL220372R9901	0.250
				48 ¹	1 0	MC1C-3-10-AT-WG	1SAL100380R9901	0.250
					0 1	MC1C-3-01-AT-WG	1SAL200795R9901	0.250
				110 ¹	1 0	MC1C-3-10-AT-WJ	1SAL220371R9901	0.250
					0 1	MC1C-3-01-AT-WJ	1SAL220370R9901	0.250
				125 ¹	1 0	MC1C-3-10-AT-WL	1SAL220460R9901	0.250
					0 1	MC1C-3-01-AT-WL	1SAL220459R9901	0.250
				220 ¹	1 0	MC1C-3-10-AT-WN	1SAL220369R9901	0.250
					0 1	MC1C-3-01-AT-WN	1SAL220368R9901	0.250

¹With the extended operating limits coils:

- at nominal voltage, U_c, a higher number of additional auxiliary contacts can be attached to the device

- a wider range of voltages, $-30\% \leq U_c \leq +30\%$, can be used for the operation with a limitation of the number of auxiliary contacts.



MC2C310AT

5.5 kW - DC operated

IEC		UL/CSA		Rated control circuit voltage Uc	Auxiliary contacts fitted 	Type	Order code	Weight Pkg (1 pce) kg
Rated operational		3-phase motor rating 480 V	General use rating 600 V AC					
power 400 V AC-3	current $\theta \leq 55^\circ\text{C}$ AC-1			hp	A	V DC		

MC2C mini contactors

5.5	20	7.5	20	12	1 0	MC2C-3-10-AT-B	1SAL103588R9902	0.250
					0 1	MC2C-3-01-AT-B	1SAL103589R9902	0.250
				24	1 0	MC2C-3-10-AT-D	1SAL103584R9902	0.250
					0 1	MC2C-3-01-AT-D	1SAL103580R9902	0.250
				24 with Diode	1 0	MC2C-3-10-AT-DD	1SAL101926R9902	0.250
					0 1	MC2C-3-01-AT-DD	1SAL101955R9902	0.250

MC2C mini contactors with extended operating limits coil

5.5	20	7.5	20	24 ¹	1 0	MC2C-3-10-AT-WD	1SAL102378R9902	0.250
					0 1	MC2C-3-01-AT-WD	1SAL102379R9902	0.250
				48 ¹	1 0	MC2C-3-10-AT-WG	1SAL101951R9902	0.250
					0 1	MC2C-3-01-AT-WG	1SAL101958R9902	0.250
				110 ¹	1 0	MC2C-3-10-AT-WJ	1SAL102381R9902	0.250
					0 1	MC2C-3-01-AT-WJ	1SAL102382R9902	0.250
				125 ¹	1 0	MC2C-3-10-AT-WL	1SAL204887R9902	0.250
					0 1	MC2C-3-01-AT-WL	1SAL204886R9902	0.250
				220 ¹	1 0	MC2C-3-10-AT-WN	1SAL100442R9902	0.250
					0 1	MC2C-3-01-AT-WN	1SAL100435R9902	0.250

¹With the extended operating limits coils:

- at nominal voltage, U_c, a higher number of additional auxiliary contacts can be attached to the device

- a wider range of voltages, $-30\% \leq U_c \leq +30\%$, can be used for the operation with a limitation of the number of auxiliary contacts.

3- pole mini contactors with screw terminals


MC1I, MC1K, MC2I, MC2K




MC1I310AT



MC2I310AT



MC1K310AT



MC2K310AT

4 to 5.5 kW - DC operated - low consumption

IEC		UL/CSA		Rated control circuit voltage U _c	Auxiliary contacts fitted	Type	Order code	Weight Pkg (1 pce)
Rated operational power	current	3-phase motor rating	General use rating					
400 V	$\theta \leq 55\text{ }^\circ\text{C}$	480 V	600 V AC					
AC-3	AC-1	hp	A	V DC				kg
DC operation 24 V / 1.2 W								
4	20	7.5	20	24	1 0	MC1I-3-10-AT-D	1SAL100572R9901	0.250
					0 1	MC1I-3-01-AT-D	1SAL100573R9901	0.250
5.5	20	7.5	20	24	1 0	MC2I-3-10-AT-D	1SAL100559R9902	0.250
					0 1	MC2I-3-01-AT-D	1SAL100538R9902	0.250
DC operation 24 V / 2 W								
4	20	7.5	20	24	1 0	MC1K-3-10-AT-D	1SAL100576R9901	0.250
					0 1	MC1K-3-01-AT-D	1SAL100577R9901	0.250
5.5	20	7.5	20	24	1 0	MC2K-3-10-AT-D	1SAL103590R9902	0.250
					0 1	MC2K-3-01-AT-D	1SAL103591R9902	0.250

3-pole mini contactors for ring tongue ferrules

MC1A..R, MC2A..R, MC1C..R, MC1K..R



MC1A310AR

4 to 5.5 kW - AC operated

IEC		UL/CSA		Rated control circuit voltage Uc	Auxiliary contacts fitted 	Type	Order code	Weight Pkg (1 pce)
Rated operational power 400 V AC-3	current $\theta \leq 55^\circ\text{C}$ AC-1	3-phase motor rating 480 V	General use rating 600 V AC					
kW	A	hp	A	V 50 Hz	V 60 Hz			kg

MC1A mini contactors

4	20	5	20	24	24	1	0	MC1A-3-10-AR-1	1SAL103386R9901	0.170
				110 ...	110 ...	0	1	MC1A-3-01-AR-1	1SAL103399R9901	0.170
				115	120	1	0	MC1A-3-10-AR-J	1SAL100182R9901	0.170
				220 ...	220 ...	0	1	MC1A-3-01-AR-J	1SAL100175R9901	0.170
				230	230	1	0	MC1A-3-10-AR-6	1SAL102157R9901	0.170
				230	230	0	1	MC1A-3-01-AR-6	1SAL102158R9901	0.170

MC2A mini contactors

5.5	20	7.5	20	24	24	1	0	MC2A-3-10-AR-1	1SAL103412R9902	0.170
				110 ...	110 ...	0	1	MC2A-3-01-AR-1	1SAL103425R9902	0.170
				115	120	1	0	MC2A-3-10-AR-J	1SAL103414R9902	0.170
				220 ...	220 ...	0	1	MC2A-3-01-AR-J	1SAL103427R9902	0.170
				230	230	1	0	MC2A-3-10-AR-6	1SAL102175R9902	0.170
				230	230	0	1	MC2A-3-01-AR-6	1SAL102176R9902	0.170



MC2A310AR

4 kW - DC operated

IEC		UL/CSA		Rated control circuit voltage Uc	Auxiliary contacts fitted 	Type	Order code	Weight Pkg (1 pce)	
Rated operational power 400 V AC-3	current $\theta \leq 55^\circ\text{C}$ AC-1	3-phase motor rating 480 V	General use rating 600 V AC						
kW	A	hp	A	V DC				kg	
4	20	5	20	12	1	0	MC1C-3-10-AR-B	1SAL101847R9901	0.250
					0	1	MC1C-3-01-AR-B	1SAL101848R9901	0.250



MC1C310AR

4 kW - DC operated - low consumption

IEC		UL/CSA		Rated control circuit voltage Uc	Auxiliary contacts fitted 	Type	Order code	Weight Pkg (1 pce)
Rated operational power 400 V AC-3	current $\theta \leq 55^\circ\text{C}$ AC-1	3-phase motor rating 480 V	General use rating 600 V AC					
kW	A	hp	A	V DC				kg

DC operation 24 V / 2 W

4	20	5	20	24	1	0	MC1K-3-10-AR-D	1SAL103446R9901	0.250
					0	1	MC1K-3-01-AR-D	1SAL101858R9901	0.250



MC1K310AR

4-pole mini contactors with screw terminals

MC1A



MC1A400AT

4 to 5.5 kW - AC operated

IEC		UL/CSA		Rated control circuit voltage		Auxiliary contacts fitted	Type	Order code	Weight Pkg (1 pce)	
power	current	3-phase motor rating	General use rating	Uc						
400 V	$\theta \leq 55^\circ\text{C}$	480 V	600 V AC	V 50 Hz	V 60 Hz				kg	
AC-3	AC-1	hp	A							
4 N.O. main poles										
4	20	5	20	24	24	0	0	MC1A-4-00-AT-1	1SAL102986R9901	0.170
				48	48	0	0	MC1A-4-00-AT-9	1SAL100296R9901	0.170
				110 ... 115	110 ... 120	0	0	MC1A-4-00-AT-J	1SAL100363R9901	0.170
				120	120	0	0	MC1A-4-00-AT-4	1SAL102989R9901	0.170
				-	208 ... 220	0	0	MC1A-4-00-AT-M	1SAL102980R9901	0.170
				220 ... 230	220 ... 230	0	0	MC1A-4-00-AT-6	1SAL102991R9901	0.170
				220 ... 240	240 ... 277	0	0	MC1A-4-00-AT-N	1SAL100364R9901	0.170
				240	240	0	0	MC1A-4-00-AT-7	1SAL103101R9901	0.170
				380 ... 400	440	0	0	MC1A-4-00-AT-U	1SAL100365R9901	0.170
				415 ... 440	480	0	0	MC1A-4-00-AT-W	1SAL102984R9901	0.170
				500	600	0	0	MC1A-4-00-AT-Y	1SAL102985R9901	0.170
2 N.O. + 2 N.C. main poles										
4	20	5	20	24	24	0	0	MC1A-B-00-AT-1	1SAL103007R9901	0.170
				48	48	0	0	MC1A-B-00-AT-9	1SAL100400R9901	0.170
				110 ... 115	110 ... 120	0	0	MC1A-B-00-AT-J	1SAL100373R9901	0.170
				120	120	0	0	MC1A-B-00-AT-4	1SAL103010R9901	0.170
				-	208 ... 220	0	0	MC1A-B-00-AT-M	1SAL103001R9901	0.170
				220 ... 230	220 ... 230	0	0	MC1A-B-00-AT-6	1SAL103012R9901	0.170
				240	240	0	0	MC1A-B-00-AT-7	1SAL103099R9901	0.170
				220 ... 240	240 ... 277	0	0	MC1A-B-00-AT-N	1SAL100374R9901	0.170
				380 ... 400	440	0	0	MC1A-B-00-AT-U	1SAL100375R9901	0.170
				415 ... 440	480	0	0	MC1A-B-00-AT-W	1SAL101834R9901	0.170
				500	600	0	0	MC1A-B-00-AT-Y	1SAL103006R9901	0.170

Note: Other contact configuration available. Please consult your ABB local sales organization.

4-pole mini contactors with screw terminals

MC2A



MC2A400AT

4 to 5.5 kW - AC operated

IEC		UL/CSA		Rated control circuit voltage U _c		Auxiliary contacts fitted	Type	Order code	Weight Pkg (1 pce)	
Rated operational power	current	3-phase motor rating	General use rating	V 50 Hz	V 60 Hz					
400 V	$\theta \leq 55^\circ\text{C}$	480 V	600 V AC							
AC-3	AC-1	hp	A							kg
4 N.O. main poles										
5.5	20	7.5	20	24	24	0	0	MC2A-4-00-AT-1	1SAL101645R9902	0.170
				48	48	0	0	MC2A-4-00-AT-9	1SAL116195R9902	0.170
				110 ...	110 ...	0	0	MC2A-4-00-AT-J	1SAL116184R9902	0.170
				115	120					
				120	120	0	0	MC2A-4-00-AT-4	1SAL101647R9902	0.170
				–	208 ...	0	0	MC2A-4-00-AT-M	1SAL101912R9902	0.170
					220					
				220 ...	220 ...	0	0	MC2A-4-00-AT-6	1SAL103595R9902	0.170
				230	230					
				220 ...	240 ...	0	0	MC2A-4-00-AT-N	1SAL116177R9902	0.170
				240	277					
240	240	0	0	MC2A-4-00-AT-7	1SAL101910R9902	0.170				
380 ...	440	0	0	MC2A-4-00-AT-U	1SAL103292R9902	0.170				
400										
415 ...	480	0	0	MC2A-4-00-AT-W	1SAL116193R9902	0.170				
440										
500	600	0	0	MC2A-4-00-AT-Y	1SAL101915R9902	0.170				
2 N.O. + 2 N.C. main poles										
5.5	20	7.5	20	24	24	0	0	MC2A-B-00-AT-1	1SAL101648R9902	0.170
				48	48	0	0	MC2A-B-00-AT-9	1SAL248068R9902	0.170
				110 ...	110 ...	0	0	MC2A-B-00-AT-J	1SAL110548R9902	0.170
				115	120					
				120	120	0	0	MC2A-B-00-AT-4	1SAL101650R9902	0.170
				–	208 ...	0	0	MC2A-B-00-AT-M	1SAL101918R9902	0.170
					220					
				220 ...	220 ...	0	0	MC2A-B-00-AT-6	1SAL103027R9902	0.170
				230	230					
				220 ...	240 ...	0	0	MC2A-B-00-AT-N	1SAL135699R9902	0.170
				240	277					
240	240	0	0	MC2A-B-00-AT-7	1SAL101917R9902	0.170				
380 ...	440	0	0	MC2A-B-00-AT-U	1SAL101919R9902	0.170				
400										
415 ...	480	0	0	MC2A-B-00-AT-W	1SAL247441R9902	0.170				
440										
500	600	0	0	MC2A-B-00-AT-Y	1SAL101923R9902	0.170				

Note: Other contact configuration available. Please consult your ABB local sales organization.

4-pole mini contactors with screw terminals

MC1C, MC2C, MC1I, MC1K



MC1C400AT

4 to 5.5 kW - DC operated

IEC		UL/CSA		Rated control circuit voltage U _c	Auxiliary contacts fitted	Type	Order code	Weight Pkg (1 pce)
Rated operational power	current	3-phase motor rating	General use rating					
400 V	$\theta \leq 55^\circ\text{C}$	480 V	600 V AC	V DC				kg
AC-3	AC-1	480 V	600 V AC					
kW	A	hp	A					

4 N.O. main poles

Rated operational power	current	3-phase motor rating	General use rating	Rated control circuit voltage U _c	Auxiliary contacts fitted	Type	Order code	Weight Pkg (1 pce)
4	20	5	20	12	0 0	MC1C-4-00-AT-B	1SAL100360R9901	0.250
				24	0 0	MC1C-4-00-AT-D	1SAL100366R9901	0.250
				24 with Diode	0 0	MC1C-4-00-AT-DD	1SAL101841R9901	0.250

4 N.O. main poles mini contactors with extended operating limits coil

Rated operational power	current	3-phase motor rating	General use rating	Rated control circuit voltage U _c	Auxiliary contacts fitted	Type	Order code	Weight Pkg (1 pce)
4	20	5	20	24 ¹	0 0	MC1C-4-00-AT-WD	1SAL220344R9901	0.250
				48 ¹	0 0	MC1C-4-00-AT-WG	1SAL220364R9901	0.250
				110 ¹	0 0	MC1C-4-00-AT-WJ	1SAL220342R9901	0.250
				125 ¹	0 0	MC1C-4-00-AT-WL	1SAL220462R9901	0.250
				220 ¹	0 0	MC1C-4-00-AT-WN	1SAL220340R9901	0.250
5.5	20	7.5	20	24 ¹	0 0	MC2C-4-00-AT-WD	1SAL101961R9902	0.250
				48 ¹	0 0	MC2C-4-00-AT-WG	1SAL101962R9902	0.250
				110 ¹	0 0	MC2C-4-00-AT-WJ	1SAL101963R9902	0.250
				125 ¹	0 0	MC2C-4-00-AT-WL	1SAL101964R9902	0.250
				220 ¹	0 0	MC2C-4-00-AT-WN	1SAL100445R9902	0.250

2 N.O. + 2 N.C. main poles mini contactors with extended operating limits coil

Rated operational power	current	3-phase motor rating	General use rating	Rated control circuit voltage U _c	Auxiliary contacts fitted	Type	Order code	Weight Pkg (1 pce)
4	20	5	20	24 ¹	0 0	MC1C-B-00-AT-WD	1SAL220345R9901	0.250
				48 ¹	0 0	MC1C-B-00-AT-WG	1SAL220366R9901	0.250
				110 ¹	0 0	MC1C-B-00-AT-WJ	1SAL220343R9901	0.250
				125 ¹	0 0	MC1C-B-00-AT-WL	1SAL220461R9901	0.250
				220 ¹	0 0	MC1C-B-00-AT-WN	1SAL220341R9901	0.250
5.5	20	7.5	20	24 ¹	0 0	MC2C-B-00-AT-WD	1SAL101965R9902	0.250
				48 ¹	0 0	MC2C-B-00-AT-WG	1SAL101966R9902	0.250
				110 ¹	0 0	MC2C-B-00-AT-WJ	1SAL101967R9902	0.250
				125 ¹	0 0	MC2C-B-00-AT-WL	1SAL204888R9902	0.250
				220 ¹	0 0	MC2C-B-00-AT-WN	1SAL101968R9902	0.250

Note : Other contact configuration available. Please consult your ABB local sales organization.

¹With the extended operating limits coils:

- at nominal voltage, U_c, a higher number of additional auxiliary contacts can be attached to the device

- a wider range of voltages, -30% ≤ U_c ≤ +30%, can be used for the operation with a limitation of the number of auxiliary contacts.



MC1I400AT

4 kW - DC operated - low consumption

IEC		UL/CSA		Rated control circuit voltage U _c	Type	Order code	Weight Pkg (1 pce)
Rated operational power	current	3-phase motor rating	General use rating				
400 V	$\theta \leq 55^\circ\text{C}$	480 V	600 V AC	V DC			kg
AC-3	AC-1	480 V	600 V AC				
kW	A	hp	A				

DC operation 24 V / 1.2 W

Rated operational power	current	3-phase motor rating	General use rating	Rated control circuit voltage U _c	Type	Order code	Weight Pkg (1 pce)
4	20	5	20	24	MC1I-4-00-AT-D	1SAL101840R9901	0.250

DC operation 24 V / 2 W

Rated operational power	current	3-phase motor rating	General use rating	Rated control circuit voltage U _c	Type	Order code	Weight Pkg (1 pce)
4	20	5	20	24	MC1K-4-00-AT-D	1SAL100569R9901	0.250



MC1K400AT

4-pole mini contactors for ring tongue ferrules

MC1A..R, MC1C..R, MC1K..R



MC1A400AR

4 kW - AC operated

IEC		UL/CSA		Rated control circuit voltage Uc	Auxiliary contacts fitted	Type	Order code	Weight Pkg (1 pce)		
Rated operational power	current	3-phase motor rating	General use rating							
400 V	$\theta \leq 55^\circ\text{C}$	480 V	600 V AC	V 50 Hz	V 60 Hz			kg		
AC-3	AC-1	480 V	600 V AC							
kW	A	hp	A							
4 N.O. main poles										
4	20	5	20	24	24	0	0	MC1A-4-00-AR-1	1SAL102160R9901	0.170
				110 ...	110 ...	0	0	MC1A-4-00-AR-J	1SAL102166R9901	0.170
				115	120					
				220 ...	220 ...	0	0	MC1A-4-00-AR-6	1SAL102164R9901	0.170
				230	230					
2 N.O. + 2 N.C. main poles										
4	20	5	20	24	24	0	0	MC1A-B-00-AR-1	1SAL102172R9901	0.170
				110 ...	110 ...	0	0	MC1A-B-00-AR-J	1SAL102174R9901	0.170
				115	120					
				220 ...	220 ...	0	0	MC1A-B-00-AR-6	1SAL102173R9901	0.170
				230	230					



MC1C400AR

4 kW - DC operated

IEC		UL/CSA		Rated control circuit voltage Uc	Auxiliary contacts fitted	Type	Order code	Weight Pkg (1 pce)	
Rated operational power	current	3-phase motor rating	General use rating						
400 V	$\theta \leq 55^\circ\text{C}$	480 V	600 V AC	V DC				kg	
AC-3	AC-1	480 V	600 V AC						
kW	A	hp	A						
4 N.O. main poles									
4	20	5	20	12	0	0	MC1C-4-00-AR-B	1SAL101859R9901	0.250



MC1K400AR

4 kW - DC operated - low consumption

IEC		UL/CSA		Rated control circuit voltage Uc	Type	Order code	Weight Pkg (1 pce)
Rated operational power	current	3-phase motor rating	General use rating				
400 V	$\theta \leq 55^\circ\text{C}$	480 V	600 V AC	V DC			kg
AC-3	AC-1	480 V	600 V AC				
kW	A	hp	A				
4	20	5	20	24	MC1K-4-00-AR-D	1SAL101860R9901	0.250

4-pole mini contactor relays with screw terminals

MCRA



MCRA040AT

AC operated

Rated control circuit voltage U _c		Auxiliary contacts fitted	Type	Order code	Weight Pkg (1 pce)
V 50 Hz	V 60 Hz				kg
4 N.O. poles					
24	24	4 0	MCRA-0-40-AT-1	1SAH102013R9900	0.170
48	48	4 0	MCRA-0-40-AT-9	1SAH108237R9900	0.170
110 ... 115	110 ... 120	4 0	MCRA-0-40-AT-J	1SAH100003R9900	0.170
120	120	4 0	MCRA-0-40-AT-4	1SAH102016R9900	0.170
-	208 ... 220	4 0	MCRA-0-40-AT-M	1SAH102007R9900	0.170
220 ... 230	220 ... 230	4 0	MCRA-0-40-AT-6	1SAH102018R9900	0.170
220 ... 240	240 ... 277	4 0	MCRA-0-40-AT-N	1SAH100004R9900	0.170
240	240	4 0	MCRA-0-40-AT-7	1SAH103106R9900	0.170
380 ... 400	440	4 0	MCRA-0-40-AT-U	1SAH100005R9900	0.170
415 ... 440	480	4 0	MCRA-0-40-AT-W	1SAH102011R9900	0.170
500	600	4 0	MCRA-0-40-AT-Y	1SAH102012R9900	0.170
3 N.O. + 1 N.C. poles					
24	24	3 1	MCRA-0-31-AT-1	1SAH102034R9900	0.170
48	48	3 1	MCRA-0-31-AT-9	1SAH108238R9900	0.170
110 ... 115	110 ... 120	3 1	MCRA-0-31-AT-J	1SAH100013R9900	0.170
120	120	3 1	MCRA-0-31-AT-4	1SAH102037R9900	0.170
-	208 ... 220	3 1	MCRA-0-31-AT-M	1SAH102028R9900	0.170
220 ... 230	220 ... 230	3 1	MCRA-0-31-AT-6	1SAH102039R9900	0.170
220 ... 240	240 ... 277	3 1	MCRA-0-31-AT-N	1SAH100014R9900	0.170
240	240	3 1	MCRA-0-31-AT-7	1SAH103105R9900	0.170
380 ... 400	440	3 1	MCRA-0-31-AT-U	1SAH100015R9900	0.170
415 ... 440	480	3 1	MCRA-0-31-AT-W	1SAH102032R9900	0.170
500	600	3 1	MCRA-0-31-AT-Y	1SAH102033R9900	0.170
2 N.O. + 2 N.C. poles					
24	24	2 2	MCRA-0-22-AT-1	1SAH220438R9900	0.170
48	48	2 2	MCRA-0-22-AT-9	1SAH108236R9900	0.170
110 ... 115	110 ... 120	2 2	MCRA-0-22-AT-J	1SAH100023R9900	0.170
120	120	2 2	MCRA-0-22-AT-4	1SAH102058R9900	0.170
-	208 ... 220	2 2	MCRA-0-22-AT-M	1SAH102049R9900	0.170
220 ... 230	220 ... 230	2 2	MCRA-0-22-AT-6	1SAH102060R9900	0.170
220 ... 240	240 ... 277	2 2	MCRA-0-22-AT-N	1SAH100024R9900	0.170
240	240	2 2	MCRA-0-22-AT-7	1SAH102061R9900	0.170
380 ... 400	440	2 2	MCRA-0-22-AT-U	1SAH100025R9900	0.170
415 ... 440	480	2 2	MCRA-0-22-AT-W	1SAH102053R9900	0.170
500	600	2 2	MCRA-0-22-AT-Y	1SAH102054R9900	0.170

Note : Other contact configuration available. Please consult your ABB local sales organization.

4-pole mini contactor relays with screw terminals

MCRC



MCRC040AT

DC operated

Rated control circuit voltage Uc	Auxiliary contacts fitted	Type	Order code	Weight Pkg (1 pce)
V DC				kg
4 N.O. poles				
12	4 0	MCRC-0-40-AT-B	1SAH100000R9900	0.235
24	4 0	MCRC-0-40-AT-D	1SAH100006R9900	0.235
24 with Diode	4 0	MCRC-0-40-AT-DD	1SAH113311R9900	0.235
3 N.O. + 1 N.C. poles				
12	3 1	MCRC-0-31-AT-B	1SAH100010R9900	0.235
24	3 1	MCRC-0-31-AT-D	1SAH100016R9900	0.235
24 with Diode	3 1	MCRC-0-31-AT-DD	1SAH113325R9900	0.235
2 N.O. + 2 N.C. poles				
12	2 2	MCRC-0-22-AT-B	1SAH100020R9900	0.235
24	2 2	MCRC-0-22-AT-D	1SAH100026R9900	0.235
24 with Diode	2 2	MCRC-0-22-AT-DD	1SAH113324R9900	0.235
4 N.O. poles MCRC mini contactors relays with extended operating limits coil				
24 ¹	4 0	MCRC-0-40-AT-WD	1SAH220410R9900	0.235
48 ¹	4 0	MCRC-0-40-AT-WG	1SAH220463R9900	0.235
110 ¹	4 0	MCRC-0-40-AT-WJ	1SAH220407R9900	0.235
125 ¹	4 0	MCRC-0-40-AT-WL	1SAH220458R9900	0.235
220 ¹	4 0	MCRC-0-40-AT-WN	1SAH220404R9900	0.235
3 N.O. + 1 N.C. poles mini contactors relays with extended operating limits coil				
24 ¹	3 1	MCRC-0-31-AT-WD	1SAH220409R9900	0.235
48 ¹	3 1	MCRC-0-31-AT-WG	1SAH100070R9900	0.235
110 ¹	3 1	MCRC-0-31-AT-WJ	1SAH220406R9900	0.235
125 ¹	3 1	MCRC-0-31-AT-WL	1SAH220457R9900	0.235
220 ¹	3 1	MCRC-0-31-AT-WN	1SAH220403R9900	0.235
2 N.O. + 2 N.C. poles mini contactors relays with extended operating limits coil				
17 ... 32	2 2	MCRC-0-22-AT-WD	1SAH220408R9900	0.235
34 ... 62	2 2	MCRC-0-22-AT-WG	1SAH100082R9900	0.235
77 ... 143	2 2	MCRC-0-22-AT-WJ	1SAH107171R9900	0.235
87 ... 162	2 2	MCRC-0-22-AT-WL	1SAH220456R9900	0.235
154 ... 286	2 2	MCRC-0-22-AT-WN	1SAH220402R9900	0.235

Note: Other contact configuration available. Please consult your ABB local sales organization.

¹With the extended operating limits coils:

- at nominal voltage, U_c, a higher number of additional auxiliary contacts can be attached to the device

- a wider range of voltages, -30% ≤ U_c ≤ +30%, can be used for the operation with a limitation of the number of auxiliary contacts.

4-pole mini contactor relays with screw terminals

MCRI, MCRK



MCRI040AT

DC operated - low consumption

Rated control circuit voltage U_c	Auxiliary contacts fitted	Type	Order code	Weight Pkg (1 pce) kg
V DC				
DC operation 24 V / 1.2 W				
24	4 0	MCRI-0-40-AT-D	1SAH100530R9900	0.235
	3 1	MCRI-0-31-AT-D	1SAH100531R9900	0.235
	2 2	MCRI-0-22-AT-D	1SAH100532R9900	0.235
DC operation 24 V / 2 W				
24	4 0	MCRK-0-40-AT-D	1SAH100533R9900	0.235
	3 1	MCRK-0-31-AT-D	1SAH100534R9900	0.235
	2 2	MCRK-0-22-AT-D	1SAH100535R9900	0.235



MCRK040AT

4-pole mini contactor relays for ring tongue ferrules

MCRA..R, MCRC..R, MCRK..R



MCRA040AR

AC operated

Rated control circuit voltage Uc		Auxiliary contacts fitted	Type	Order code	Weight Pkg (1 pce)
V 50 Hz					V 60 Hz
4 N.O. poles					
24	24	4 0	MCRA-0-40-AR-1	1SAH102177R9900	0.170
110 ... 115	110 ... 120	4 0	MCRA-0-40-AR-J	1SAH102179R9900	0.170
220 ... 230	220 ... 230	4 0	MCRA-0-40-AR-6	1SAH102178R9900	0.170
3 N.O. + 1 N.C. poles					
24	24	3 1	MCRA-0-31-AR-1	1SAH102180R9900	0.170
110 ... 115	110 ... 120	3 1	MCRA-0-31-AR-J	1SAH102182R9900	0.170
220 ... 230	220 ... 230	3 1	MCRA-0-31-AR-6	1SAH102181R9900	0.170
2 N.O. + 2 N.C. poles					
24	24	2 2	MCRA-0-22-AR-1	1SAH102183R9900	0.170
110 ... 115	110 ... 120	2 2	MCRA-0-22-AR-J	1SAH100485R9900	0.170
220 ... 230	220 ... 230	2 2	MCRA-0-22-AR-6	1SAH102184R9900	0.170



MCRC040AR

DC operated

Rated control circuit voltage Uc		Auxiliary contacts fitted	Type	Order code	Weight Pkg (1 pce)
V DC					kg
12		4 0	MCRC-0-40-AR-B	1SAH101994R9900	0.245
		3 1	MCRC-0-31-AR-B	1SAH101996R9900	0.245
		2 2	MCRC-0-22-AR-B	1SAH101998R9900	0.245



MCRK040AR

DC operated - low consumption - 24 V / 2 W

Rated control circuit voltage Uc		Auxiliary contacts fitted	Type	Order code	Weight Pkg (1 pce)
V DC					kg
24		4 0	MCRK-0-40-AR-D	1SAH101995R9900	0.245
		3 1	MCRK-0-31-AR-D	1SAH101997R9900	0.245
		2 2	MCRK-0-22-AR-D	1SAH100540R9900	0.245

Auxiliary contact blocks for MC1 and MC2 mini contactors

With screw terminals and specific screw terminals for ring tongue ferrules



MACN211AT




MACN422AT



MACL110AT

Screw terminals

Suitable for	Auxiliary contacts 	Type	Order code	Weight Pkg (1 pce) kg
--------------	---	------	------------	--------------------------


Front mounted instantaneous auxiliary contact blocks

All MC1 and MC2 variants Contacts in accordance with EN 50012	1 1	MACN2-11-AT	1SAL100999R9906	0.030
	0 2	MACN2-02-AT	1SAL100998R9906	0.030
	3 1	MACN4-31-AT	1SAL100995R9906	0.040
	2 2	MACN4-22-AT	1SAL100996R9906	0.040
	1 3	MACN4-13-AT	1SAL100997R9906	0.040
All MC1 and MC2 variants Contacts in accordance with EN 50005	2 0	MARN2-20-AT	1SAL100994R9906	0.030
	1 1	MARN2-11-AT	1SAL100993R9906	0.030
	0 2	MARN2-02-AT	1SAL100992R9906	0.030
	4 0	MARN4-40-AT	1SAL100991R9906	0.040
	3 1	MARN4-31-AT	1SAL100990R9906	0.040
	2 2	MARN4-22-AT	1SAL100989R9906	0.040
	1 3	MARN4-13-AT	1SAL100988R9906	0.040
	0 4	MARN4-04-AT	1SAL100987R9906	0.040

Side mounted instantaneous auxiliary contact block

All MC1 and MC2 variants Contacts in accordance with EN 50012	1 0	MACL1-10-AT	1SAL100560R9906	0.017
	0 1	MACL1-01-AT	1SAL100561R9906	0.017
All MC1 and MC2 variants Contacts in accordance with EN 50005	1 0	MARL1-10-ATS	1SAL100519R9906	0.017
	0 1	MARL1-01-ATS	1SAL100520R9906	0.017

Specific screw terminals for ring tongue ferrules

Suitable for	Auxiliary contacts 	Type	Order code	Weight Pkg (1 pce) kg
--------------	---	------	------------	--------------------------

Front mounted instantaneous auxiliary contact blocks

All MC1 and MC2 variants Contacts in accordance with EN 50012	1 1	MACN2-11-AR	1SAL103557R9906	0.030
	0 2	MACN2-02-AR	1SAL103558R9906	0.030
	3 1	MACN4-31-AR	1SAL103559R9906	0.040
	2 2	MACN4-22-AR	1SAL103560R9906	0.040
	1 3	MACN4-13-AR	1SAL103561R9906	0.040
All MC1 and MC2 variants Contacts in accordance with EN 50005	2 0	MARN2-20-AR	1SAL103349R9906	0.030
	1 1	MARN2-11-AR	1SAL103350R9906	0.030
	0 2	MARN2-02-AR	1SAL103351R9906	0.030
	4 0	MARN4-40-AR	1SAL103352R9906	0.040
	3 1	MARN4-31-AR	1SAL103353R9906	0.040
	2 2	MARN4-22-AR	1SAL103354R9906	0.040
	1 3	MARN4-13-AR	1SAL103355R9906	0.040
	0 4	MARN4-04-AR	1SAL103300R9906	0.040

Side mounted instantaneous auxiliary contact block

All MC1 and MC2 variants Contacts in accordance with EN 50012	1 0	MACL1-10-AR	1SAL103555R9906	0.017
	0 1	MACL1-01-AR	1SAL103556R9906	0.017
All MC1 and MC2 variants Contacts in accordance with EN 50005	1 0	MARL1-10-ARS	1SAL103299R9906	0.017
	0 1	MARL1-01-ARS	1SAL103298R9906	0.017



MARN211AR



MARN422AR



MACL110AR


Other accessories for MC1 and MC2 mini contactors



MP0AAE1



MREBC10AC2




MMH0



WKMIU



MVB0R



MVP0C



MVB0L

Suitable for	Rated control circuit voltage Uc			Protection type	Type	Order code	Pkg qty	Weight (1 pce) kg
	V DC	V 50 Hz	V 60 Hz					
Surge suppressors for contactor coils								
All MC1 and MC2 DC operated variants	6 ... 250	–	–	Diode	MPOC-AE3	1SAL100546R9906	1	0.006
All MC1 and MC2 AC operated variants	–	12 ... 60	12 ... 60	R/C	MPOA-AE1	1SAL100544R9906	1	0.006
	–	72 ... 250	72 ... 250	R/C	MPOA-AE2	1SAL100545R9906	1	0.006
All MC1 and MC2 variants	24 ... 48	24 ... 48	24 ... 48	Varistor	MPOD-AE4	1SAL100536R9906	1	0.006
	50 ... 127	50 ... 127	50 ... 127	Varistor	MPOD-AE5	1SAL204848R9906	1	0.006
	130 ... 250	130 ... 250	130 ... 250	Varistor	MPOD-AE6	1SAL204849R9906	1	0.006
Electronic timers								
All MC1 and MC2 variants	24 ... 250	24 ... 250	24 ... 250	0.5 ... 60 sec.	MREB-C10-AC2	1SAL100541R9906	1	0.040
	–	–	–	0.2 ... 24 sec.	MREB-C20-AC2	1SAL100542R9906	1	0.040
DIN rail adapter for electronic timers								
All MREBC variants					MVB-OR	1SAL100543R9906	1	0.003
Mechanical interlock								
All MC1 and MC2 variants					MMH-0	1SAL100547R9906	1	0.003
Parallel connecting link								
All MC1 and MC2 variants					MVP-0C	1SAL100600R9906	1	0.010
Connection sets for reversing contactors								
All MC1 and MC2 variants					WKM-IU	1SAL101421R9906	1	0.030
Lütze® rail adapter for contactors and contactor relays								
All MC1 and MC2 variants					MVB-0L	1SAL101830R9906	30	0.002

Auxiliary contact blocks for MCR mini contactor relays

With screw terminals and specific screw terminals for ring tongue ferrules



MARN211AT

Screw terminals

Suitable for	Auxiliary contacts	Type	Order code	Weight Pkg (1 pce)
				kg



MARN422AT

Front mounted instantaneous auxiliary contact blocks

All MCR variants Contacts in accordance with EN 50005	2	0	MARN2-20-AT	1SAL100994R9906	0.030
	1	1	MARN2-11-AT	1SAL100993R9906	0.030
	0	2	MARN2-02-AT	1SAL100992R9906	0.030
	4	0	MARN4-40-AT	1SAL100991R9906	0.040
	3	1	MARN4-31-AT	1SAL100990R9906	0.040
	2	2	MARN4-22-AT	1SAL100989R9906	0.040
	1	3	MARN4-13-AT	1SAL100988R9906	0.040
	0	4	MARN4-04-AT	1SAL100987R9906	0.040



MARL110AT

Side mounted instantaneous auxiliary contact block

All MCR variants	1	0	MARL1-10-AT	1SAL100513R9906	0.017
	0	1	MARL1-01-AT	1SAL100514R9906	0.017
	1	0	MARL1-10-ATS	1SAL100519R9906	0.017
	0	1	MARL1-01-ATS	1SAL100520R9906	0.017

Specific screw terminals for ring tongue ferrules



MARN211AR

Suitable for	Auxiliary contacts	Type	Order code	Weight Pkg (1 pce)
				kg



MARN422AR

Front mounted instantaneous auxiliary contact blocks

All MCR variants Contacts in accordance with EN 50005	2	0	MARN2-20-AR	1SAL103349R9906	0.030
	1	1	MARN2-11-AR	1SAL103350R9906	0.030
	0	2	MARN2-02-AR	1SAL103351R9906	0.030
	4	0	MARN4-40-AR	1SAL103352R9906	0.040
	3	1	MARN4-31-AR	1SAL103353R9906	0.040
	2	2	MARN4-22-AR	1SAL103354R9906	0.040
	1	3	MARN4-13-AR	1SAL103355R9906	0.040
	0	4	MARN4-04-AR	1SAL103300R9906	0.040



MARL110AR

Side mounted instantaneous auxiliary contact block

All MCR variants	1	0	MARL1-10-AR	1SAL103356R9906	0.017
	0	1	MARL1-01-AR	1SAL103357R9906	0.017
	1	0	MARL1-10-ARS	1SAL103299R9906	0.017
	0	1	MARL1-01-ARS	1SAL103298R9906	0.017

Other accessories for MCR mini contactor relays



MP0AAE1



MREBC10AC2



MVB0R



MMH0




MVB0L

Suitable for	Rated control circuit voltage U _c			Protection type	Type	Order code	Pkg qty	Weight (1 pce) kg
	V DC	V 50 Hz	V 60 Hz					
Surge suppressors for contactor coils								
All MCR DC operated variants	6 ... 250	–	–	Diode	MPOC-AE3	1SAL100546R9906	1	0.006
All MC1 and MC2 AC operated variants	–	12 ... 60	12 ... 60	R/C	MPOA-AE1	1SAL100544R9906	1	0.006
	–	72 ... 250	72 ... 250	R/C	MPOA-AE2	1SAL100545R9906	1	0.006
All MCR variants	24 ... 48	24 ... 48	24 ... 48	Varistor	MPOD-AE4	1SAL100536R9906	1	0.006
	50 ... 127	50 ... 127	50 ... 127	Varistor	MPOD-AE5	1SAL204848R9906	1	0.006
	130 ... 250	130 ... 250	130 ... 250	Varistor	MPOD-AE6	1SAL204849R9906	1	0.006
Electronic timers								
All MCR variants	24 ... 250	24 ... 250	24 ... 250	0.5 ... 60 sec.	MREB-C10-AC2	1SAL100541R9906	1	0.040
	-	-	-	0.2 ... 24 sec	MREB-C20-AC2	1SAL100542R9906	1	0.040
DIN rail adapter for electronic timers								
All MREBC variants					MVB-0R	1SAL100543R9906	1	0.003
Mechanical interlock								
All MCR variants					MMH-0	1SAL100547R9906	1	0.003
Lütze® rail adapter for contactors and contactor relays								
All MCR variants					MVB-0L	1SAL101830R9906	30	0.002


Thermal and electronic overload relays

Thermal overload relays



IEC: rated operational power AC-3	400 V	0.06 ... 7.5 kW	0.06 ... 7.5 kW	0.06 ... 18.5 kW	11 ... 37 kW
UL/CSA: 3-phase hp-ratings	480 V	1/2 ... 10 hp	1/2 ... 10 hp	1/2 ... 25 hp	15 ... 50 hp
Fitting to contactors		B6, B7	AS09 ... AS16	AF09 ... AF38	AF40, AF52, AF65
Type		T16	T16	TF42	TF65
Current range		0.10 ... 16 A	0.10 ... 16 A	0.10 ... 38 A	22 ... 67 A
Trip class		10	10	10	10
Single mounting kit		DB16	DB16	DB42	DB65

Electronic overload relays with integrated CT



IEC: rated operational power AC-3	400 V	0.06 ... 7.5 kW	0.06 ... 7.5 kW	4 ... 22 kW	7.5 ... 37 kW
UL/CSA: 3-phase hp-ratings	480 V	1/2 ... 10 hp	1/2 ... 10 hp	5 ... 30 hp	15 ... 50 hp
Fitting to contactors		B6, B7, BC6, BC7, VB6, VB7, VBC6, VBC7	AF09 ... AF38	AF26 ... AF38	AF40, AF52, AF65
Type		E16DU	EF19	EF45	EF65
Current range		0.10 ... 18.9 A	0.10 ... 18.9 A	9 ... 45 A	20 ... 70 A
Trip class		10E, 20E, 30E selectable			
Single mounting kit		DB16E	DB19EF	DB45EF	-


Electronic overload relays with external separate CT



IEC: rated operational power AC-3	400 V	75 ... 250 kW	132 ... 400 kW	250 ... 710 kW
UL/CSA: 3-phase hp-ratings	480 V	100 ... 400 hp	200 ... 500 hp	600 ... 900 hp
Fitting to contactors		AF400, AF460	AF580, AF750, AF1250	AF1350, AF1650, AF2050
Type		EF460	EF750	EF1250DU
Current range		150 ... 500 A	250 ... 800 A	375 ... 1250 A
Trip class		10E, 20E, 30E selectable		


Thermal and electronic overload relays

Thermal overload relays



IEC: rated operational power AC-3	400 V	18.5 ... 45 kW	37 ... 75 kW	37 ... 110 kW
UL/CSA: 3-phase hp-ratings	480 V	30 ... 75 hp	50 ... 100 hp	50 ... 150 hp
Fitting to contactors		AF80, AF96	AF116, AF140, AF146	AF190, AF205
Type		TF96	TF140DU	TA200DU
Current range		40 ... 96 A	66 ... 142 A	66 ... 200 A
Trip class		10	10A	10A
Single mounting kit		DB96	-	DB200

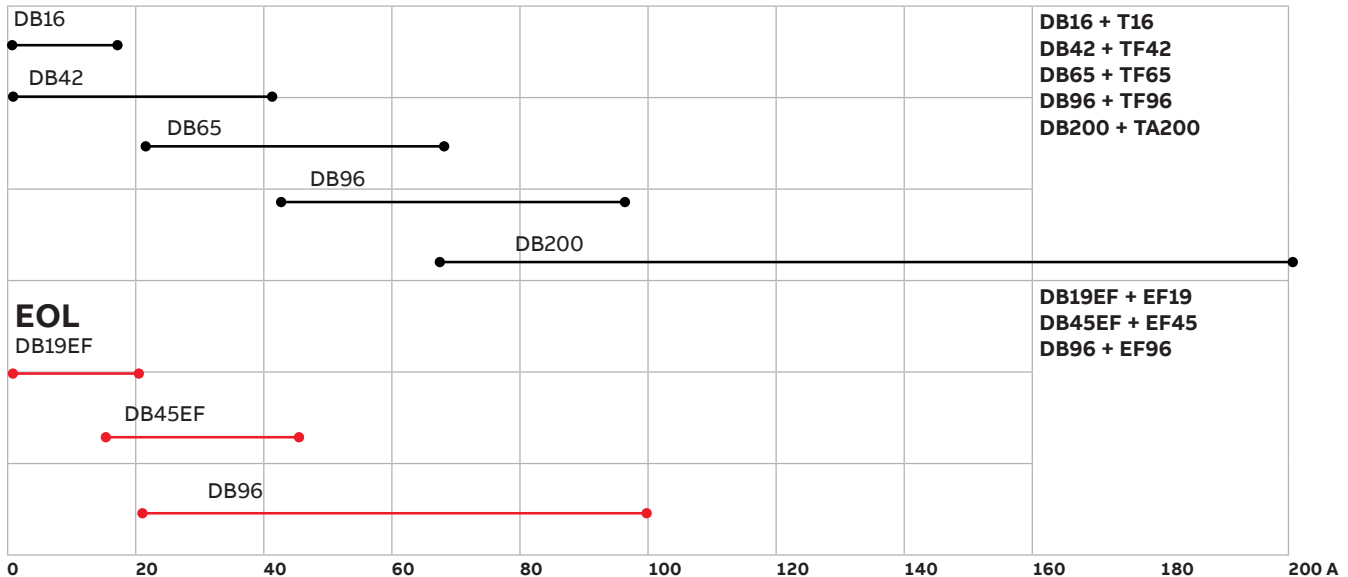
Electronic overload relays with integrated CT



IEC: rated operational power AC-3	400 V	22 ... 55 kW	30 ... 75 kW	37 ... 110 kW	75 ... 200 kW
UL/CSA: 3-phase hp-ratings	480 V	30 ... 75 hp	50 ... 100 hp	50 ... 150 hp	100 ... 300 hp
Fitting to contactors		AF80, AF96	AF116, AF140, AF146	AF190, AF205	AF265, AF305, AF370
Type		EF96	EF146	EF205	EF370
Current range		20 ... 100 A	54 ... 150 A	63 ... 210 A	115 ... 380 A
Trip class		10E, 20E, 30E selectable			
Single mounting kit		DB96	-	-	-

Single mounting kit overview

TOL



Thermal overload relays

T16



T16



T16 + DB16



KPR-101L



DB16

0.10 to 16.0 A

Setting range A	Short-circuit protective device	Trip class	Type	Order code	Weight (1 pce) kg
--------------------	------------------------------------	------------	------	------------	-------------------------

Suitable for AS09...AS16, B6 and B7 all variants

0.10 ... 0.13	0.5 A, fuse type T	10	T16-0.13	1SAZ711201R1005	0.100
0.13 ... 0.17	1.0 A, fuse type T	10	T16-0.17	1SAZ711201R1008	0.100
0.17 ... 0.23	1.0 A, fuse type T	10	T16-0.23	1SAZ711201R1009	0.100
0.23 ... 0.31	1.0 A, fuse type T	10	T16-0.31	1SAZ711201R1013	0.100
0.31 ... 0.41	2.0 A, fuse type gG	10	T16-0.41	1SAZ711201R1014	0.100
0.41 ... 0.55	2.0 A, fuse type gG	10	T16-0.55	1SAZ711201R1017	0.100
0.55 ... 0.74	4.0 A, fuse type gG	10	T16-0.74	1SAZ711201R1021	0.100
0.74 ... 1.00	6.0 A, fuse type gG	10	T16-1.0	1SAZ711201R1023	0.100
1.00 ... 1.30	6.0 A, fuse type gG	10	T16-1.3	1SAZ711201R1025	0.100
1.30 ... 1.70	10.0 A, fuse type gG	10	T16-1.7	1SAZ711201R1028	0.100
1.70 ... 2.30	10.0 A, fuse type gG	10	T16-2.3	1SAZ711201R1031	0.100
2.30 ... 3.10	10.0 A, fuse type gG	10	T16-3.1	1SAZ711201R1033	0.100
3.10 ... 4.20	20.0 A, fuse type gG	10	T16-4.2	1SAZ711201R1035	0.100
4.20 ... 5.70	20.0 A, fuse type gG	10	T16-5.7	1SAZ711201R1038	0.100
5.70 ... 7.60	35.0 A, fuse type gG	10	T16-7.6	1SAZ711201R1040	0.100
7.60 ... 10.0	35.0 A, fuse type gG	10	T16-10	1SAZ711201R1043	0.104
10.0 ... 13.0	40.0 A, fuse type gG	10	T16-13	1SAZ711201R1045	0.104
13.0 ... 16.0	40.0 A, fuse type gG	10	T16-16	1SAZ711201R1047	0.104

Accessories

Description	Suitable for	Type	Order code	Weight (1 pce) kg
Single mounting kit	T16	DB16	1SAZ701901R0001	0.032
Reset push button	E16, EF, TF, T16, TA200	KPR-101L	1SFA616162R1014	0.027

Thermal overload relays

TF42



TF42



TF42 + DB42



DB42



KPR-101L



DRS-F

0.10 to 38.0 A

Setting range	Short-circuit protective device	Trip class	Type	Order code	Weight (1 pce) kg
A					

Suitable for AF09...AF38 contactors

0.10 ... 0.13	0.5 A, fuse type T	10	TF42-0.13	1SAZ721201R1005	0.130
0.13 ... 0.17	1.0 A, fuse type T	10	TF42-0.17	1SAZ721201R1008	0.130
0.17 ... 0.23	1.0 A, fuse type T	10	TF42-0.23	1SAZ721201R1009	0.130
0.23 ... 0.31	1.0 A, fuse type T	10	TF42-0.31	1SAZ721201R1013	0.130
0.31 ... 0.41	2.0 A, fuse type gG	10	TF42-0.41	1SAZ721201R1014	0.130
0.41 ... 0.55	2.0 A, fuse type gG	10	TF42-0.55	1SAZ721201R1017	0.130
0.55 ... 0.74	4.0 A, fuse type gG	10	TF42-0.74	1SAZ721201R1021	0.130
0.74 ... 1.00	6.0 A, fuse type gG	10	TF42-1.0	1SAZ721201R1023	0.130
1.00 ... 1.30	6.0 A, fuse type gG	10	TF42-1.3	1SAZ721201R1025	0.130
1.30 ... 1.70	10.0 A, fuse type gG	10	TF42-1.7	1SAZ721201R1028	0.130
1.70 ... 2.30	10.0 A, fuse type gG	10	TF42-2.3	1SAZ721201R1031	0.130
2.30 ... 3.10	10.0 A, fuse type gG	10	TF42-3.1	1SAZ721201R1033	0.130
3.10 ... 4.20	20.0 A, fuse type gG	10	TF42-4.2	1SAZ721201R1035	0.130
4.20 ... 5.70	20.0 A, fuse type gG	10	TF42-5.7	1SAZ721201R1038	0.130
5.70 ... 7.60	35.0 A, fuse type gG	10	TF42-7.6	1SAZ721201R1040	0.130
7.60 ... 10.0	35.0 A, fuse type gG	10	TF42-10	1SAZ721201R1043	0.130
10.0 ... 13.0	40.0 A, fuse type gG	10	TF42-13	1SAZ721201R1045	0.130
13.0 ... 16.0	40.0 A, fuse type gG	10	TF42-16	1SAZ721201R1047	0.130
16.0 ... 20.0	63.0 A, fuse type gG	10	TF42-20	1SAZ721201R1049	0.145
20.0 ... 24.0	63.0 A, fuse type gG	10	TF42-24	1SAZ721201R1051	0.145
24.0 ... 29.0	63.0 A, fuse type gG	10	TF42-29	1SAZ721201R1052	0.145
29.0 ... 35.0	80.0 A, fuse type gG	10	TF42-35	1SAZ721201R1053	0.145
35.0 ... 38.0/40.0	80.0 A, fuse type gG	10	TF42-38	1SAZ721201R1055	0.145

Accessories

Description	Suitable for	Type	Order code	Weight (1 pce) kg
Single mounting kit	TF42	DB42	1SAZ701902R0001	0.087
Reset push button	EF, TF, T16, TA200	KPR-101L	1SFA616162R1014	0.019
Remote reset coil 24-30 V AC/DC	TF42, TF65, TF96	DRS-F-01	1SAX101911R1001	0.077
Remote reset coil 48-60 V AC/DC		DRS-F-02	1SAX101911R1002	0.077
Remote reset coil 110-127 V AC/DC		DRS-F-03	1SAX101911R1003	0.077
Remote reset coil 220-240 V AC/DC		DRS-F-04	1SAX101911R1004	0.077
Remote stop coil 24-30 V DC		DRS-F-TF-01	1SAZ701904R1001	0.077
Remote stop coil 48-60 V DC		DRS-F-TF-02	1SAZ701904R1002	0.077
Remote stop coil 110-127 V DC		DRS-F-TF-03	1SAZ701904R1003	0.077
Remote stop coil 220-240 V DC		DRS-F-TF-04	1SAZ701904R1004	0.077

Thermal overload relays

TF65



TF65

22.0 to 67.0 A

Setting range	Short-circuit protective device	Trip class	Type ¹	Order code	Weight (1 pce) kg
A					

Suitable for AF40...AF65 contactors

22.0 ... 28.0	80 A, gG Type Fuses	10	TF65-28	1SAZ811201R1001	0.456
25.0 ... 33.0	80 A, gG Type Fuses	10	TF65-33	1SAZ811201R1002	0.456
30.0 ... 40.0	100 A, gG Type Fuses	10	TF65-40	1SAZ811201R1003	0.456
36.0 ... 47.0	125 A, gG Type Fuses	10	TF65-47	1SAZ811201R1004	0.456
44.0 ... 53.0	125 A, gG Type Fuses	10	TF65-53	1SAZ811201R1005	0.456
50.0 ... 60.0	125 A, gG Type Fuses	10	TF65-60	1SAZ811201R1006	0.466
57.0 ... 67.0	160 A, gG Type Fuses	10	TF65-67	1SAZ811201R1007	0.466



DB65

Accessories

Description	Suitable for	Type	Order code	Weight (1 pce) kg
Single mounting kit	TF65	DB65	1SAZ801901R1001	0.132
Reset push button	E16, EF, TF, T16, TA200	KPR-101L	1SFA616162R1014	0.019
Remote reset coil 24-30 V AC / DC	TF42, TF65, TF96	DRS-F-01	1SAX101911R1001	0.077
Remote reset coil 48-60 V AC / DC		DRS-F-02	1SAX101911R1002	0.077
Remote reset coil 110-127 V AC / DC		DRS-F-03	1SAX101911R1003	0.077
Remote reset coil 220-240 V AC / DC		DRS-F-04	1SAX101911R1004	0.077
Remote stop coil 24-30 V DC		DRS-F-TF-01	1SAZ701904R1001	0.077
Remote stop coil 48-60 V DC		DRS-F-TF-02	1SAZ701904R1002	0.077
Remote stop coil 110-127 V DC		DRS-F-TF-03	1SAZ701904R1003	0.077
Remote stop coil 220-240 V DC		DRS-F-TF-04	1SAZ701904R1004	0.077

¹ATEX is valid for products, produced from week 26, 2015.



DB65 + TF65



KPR-101L



DRS-F

Thermal overload relays

TF96



TF96

40.0 to 96.0 A

Setting range	Short-circuit protective device	Trip class	Type ¹	Order code	Weight (1 pce) kg
A					


Suitable for AF80, AF96 contactors

40.0 ... 51.0	125 A, gG Type Fuses	10	TF96-51	1SAZ911201R1001	0.620
48.0 ... 60.0	160 A, gG Type Fuses	10	TF96-60	1SAZ911201R1002	0.620
57.0 ... 68.0	160 A, gG Type Fuses	10	TF96-68	1SAZ911201R1003	0.620
65.0 ... 78.0	200 A, gG Type Fuses	10	TF96-78	1SAZ911201R1004	0.620
75.0 ... 87.0	200 A, gG Type Fuses	10	TF96-87	1SAZ911201R1005	0.620
84.0 ... 96.0	250 A, gG Type Fuses	10	TF96-96	1SAZ911201R1006	0.630

Accessories

Description	Suitable for	Type	Order code	Weight (1 pce) kg
Single mounting kit	TF96, EF96	DB96	1SAZ901901R1001	0.190
Reset push button	E16, EF, TF, T16, TA200	KPR-101L	1SFA616162R1014	0.019
Remote reset coil 24-30 V AC/DC	TF42, TF65, TF96	DRS-F-01	1SAX101911R1001	0.077
Remote reset coil 48-60 V AC/DC		DRS-F-02	1SAX101911R1002	0.077
Remote reset coil 110-127 V AC/DC		DRS-F-03	1SAX101911R1003	0.077
Remote reset coil 220-240 V AC/DC		DRS-F-04	1SAX101911R1004	0.077
Remote stop coil 24-30 V DC		DRS-F-TF-01	1SAZ701904R1001	0.077
Remote stop coil 48-60 V DC		DRS-F-TF-02	1SAZ701904R1002	0.077
Remote stop coil 110-127 V DC		DRS-F-TF-03	1SAZ701904R1003	0.077
Remote stop coil 220-240 V DC		DRS-F-TF-04	1SAZ701904R1004	0.077

¹ATEX is valid for products, produced from week 26, 2015.



DB96



DB96 + TF96



KPR-101L



DRS-F

Thermal overload relays

TF140DU



TF140DU



KPR-101L

66 to 142 A

Setting range A	Short-circuit protective device	Trip class	Type	Order code	Weight (1 pce) kg
--------------------	------------------------------------	---------------	------	------------	-------------------------

Suitable for AF116...AF140 contactors

66 ... 90	200 A, fuse type gG	10A	TF140DU-90	1SAZ431201R1001	0.820
80 ... 110	224 A, fuse type gG	10A	TF140DU-110	1SAZ431201R1002	0.820
100 ... 135	224 A, fuse type gG	10A	TF140DU-135	1SAZ431201R1003	0.820
110 ... 142	250 A, fuse type gG	10A	TF140DU-142	1SAZ431201R1004	0.820
66 ... 90	200 A, fuse type gG	10A	TF140DU-90-V1000 ¹	1SAZ431301R1001	0.820
80 ... 110	224 A, fuse type gG	10A	TF140DU-110-V1000 ¹	1SAZ431301R1002	0.820
100 ... 135	224 A, fuse type gG	10A	TF140DU-135-V1000 ¹	1SAZ431301R1003	0.820
110 ... 142	250 A, fuse type gG	10A	TF140DU-142-V1000 ¹	1SAZ431301R1004	0.820


¹Note: ATEX variant

Accessories

Description	Suitable for	Type	Order code	Weight (1 pce) kg
Reset push button	E16, EF, TF, T16, TA200	KPR-101L	1SFA616162R1014	0.027

Thermal overload relays

TA200DU



TA200DU



KPR-101L

66 to 200 A

Setting range	Short-circuit protective device	Trip class	Type	Order code	Weight (1 pce) kg
A					

Suitable for AF145...AF2050 contactors

66 ... 90	200 A, fuse type gG / 125 A aM	10A	TA200DU-90	1SAZ421201R1001	0.755
80 ... 110	224 A, fuse type gG / 160 A aM	10A	TA200DU-110	1SAZ421201R1002	0.760
100 ... 135	224 A, fuse type gG / 200 A aM	10A	TA200DU-135	1SAZ421201R1003	0.760
110 ... 150	250 A, fuse type gG / 200 A aM	10A	TA200DU-150	1SAZ421201R1004	0.760
130 ... 175	315 A, fuse type gG / 250 A aM	10A	TA200DU-175	1SAZ421201R1005	0.770
150 ... 200	315 A, fuse type gG / 250 A aM	10A	TA200DU-200	1SAZ421201R1006	0.785
66 ... 90	200 A, fuse type gG / 125 A aM	10A	TA200DU-90-V1000 ¹	1SAZ421301R1001	0.755
80 ... 110	224 A, fuse type gG / 160 A aM	10A	TA200DU-110-V1000 ¹	1SAZ421301R1002	0.760
100 ... 135	224 A, fuse type gG / 200 A aM	10A	TA200DU-135-V1000 ¹	1SAZ421301R1003	0.760
110 ... 150	250 A, fuse type gG / 200 A aM	10A	TA200DU-150-V1000 ¹	1SAZ421301R1004	0.760
130 ... 175	315 A, fuse type gG / 250 A aM	10A	TA200DU-175-V1000 ¹	1SAZ421301R1005	0.770
150 ... 200	315 A, fuse type gG / 250 A aM	10A	TA200DU-200-V1000 ¹	1SAZ421301R1006	0.785

¹ATEX variant

Accessories

Description	Suitable for	Type	Order code	Weight (1 pce) kg
Terminal shroud	TA200DU	LT200/A	1SAZ401901R1001	0.090
Single mounting kit	TA200DU	DB200	1SAZ401110R0001	0.225
Reset push button	E16, EF, TF, T16, TA200	KPR-101L	1SFA616162R1014	0.027

Electronic overload relays

EF19, EF45



EF19-18.9



EF45-30



DB19EF



DB45EF



KPR-101L



DRS-F

0.10 to 45.0 A

Setting range	Short-circuit protective device	Trip class	Type	Order code	Weight (1 pce) kg
A					

EF19 electronic overload relays, suitable for AF09 ... AF26¹

0.10 ... 0.32	1 A, fuse type gG	10E, 20E, 30E	EF19-0.32	1SAX121001R1101	0.158
0.30 ... 1.00	4 A, fuse type gG	10E, 20E, 30E	EF19-1.0	1SAX121001R1102	0.158
0.80 ... 2.70	10 A, fuse type gG	10E, 20E, 30E	EF19-2.7	1SAX121001R1103	0.158
1.90 ... 6.30	20 A, fuse type gG	10E, 20E, 30E	EF19-6.3	1SAX121001R1104	0.158
5.70 ... 18.9	50 A, fuse type gG	10E, 20E, 30E	EF19-18.9	1SAX121001R1105	0.158

EF45 electronic overload relays, suitable for AF26 ... AF38¹

9.00 ... 30.0	160 A, fuse type gG	10E, 20E, 30E	EF45-30	1SAX221001R1101	0.362
15.0 ... 45.0	160 A, fuse type gG	10E, 20E, 30E	EF45-45	1SAX221001R1102	0.362

¹ATEX is valid for products produced from week 42, 2014. IECEX is valid for products produced from week 15, 2017.

Accessories

Description	Suitable for	Type	Order code	Weight (1 pce) kg
Single mounting kit	E16DU	DB16E	1SAX101110R0001	0.035
Single mounting kit	EF19	DB19EF	1SAX101910R1001	0.046
Single mounting kit	EF45	DB45EF	1SAX201910R0001	0.100
Reset push button	E16, EF, TF, T16, TA200	KPR-101L	1SFA616162R1014	0.019
Remote reset coil 24-30 V DC		DRS-F-01	1SAX101911R1001	0.077
Remote reset coil 48-60 V DC		DRS-F-02	1SAX101911R1002	0.077
Remote reset coil 110-127 V DC	EF19, EF45, EF65,	DRS-F-03	1SAX101911R1003	0.077
Remote reset coil 220-240 V DC	EF96, EF146,	DRS-F-04	1SAX101911R1004	0.077
Remote stop coil 24-30 V AC/DC	EF205, EF370,	DRS-F-EF-01	1SAX101911R1011	0.077
Remote stop coil 48-60 V AC/DC	EF460, EF750	DRS-F-EF-02	1SAX101911R1012	0.077
Remote stop coil 110-127 V AC/DC		DRS-F-EF-03	1SAX101911R1013	0.077
Remote stop coil 220-240 V AC/DC		DRS-F-EF-04	1SAX101911R1014	0.077

Electronic overload relays

EF65, EF96, EF146




EF65-70



EF96-100



EF146-150



DB96



DB96 + EF96



KPR-101L



DRS-F

20 to 150 A

Setting range	Short-circuit protective device	Trip class	Type	Order code	Weight (1 pce) kg
A					
Suitable for AF40, AF52, AF65					
20 ... 56	160 A, fuse type gG	10E, 20E, 30E	EF65-56 ¹	1SAX331001R1102	0.821
25 ... 70	160 A, fuse type gG	10E, 20E, 30E	EF65-70 ¹	1SAX331001R1101	0.821

Suitable for AF80, AF96

20 ... 56	160A, fuse type gG	10E, 20E, 30E	EF96-56 ¹	1SAX341001R1102	0.802
36 ... 100	200 A, fuse type gG	10E, 20E, 30E	EF96-100 ¹	1SAX341001R1101	0.802

Suitable for AF116, AF140, AF146

54 ... 150	315 A, fuse type gG	10E, 20E, 30E	EF146-150 ¹	1SAX351001R1101	0.879
------------	---------------------	---------------	------------------------	-----------------	-------

¹ATEX is valid for products produced from week 42, 2014. ATEX certification is valid for EF65-56 produced from week 47, 2015. IECEx is valid for products produced from week 15, 2017.

Accessories

Description	Suitable for	Type	Order code	Weight (1 pce) kg
Single mounting kit	EF96, TF96	DB96	1SAZ901901R1001	0.190
Reset push button	E16, EF, TF, T16, TA200	KPR-101L	1SFA616162R1014	0.019
Remote reset coil 24-30 V DC	EF19, EF45, EF65, EF96, EF146,	DRS-F-01	1SAX101911R1001	0.077
Remote reset coil 48-60 V DC		DRS-F-02	1SAX101911R1002	0.077
Remote reset coil 110-127 V DC		DRS-F-03	1SAX101911R1003	0.077
Remote reset coil 220-240 V DC		DRS-F-04	1SAX101911R1004	0.077
Remote stop coil 24-30 V AC/DC	EF205, EF370,	DRS-F-EF-01	1SAX101911R1011	0.077
Remote stop coil 48-60 V AC/DC	EF460, EF750	DRS-F-EF-02	1SAX101911R1012	0.077
Remote stop coil 110-127 V AC/DC		DRS-F-EF-03	1SAX101911R1013	0.077
Remote stop coil 220-240 V AC/DC		DRS-F-EF-04	1SAX101911R1014	0.077

Electronic overload relays

EF205, EF370



EF205-210

63 to 380 A

Setting range	Short-circuit protective device	Trip class	Type	Order code	Weight (1 pce)
A					kg
Suitable for AF145, AF185, AF190, AF205					
63 ... 210	1250 A, fuse type gG	10E, 20E, 30E	EF205-210 ¹	1SAX531001R1101	1.210
Suitable for AF210, AF260, AF265, AF300, AF305, AF370					
115 ... 380	1600 A, fuse type gG	10E, 20E, 30E	EF370-380 ¹	1SAX611001R1101	1.430

¹ ATEX is valid for products produced from week 42, 2015. IECEx is valid for products produced from week 15, 2017.

Accessories

Description	Suitable for	Type	Order code	Weight (1 pce)
Reset push button	E16, EF, TF, T16, TA200	KPR-101L	1SFA616162R1014	0.027
Terminal shroud	EF205	LT200E	1SAX501904R0001	0.085
Terminal shroud	EF370	LT320E	1SAX601904R0001	0.105
Remote reset coil 24-30 V DC		DRS-F-01	1SAX101911R1001	0.077
Remote reset coil 48-60 V DC		DRS-F-02	1SAX101911R1002	0.077
Remote reset coil 110-127 V DC	EF19, EF45, EF65,	DRS-F-03	1SAX101911R1003	0.077
Remote reset coil 220-240 V DC	EF96, EF146,	DRS-F-04	1SAX101911R1004	0.077
Remote stop coil 24-30 V AC/DC	EF205, EF370,	DRS-F-EF-01	1SAX101911R1011	0.077
Remote stop coil 48-60 V AC/DC	EF460, EF750	DRS-F-EF-02	1SAX101911R1012	0.077
Remote stop coil 110-127 V AC/DC		DRS-F-EF-03	1SAX101911R1013	0.077
Remote stop coil 220-240 V AC/DC		DRS-F-EF-04	1SAX101911R1014	0.077



EF370-380



KPR-101L



DRS-F

Electronic overload relays

EF460, EF750, EF1250DU



EF460-500



EF750-800



EF1250DU-1250



KPR-101L



DRS-F

150 to 1250 A

Setting range A	Short-circuit protective device	Trip class	Type	Order code	Weight (1 pce) kg
EF460 electronic overload relay, suitable for AF400, AF460¹					
150 ... 500	690 V: 630 A, Type gG 1000 V: 1600 A, Type gG	10E, 20E, 30E	EF460-500	1SAX721001R1101	1.170
EF750 electronic overload relay, suitable for AF580, AF750¹					
250 ... 800	690 V: 800 A, Type gG 1000 V: 1600 A, Type gG	10E, 20E, 30E	EF750-800	1SAX821001R1101	3.905
EF1250DU electronic overload relay, suitable for AF1350, AF1650, AF2050					
375 ... 1250	500 V: 1600 A, Type gG	10E, 20E, 30E	EF1250DU-1250	1SFA739001R1001	

¹ATEX is valid for products produced from week 42, 2014. IECEx is valid for products produced from week 15, 2017.

Accessories

Description	Suitable for	Type	Order code	Weight (1 pce) kg
Reset push button	E16, EF, TF, T16, TA200	KPR-101L	1SFA616162R1014	0.027
Terminal shroud	EF460	LT460EF	1SAX701904R0002	0.320
Terminal shroud	EF750	LT750EF	1SAX801904R0002	0.440
DT500/AF460-S Mounting Kit short for mounting of EF460DU on AF460	EF460	DT500/AF460-S	1SAX701902R1011	0.635
DT500/AF460-L Mounting Kit long for mounting of EF460DU on AF460	EF460	DT500/AF460-L	1SAX701902R1001	0.740
DT800/AF750-S Mounting Kit short for mounting of EF750DU on AF750	EF750	DT800/AF750-S	1SAX801902R1011	1.000
DT800/AF750-L Mounting Kit long for mounting of EF750DU on AF750	EF750	DT800/AF750-L	1SAX801902R1001	1.475
Remote reset coil 24-30 V DC	EF19, EF45, EF65, EF96, EF146, EF205, EF370, EF460, EF750	DRS-F-01	1SAX101911R1001	0.077
Remote reset coil 48-60 V DC		DRS-F-02	1SAX101911R1002	0.077
Remote reset coil 110-127 V DC		DRS-F-03	1SAX101911R1003	0.077
Remote reset coil 220-240 V DC		DRS-F-04	1SAX101911R1004	0.077
Remote stop coil 24-30 V AC/DC		DRS-F-EF-01	1SAX101911R1011	0.077
Remote stop coil 48-60 V AC/DC		DRS-F-EF-02	1SAX101911R1012	0.077
Remote stop coil 110-127 V AC/DC		DRS-F-EF-03	1SAX101911R1013	0.077
Remote stop coil 220-240 V AC/DC		DRS-F-EF-04	1SAX101911R1014	0.077

Thermal and electronic overload relays

General accessories



WRB-400



WRH-F

Suitable for	Description	Length	Type	Order code	Weight
		mm			(1 pce)
Holder					
TF42, TF65, TF96, EF19, EF45, EF65, EF96, EF146, EF205, EF370, EF460, EF750	Holder for tool less direct mounting	–	WRH-F	1SAZ701903R1001	0.006
Bowden wire with actuator					
WRH-F	Bowden wire with actuator, hole diameter: 7.3 mm, maximum panel thickness: 12 mm	400	WRB-400	1SAZ701903R1011	0.030
		600	WRB-600	1SAZ701903R1012	0.040
		1000	WRB-1000	1SAZ701903R1013	0.060
IP54 gasket					
WRB-400 WRB-600 WRB-1000	IP54 Panel seal gasket	–	WRBG	1SAZ701903R1030	0.037

