

UNO2-PS/1AC/24DC/960W - Power supply unit



1110043

<https://www.phoenixcontact.com/us/products/1110043>

Please be informed that the data shown in this PDF document is generated from our online catalog. Please find the complete data in the user documentation. Our general terms of use for downloads are valid.



Primary-switched power supply unit, UNO POWER, Screw connection, DIN rail mounting, input: 1-phase, output: 24 V DC / 40 A, adjustable from 24 V DC ... 28 V DC

Your advantages

- Save energy, thanks to a high degree of efficiency
- Outdoor installation possible, with a wide temperature range of -25°C ... +70°C
- Simple output voltage monitoring, thanks to the floating DC OK relay contact

Commercial data

Item number	1110043
Packing unit	1 pc
Minimum order quantity	1 pc
Sales key	CM15
Product key	CMPV13
GTIN	4063151024420
Weight per piece (including packing)	2,592 g
Weight per piece (excluding packing)	2,126 g
Customs tariff number	85044095
Country of origin	TH

Technical data

Input data

AC operation

Supply system configuration	Star network (TN, TT, IT (PE))
Nominal input voltage range	100 V AC ... 240 V AC
Input voltage range	100 V AC ... 240 V AC -15 % ... +10 % 110 V AC ... 240 V AC ±10 % (UL)
Derating	< 99 V AC (1 %/V)
Typical national grid voltage	120 V AC 230 V AC
Voltage type of supply voltage	AC
Inrush current	typ. 15 A (at 25 °C)
Inrush current integral (I^2t)	< 0.5 A ² s
Frequency range (f_N)	50 Hz ... 60 Hz ±10 %
Mains buffering time	typ. 17 ms (120 V AC) typ. 23 ms (230 V AC)
Current consumption	10.5 A (100 V AC) 9 A (120 V AC) 4.7 A (230 V AC) 4.5 A (240 V AC) 9.5 A (110 V AC (UL)) 4.5 A (240 V AC (UL))
Protective circuit	Transient surge protection; Varistor, gas-filled surge arrester
Switch-on time	typ. 1 s
Device mains fuse	20 A internal (device protection), slow-blow
Recommended breaker for input protection	10 A ... 16 A (Characteristic B, C, D, K or comparable)
Discharge current to PE	< 3.5 mA

Output data

Efficiency	typ. 93.6 % (120 V AC) typ. 94.8 % (230 V AC)
Nominal output voltage	24 V DC
Setting range of the output voltage (U_{Set})	24 V DC ... 28 V DC (> 24 V DC, constant capacity restricted)
Nominal output current (I_N)	40 A
Short-circuit-proof	yes
No-load proof	yes
Derating	55 °C ... 70 °C
Crest factor	typ. 1.6 (120 V AC) typ. 1.6 (230 V AC)
Output power (P_N)	960 W
Connection in parallel	yes, for redundancy
Connection in series	yes, for increased output voltage

UNO2-PS/1AC/24DC/960W - Power supply unit



1110043

<https://www.phoenixcontact.com/us/products/1110043>




















Feedback voltage resistance	≤ 35 V DC
Protection against overvoltage at the output (OVP)	≤ 35 V DC
Residual ripple	typ. 150 mV _{PP} (with nominal values)
Control deviation	< 1 % (change in load, static 10 % ... 90 %)
	< 3 % (change in load, dynamic 10 % ... 90 %)
	< 0.1 % (change in input voltage ±10 %)
Rise time	< 1 s (U _{Out} = 10 % ... 90 %)
Minimum no-load power dissipation	< 5 W (120 V AC)
Maximum no-load power dissipation	< 4 W (230 V AC)
Minimum nominal load power dissipation	< 67 W (120 V AC)
Power loss nominal load max.	< 53 W (230 V AC)

Signal relay 13/14

Connection level	3.x
Connection labeling	3.1 (13), 3.2 (14)
Switch contact (floating)	OptoMOS
Switching voltage	max. 30 V AC/DC
	max. 60 V DC
Current carrying capacity	max. 50 mA
State condition	DC OK (U _{Out} > 0,9 x U _N) (Contact closed)
	U _{OUT} < 0,9 x U _N (Contact open)

Connection data

Input

Position	1.x
Identification	1.1 (                  ), 1.3 (N)

Conductor connection

Connection method	Screw connection
rigid	0.2 mm ² ... 6 mm ²
flexible	0.2 mm ² ... 4 mm ²
flexible with ferrule without plastic sleeve	0.25 mm ² ... 4 mm ²
flexible with ferrule with plastic sleeve	0.25 mm ² ... 4 mm ²
rigid (AWG)	24 ... 10 (Cu)
Stripping length	8 mm
Tightening torque	0.5 Nm ... 0.6 Nm
	4 lb _f -in. ... 5 lb _f -in.
Drive form screw head	Slotted L

Output

Position	2.x
Identification	2.1, 2.2 (+), 2.3, 2.4 (-)

Conductor connection

Connection method	Screw connection
-------------------	------------------

UNO2-PS/1AC/24DC/960W - Power supply unit



1110043

<https://www.phoenixcontact.com/us/products/1110043>

rigid	0.5 mm ² ... 16 mm ²
flexible	0.5 mm ² ... 16 mm ²
flexible with ferrule without plastic sleeve	0.5 mm ² ... 16 mm ²
flexible with ferrule with plastic sleeve	0.5 mm ² ... 16 mm ²
rigid (AWG)	20 ... 6 (Cu)
Stripping length	10 mm
Tightening torque	1.2 Nm ... 1.5 Nm 10 lb _F -in. ... 13 lb _F -in.
Drive form screw head	Slotted L

Signal

Position	3.x
Identification	3.1 (13), 3.2 (14)

Conductor connection

Connection method	Screw connection
rigid	0.5 mm ² ... 16 mm ²
flexible	0.5 mm ² ... 16 mm ²
flexible with ferrule without plastic sleeve	0.5 mm ² ... 16 mm ²
flexible with ferrule with plastic sleeve	0.5 mm ² ... 16 mm ²
rigid (AWG)	20 ... 6 (Cu)
Stripping length	10 mm
Tightening torque	1.2 Nm ... 1.5 Nm 10 lb _F -in. ... 13 lb _F -in.
Drive form screw head	Slotted L

Signaling

LED signaling

Types of signaling	LED DC OK – signal state operation ($U_N = 24\text{ V DC}$, $I_{Out} = I_N$)
Function	Visual operating state display
Color	green
LED off	Supply voltage input AC not present (Off)
LED on (green), DC OK	$U_{OUT} > 0,9 \times U_N$ (On (green), DC OK)
LED on (flashing green) DC OK < 0.9 x UN	$U_{OUT} < 0,9 \times U_N$ (on (flashing green))

Electrical properties

Number of phases	1.00
Insulation voltage input/output	4 kV AC (type test) 3 kV AC (routine test)
Insulation voltage input / PE	3.5 kV AC (type test) 2.4 kV AC (routine test)

Product properties

Product type	Power supply
Product family	UNO POWER

UNO2-PS/1AC/24DC/960W - Power supply unit



1110043

<https://www.phoenixcontact.com/us/products/1110043>

MTBF (IEC 61709, SN 29500)	> 900000 h (25 °C)
	> 530000 h (40 °C)
	> 280000 h (55 °C)
Environmental protection directive	RoHS Directive 2011/65/EU
	WEEE
	Reach

Data management status

Article revision	01
------------------	----

Insulation characteristics

Protection class	I
Degree of pollution	2

Dimensions

Item dimensions

Width	126 mm
Height	130 mm
Depth	129 mm
	125 mm (Device depth (DIN rail mounting))

Installation dimensions

Installation distance right/left (active, passive)	0 mm / 0 mm
Installation distance top/bottom (active, passive)	30 mm / 30 mm

Mounting

Mounting type	DIN rail mounting
Assembly note	alignable: 0 mm horizontally, 30 mm vertically
Mounting position	horizontal DIN rail NS 35, EN 60715
With protective coating	no

Material specifications

Flammability rating according to UL 94	V0 (Housing, terminal blocks)
Housing material	Metal
Housing material	Aluminum (AlMg3) / sheet steel, zinc-plated
Hood version	Stainless steel
Side element version	Aluminum
Foot latch material	Sheet steel, zinc-plated

Environmental and real-life conditions

Ambient conditions

Degree of protection	IP20
Ambient temperature (operation)	-25 °C ... 70 °C (> 55 °C Derating: 2.5 %/K)
Ambient temperature (storage/transport)	-40 °C ... 85 °C
Ambient temperature (start-up type tested)	-40 °C

UNO2-PS/1AC/24DC/960W - Power supply unit



1110043

<https://www.phoenixcontact.com/us/products/1110043>

Maximum altitude	≤ 3000 m (> 2000 m, Derating: 10 %/1000 m)
Max. permissible relative humidity (operation)	≤ 95 % (at 25 °C, non-condensing)
Shock (operation)	18 ms, 30g, per spatial direction (IEC 60068-2-27)
Vibration (operation)	< 13.2 Hz, amplitude ±1.0 mm (according to IEC 60068-2-6) 5 Hz ... 100 Hz, 0.7g (EN 60068-2-6)

Standards and regulations

Overvoltage category

EN 61010-1	II (≤ 3000 m)
------------	---------------

Overvoltage category

EN 62477-1	III (≤3000 m)
------------	---------------

Safety of power supply units up to 1100 V (insulation distances)

Standard designation	Safety of power supply units up to 1100 V (insulation distances)
Standards/specifications	DIN EN 61558-2-16

Electrical safety

Standard designation	Electrical safety
Standards/specifications	IEC 61010-2-201 (SELV)

Electronic equipment for use in power installations

Standard designation	Equipping high voltage installations with electronic equipment
Standards/specifications	EN 50178/VDE 0160 (PELV)

Safety for measurement, control, and laboratory equipment

Standard designation	Safety for equipment for measurement, control, and laboratory use
Standards/specifications	IEC 61010-1

Protective extra-low voltage

Standard designation	Protective extra-low voltage
Standards/specifications	IEC 61010-1 (SELV) IEC 61010-2-201 (PELV)

Safe isolation

Standard designation	Safe isolation
Standards/specifications	IEC 61558-2-16 IEC 61010-2-201

Limitation of harmonic line currents

Standard designation	Limitation of harmonic line currents
Standards/specifications	EN 61000-3-2

Mains voltage dips

Standard designation	Requirement of the semiconductor industry with regard to mains voltage dips
Standards/specifications	SEMI F47 - 0706 (180 V AC)

1110043

<https://www.phoenixcontact.com/us/products/1110043>

Approvals

UL

Identification	UL/C-UL Listed UL 61010-1
----------------	---------------------------

UL

Identification	UL/C-UL Listed UL 61010-2-201
----------------	-------------------------------

UL

Identification	UL/C-UL Listed ANSI/UL 121201 Class I, Division 2, Groups A, B, C, D (Hazardous Location)
----------------	---

SIQ

Identification	CB scheme (IEC 61010-1, IEC 61010-2-201)
----------------	--

EMC data

Low Voltage Directive	Conformance with Low Voltage Directive 2014/35/EC
Interference emission	Interference emission in accordance with EN 61000-6-3 (residential and commercial) and EN 61000-6-4 (industrial)
EMC requirements for noise immunity	EN 61000-6-2
Electromagnetic compatibility	Conformance with EMC Directive 2014/30/EU
Conducted noise emission	EN 55016
	EN 61000-6-3 (Class B)
Noise emission	EN 55016
	EN 61000-6-3 (Class B)

Harmonic currents

Standards/regulations	EN 61000-3-2
	EN 61000-3-2 (Class A)
Frequency range	0 kHz ... 2 kHz

Flicker

Standards/regulations	EN 61000-3-3
Frequency range	0 kHz ... 2 kHz

Electrostatic discharge

Standards/regulations	EN 61000-4-2
-----------------------	--------------

Electrostatic discharge

Contact discharge	6 kV (Test Level 3)
Discharge in air	8 kV (Test Level 3)
Comments	Criterion A

Electromagnetic HF field

Standards/regulations	EN 61000-4-3
-----------------------	--------------

Electromagnetic HF field

Frequency range	80 MHz ... 1 GHz
-----------------	------------------

UNO2-PS/1AC/24DC/960W - Power supply unit



1110043

<https://www.phoenixcontact.com/us/products/1110043>

Test field strength	10 V/m (Test Level 3)
Frequency range	1 GHz ... 6 GHz
Test field strength	10 V/m (Test Level 3)
Comments	Criterion A

Fast transients (burst)

Standards/regulations	EN 61000-4-4
-----------------------	--------------

Fast transients (burst)

Input	4 kV (Test Level 4 - asymmetrical)
Output	2 kV (Test Level 3 - asymmetrical)
Comments	Criterion A

Surge voltage load (surge)

Standards/regulations	EN 61000-4-5
-----------------------	--------------

Surge voltage load (surge)

Input	1 kV (Test Level 3 - symmetrical)
	2 kV (Test Level 3 - asymmetrical)
Output	0.5 kV (Test Level 2 - symmetrical)
	1 kV (Test Level 2 - asymmetrical)
Comments	Criterion B

Conducted interference

Standards/regulations	EN 61000-4-6
-----------------------	--------------

Conducted interference

Input/Output	asymmetrical
Frequency range	0.15 MHz ... 80 MHz
Comments	Criterion A
Voltage	10 V (Test Level 3)

Voltage dips

Standards/regulations	EN 61000-4-11
Voltage	230 V AC
Frequency	50 Hz
Voltage dip	70 %
Number of periods	25 / 30 periods
Comments	Criterion A
Voltage dip	40 %
Number of periods	12 periods
Additional text	Test Level 2
Comments	Criterion A
Voltage dip	0 %
Number of periods	1 period
Additional text	Test Level 2
Comments	Criterion B

UNO2-PS/1AC/24DC/960W - Power supply unit



1110043

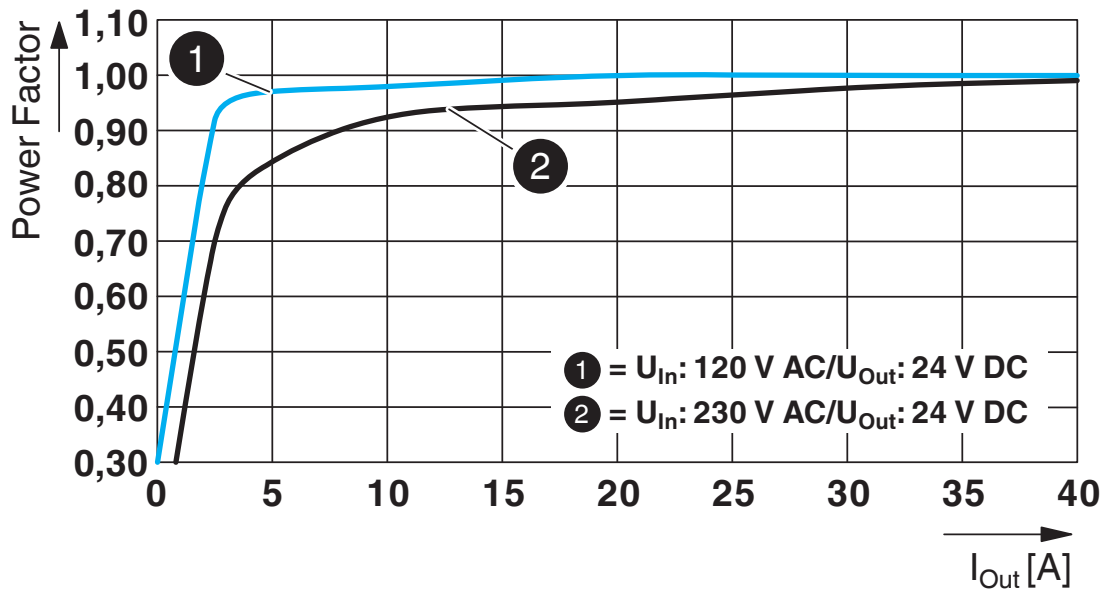
<https://www.phoenixcontact.com/us/products/1110043>

Criteria

Criterion A	Normal operating behavior within the specified limits.
Criterion B	Temporary impairment to operational behavior that is corrected by the device itself.

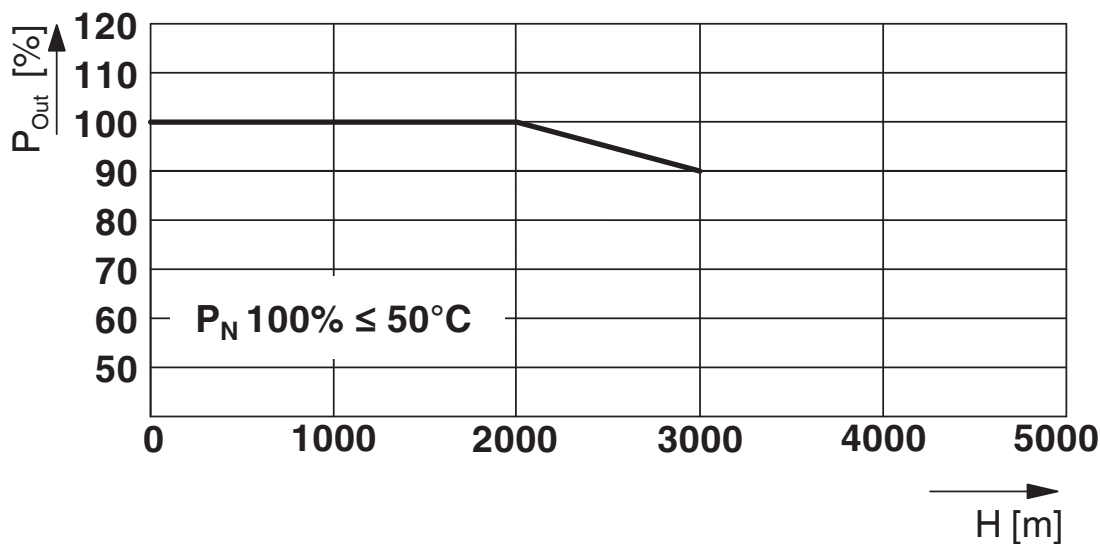
Drawings

Diagram

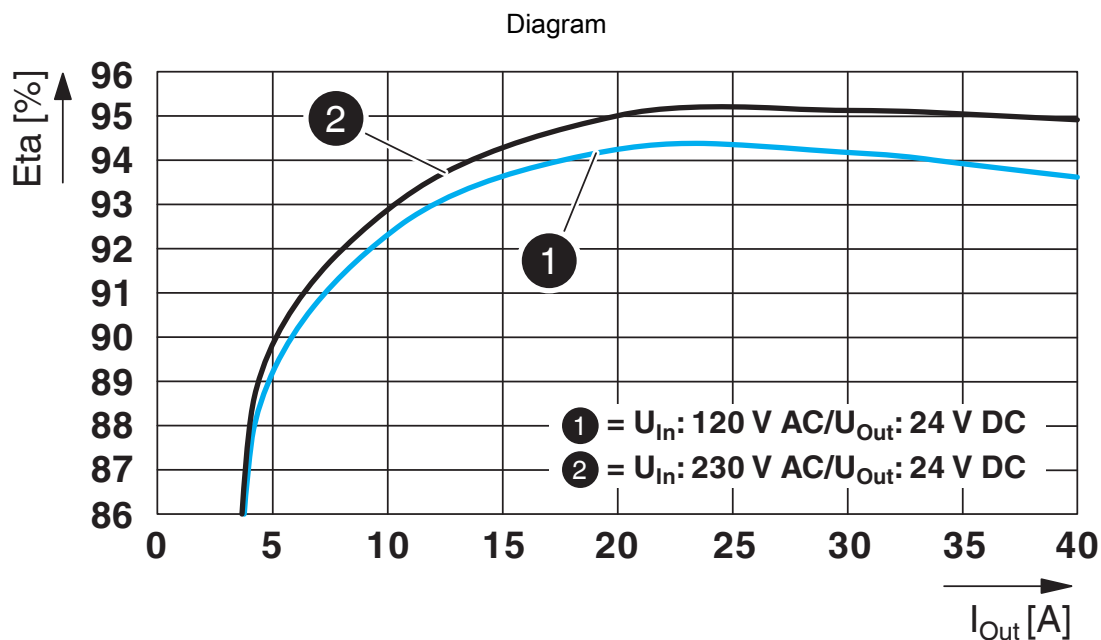


Power factor

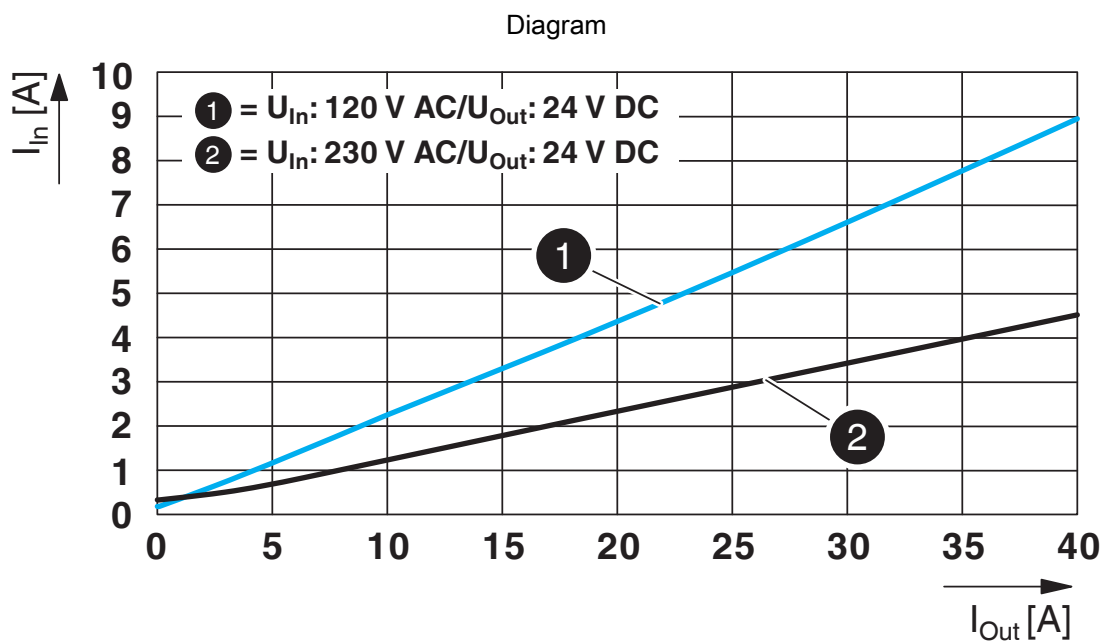
Diagram



Output power/installation altitude



Efficiency



Input current/output current

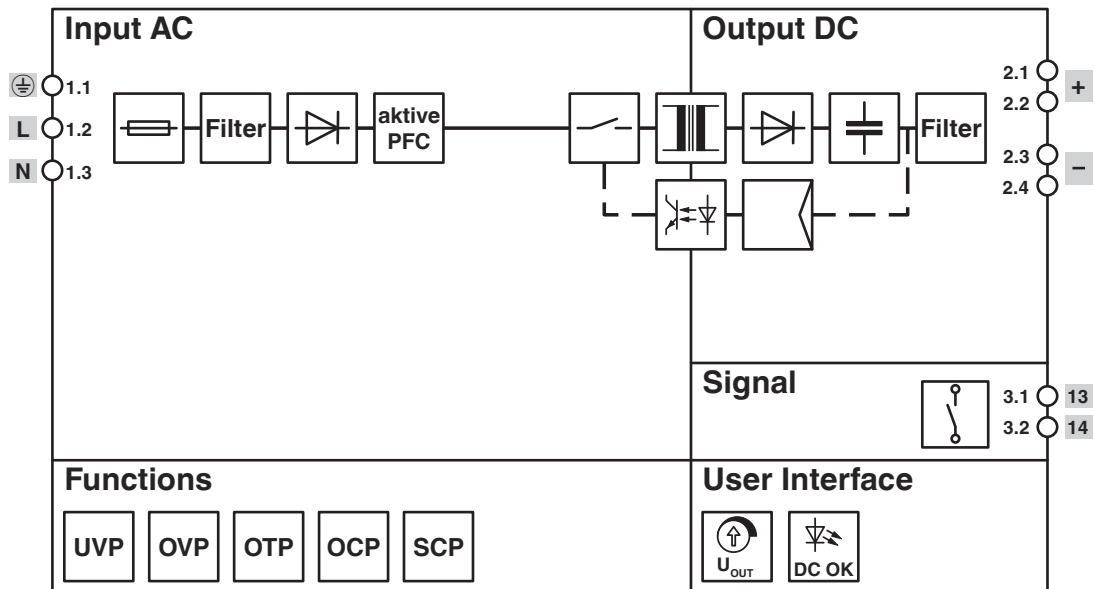
UNO2-PS/1AC/24DC/960W - Power supply unit



1110043

<https://www.phoenixcontact.com/us/products/1110043>

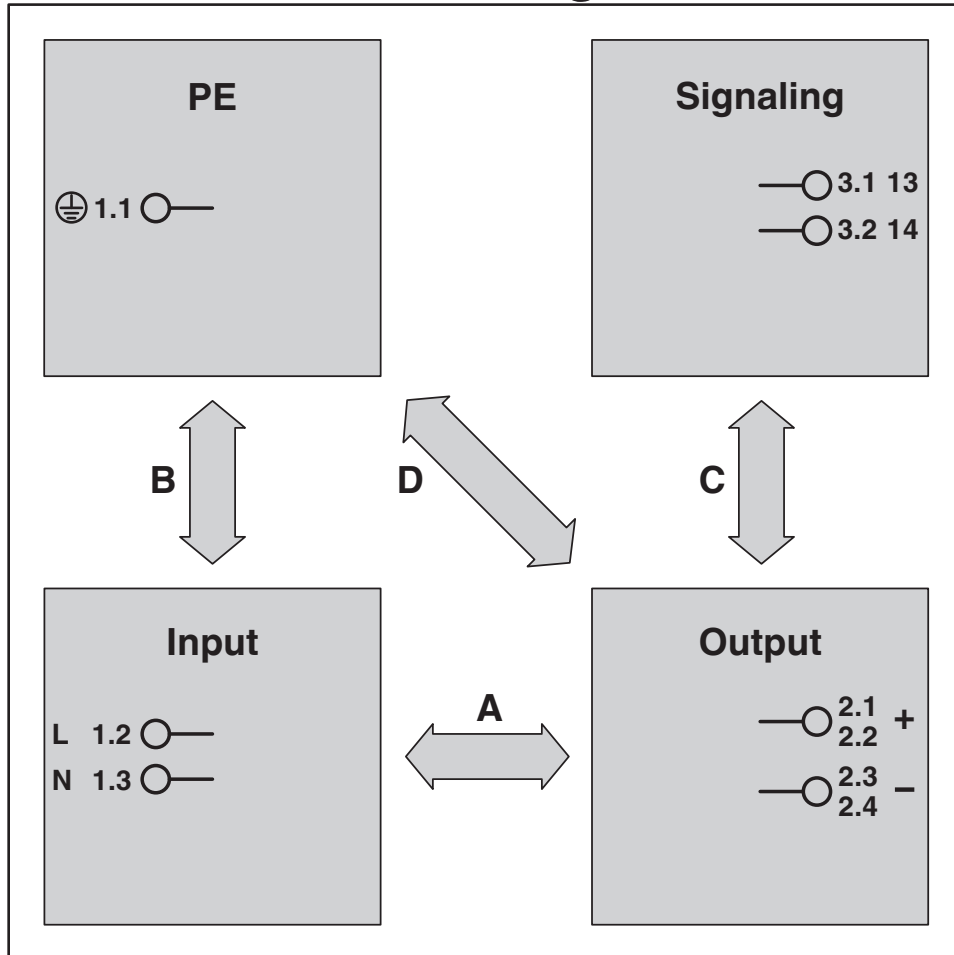
Block diagram



Block diagram

Schematic diagram

Housing



Test sections, insulation voltage

UNO2-PS/1AC/24DC/960W - Power supply unit



1110043

<https://www.phoenixcontact.com/us/products/1110043>

Approvals

To download certificates, visit the product detail page: <https://www.phoenixcontact.com/us/products/1110043>



cULus Listed

Approval ID: FILE E 123528



cULus Listed

Approval ID: FILE E 199827

UNO2-PS/1AC/24DC/960W - Power supply unit



1110043

<https://www.phoenixcontact.com/us/products/1110043>

Classifications

ECLASS

ECLASS-11.0	27040701
ECLASS-12.0	27040701
ECLASS-13.0	27040701

ETIM

ETIM 9.0	EC002540
----------	----------

UNSPSC

UNSPSC 21.0	39121000
-------------	----------

1110043

<https://www.phoenixcontact.com/us/products/1110043>

Environmental product compliance

EU RoHS

Fulfills EU RoHS substance requirements	Yes
Exemption	6(c), 7(a), 7(c)-I

China RoHS

Environment friendly use period (EFUP)	EFUP-25
	An article-related China RoHS declaration table can be found in the download area for the respective article under "Manufacturer declaration". For all articles with EFUP-E, no China RoHS declaration table issued and required.

EU REACH SVHC

REACH candidate substance (CAS No.)	Lead(CAS: 7439-92-1)
SCIP	03778550-5d29-45ed-8a56-eb60eaefe059

UNO2-PS/1AC/24DC/960W - Power supply unit



1110043

<https://www.phoenixcontact.com/us/products/1110043>

Accessories

QUINT4-S-ORING/12-24DC/1X40 - Redundancy module

2907752

<https://www.phoenixcontact.com/us/products/2907752>



Active QUINT single redundancy module for DIN rail mounting, input: 12 V DC ... 24 V DC, output: 12 V DC ... 24 V DC / 1 x 40 A, incl. mounted UTA 107/30 universal DIN rail adapter

QUINT-ORING/24DC/2X40/1X80 - Redundancy module

2902879

<https://www.phoenixcontact.com/us/products/2902879>



Active QUINT redundancy module for DIN rail mounting with ACB (Auto Current Balancing) Technology and monitoring functions, input: 24 V DC/2x 40 A, output: 24 V DC/1 x 80 A, including mounted UTA 107/30 universal DIN rail adapter

UNO2-PS/1AC/24DC/960W - Power supply unit

1110043

<https://www.phoenixcontact.com/us/products/1110043>



TRIO2-DIODE/12-24DC/2X20/1X40 - Redundancy module

2907379

<https://www.phoenixcontact.com/us/products/2907379>

Redundancy module, 12 V - 24 V DC, 2 x 20 A, 1 x 40 A



PLT-SEC-T3-230-FM-UT - Type 3 surge protection device

2907919

<https://www.phoenixcontact.com/us/products/2907919>

Type 2/3 surge protection, consisting of protective plug and base element with screw connection. For single-phase power supply network with integrated status indicator and remote signaling. Nominal voltage: 230 V AC/DC



UNO2-PS/1AC/24DC/960W - Power supply unit



1110043

<https://www.phoenixcontact.com/us/products/1110043>

CBMC E4 24DC/1-4A NO - Electronic circuit breaker

2906031

<https://www.phoenixcontact.com/us/products/2906031>



Multi-channel electronic circuit breaker for protecting four loads at 24 V DC in the event of overload and short circuit. With electronic locking of the set nominal currents. For installation on DIN rails.

CBMC E4 24DC/1-10A NO - Electronic circuit breaker

2906032

<https://www.phoenixcontact.com/us/products/2906032>



Multi-channel electronic circuit breaker for protecting four loads at 24 V DC in the event of overload and short circuit. With electronic locking of the set nominal currents. For installation on DIN rails.

UNO2-PS/1AC/24DC/960W - Power supply unit



1110043

<https://www.phoenixcontact.com/us/products/1110043>

CBMC E4 24DC/1-4A+ IOL - Electronic circuit breaker

2910410

<https://www.phoenixcontact.com/us/products/2910410>



Multi-channel electronic circuit breaker with IO-Link interface for protecting four loads at 24 V DC in the event of overload and short circuit. With electronic locking of the set nominal currents. For installation on DIN rails.

CBMC E4 24DC/1-10A IOL - Electronic circuit breaker

2910411

<https://www.phoenixcontact.com/us/products/2910411>



Multi-channel electronic circuit breaker with IO-Link interface for protecting four loads at 24 V DC in the event of overload and short circuit. With electronic locking of the set nominal currents. For installation on DIN rails.

UNO2-PS/1AC/24DC/960W - Power supply unit



1110043

<https://www.phoenixcontact.com/us/products/1110043>

CBM E4 24DC/0.5-10A NO-R - Electronic circuit breaker

2905743

<https://www.phoenixcontact.com/us/products/2905743>



Multi-channel, electronic circuit breaker with active current limitation for protecting four loads at 24 V DC in the event of overload and short circuit. With nominal current assistant and electronic locking of the set nominal currents. For installation on DIN rails.

CBM E8 24DC/0.5-10A NO-R - Electronic circuit breaker

2905744

<https://www.phoenixcontact.com/us/products/2905744>



Multi-channel, electronic circuit breaker with active current limitation for protecting eight loads at 24 V DC in the event of overload and short circuit. With nominal current assistant and electronic locking of the set nominal currents. For installation on DIN rails.

Phoenix Contact 2024 © - all rights reserved
<https://www.phoenixcontact.com>

Phoenix Contact USA
586 Fulling Mill Road
Middletown, PA 17057, United States
(+717) 944-1300
info@phoenixcon.com