

D-SUB bus connector - SUBCON 9/F-SH - 2761499

Please be informed that the data shown in this PDF Document is generated from our Online Catalog. Please find the complete data in the user's documentation. Our General Terms of Use for Downloads are valid (<http://phoenixcontact.com/download>)




D-SUB plug, 9-pos. female connector, one cable entry < 35°, universal type for all systems, pin assignment: 1, 2, 3, 4, 5, 6, 7, 8, 9 to screw connection terminal block

Product Features

- Easy assembly thanks to knurled screws
- For universal use
- High level of EMC
- Flexibility in terms of cable entry selection
- Assembly under field conditions



Key Commercial Data

Packing unit	1 pc
GTIN	 4 017918 064730
Weight per Piece (excluding packing)	45.0 g
Country of origin	Germany

Technical data

Dimensions

Max. cable diameter	10 mm
Min. cable diameter	4 mm
Width	16 mm
Height	55 mm
Length	56.5 mm

Ambient conditions

D-SUB bus connector - SUBCON 9/F-SH - 2761499

Technical data

Ambient conditions

Ambient temperature (operation)	-20 °C ... 75 °C
Ambient temperature (storage/transport)	-25 °C ... 80 °C
Altitude	5000 m (For restrictions see manufacturer's declaration)

General

Nominal voltage U_N	50 V
Nominal current I_N	100 mA
Signal	RS-232
	RS-422
	RS-485
Insertion/withdrawal cycles	> 200
SUBCON fixing screws	4-40 UNC
Tightening torque	0.4 Nm
Housing material	ABS, metal-plated
Pin assignment	All connections are 1:1 on the screw terminal block
MTTF	6706 Years (SN 29500 standard, temperature 25°C, operating cycle 21 % (5 days a week, 8 hours a day))
	1817 Years (SN 29500 standard, temperature 40 °C, operating cycle 34.25 % (5 days a week, 12 hours a day))
	155 Years (SN 29500 standard, temperature 40°C, operating cycle 100 % (7 days a week, 24 hours a day))

Connection data

Connection	D-SUB connection
Number of positions	9
Connection method	D-SUB socket
Connection	PCB connection
Connection method	Screw connection
Conductor cross section flexible min.	0.14 mm ²
Conductor cross section flexible max.	1 mm ²
Conductor cross section solid min.	0.14 mm ²
Conductor cross section solid max.	1.5 mm ²
Min. AWG conductor cross section, flexible	26
Max. AWG conductor cross section, flexible	18
Conductor cross section AWG min.	26
Conductor cross section AWG max.	16
Stripping length	5 mm
Tightening torque	0.4 Nm

Standards and Regulations

D-SUB bus connector - SUBCON 9/F-SH - 2761499

Technical data

Standards and Regulations

Connection in acc. with standard	CUL
ATEX	# II 3 G Ex nA IIC T4 Gc X

Classifications

eCl@ss

eCl@ss 4.0	27140816
eCl@ss 4.1	27140816
eCl@ss 5.0	27143424
eCl@ss 5.1	27143424
eCl@ss 6.0	27143424
eCl@ss 7.0	27440209
eCl@ss 8.0	27440302
eCl@ss 9.0	27440302

ETIM

ETIM 2.0	EC001132
ETIM 3.0	EC001132
ETIM 4.0	EC001132
ETIM 5.0	EC001132

UNSPSC

UNSPSC 6.01	30211802
UNSPSC 7.0901	39121402
UNSPSC 11	39121402
UNSPSC 12.01	39121402
UNSPSC 13.2	39121402

Approvals

Approvals

Approvals

UL Recognized / cUL Recognized / CSA / EAC / cULus Recognized

Ex Approvals


ATEX


D-SUB bus connector - SUBCON 9/F-SH - 2761499

Approvals

Approvals submitted

Approval details

UL Recognized 

cUL Recognized 

CSA

EAC

cULus Recognized 

Accessories

Accessories

Data plug

D-SUB bus connector - SUBCON 9/M-SH - 2761509



D-SUB connector, 9-pos., male connector, one cable entry < 35°, universal type for all systems, pin assignment: 1, 2, 3, 4, 5, 6, 7, 8, 9 to screw connection terminal block

D-SUB gender changer - VS-09-GC-ST/ST - 1652651



D-SUB contact insert, shell size 1, with nine signal contacts, type of contact pin, gender changer, fixing with 4-40 UNC thread

D-SUB bus connector - SUBCON 9/F-SH - 2761499

Accessories

Mounting material

Screw - SUBCON-SHORT-SCREW - 2799694



Optional mounting screw, without knurl for narrow installation conditions, slotted head, length: 40 mm, UNC 4-40 thread
Supplied as standard: 1 bag of 20 screws

Crimping pliers - CRIMPFOX-1,6-ER-1,50-GH - 1772793



Crimping pliers, for IBS DSUB.../C

Screw - SUBCON-RAENDEL-SCREW-3MM - 2310387



Optional mounting screw, with knurl for mounting by hand or using a screwdriver, bladed, length: 56 mm, metric M3 thread

Bend protection sleeve - CPH 4-12 - 3212028



Bend protection sleeve, for cable diameter of 4 mm ... 12 mm, Diameter: 12 mm, Color: black

Screwdriver tools

D-SUB bus connector - SUBCON 9/F-SH - 2761499

Accessories

Screwdriver - SZF 0-0,4X2,5 - 1204504



Actuation tool, for ST terminal blocks, also suitable for use as a bladed screwdriver, size: 0.4 x 2.5 x 75 mm, 2-component grip, with non-slip grip

Drawings

Dimensional drawing

