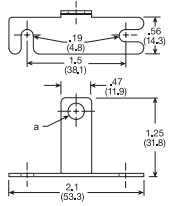
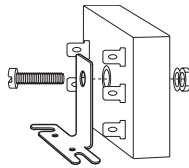


Mount Brackets:



Inches (Millimeters)



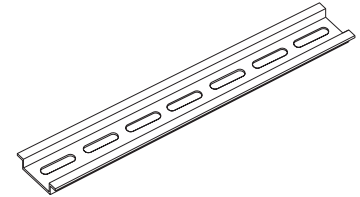
D = 0.25(6.35)
(P1023-7)

D = 0.19(4.8)
(P1023-6)

P/N: P1023-6 / P1023-7

Provides a convenient method of mounting 2 x 2 x 1.21 in. (50.8 x 50.8 x 30.7 mm) or 2 x 3 x 1.5 in. (50.8 x 76.2 x 38.1 mm) modules. The 90° orientation of mounting slots makes installation/removal of modules quick and easy. The P1023-6 secures to module with a #8 (M4 x 0.7) screw. The P1023-7 secures to 2 x 2 x 1.21 in. (50.8 x 50.8 x 30.7 mm) module with Mini-Pot for local adjustment. Made from steel with a cadmium surface finish.

Mounting Method	Mounting Hole Size	P/N
#8 (M4 x 0.7) screw	0.19 in. (4.8 mm)	P1023-6
Mini-Pot	0.25 in (6.35 mm)	P1023-7



DIN Rail:


P/N: C103PM (Al)

Industry standard 35 mm aluminum or steel DIN rail. C103PM aluminum rail is available in a 36 in. (91.4 cm) length.

DIN Rail Mount Adaptor:

P/N: P1023-20


Allows any 2 x 2 in. (50.8 x 50.8 mm) or 2 x 3 in. (50.8 x 76.2 mm) module to be mounted on a 35 mm DIN type rail. Comes complete with mounting hardware for 0.75 in. (19 mm) and 1 in. (25.4 mm) thick modules.



Heat Sink Compound:

P/N: P0200-19

Single package of heat sink compound sufficient to mount one high current, plated 2" x 2" (50.8 x 50.8 mm) timer or flasher. Contains approximately 2 grams.



Quick Connect Screw Adaptor:

P/N: P1015-18


Screw adaptor terminal designed for use with all modules with 0.25 in. (6.35 mm) male quick connect terminals. Screw terminal accepts ring or spade terminals.

Part Number	Wire Size
P1015-13	AWG 10/12 (5.3/3.2 mm ²)
P1015-64	AWG 14/16 (2.5/1.3 mm ²)
P1015-14	AWG 18/22 (0.93/0.33 mm ²)



Female Quick Connect Terminals:

These 0.25 in. (6.35 mm) female terminals are constructed with an insulator barrel to provide strain relief.



Metal Oxide Varistor:

P/N	Max. Operating Voltage		Max Impulse Current 80.20 us current wave (A)	Varistor Voltage at 1mA DC Test Current		Peak Clamping Voltage with 80 us wave		Capacitance	Size (mm)
	DC (V)	AC (V)		Min. (V)	Max. (V)	Vc (V)	1p (A)		
P1012-25	200	150	4500	212	268	395	50	800	14