RELECO by TURCK



Relay compatible with sockets:

S4-B, S4-L, S4-P, S4-PO

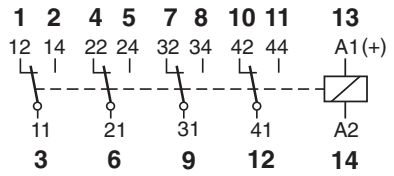

Table 1 Electrical Life, ops. x 10^6

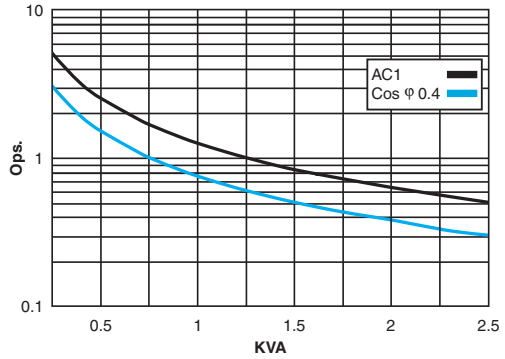

Table 2 Max. DC Load

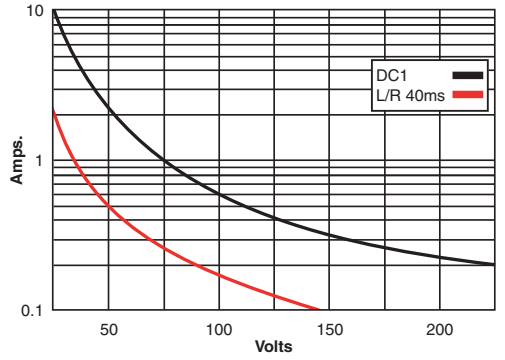

Dimensions - mm

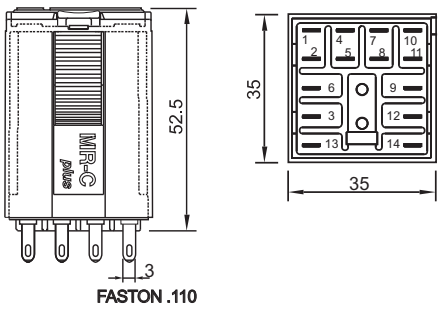

C4-A40

CE

General purpose
Four change-over contacts

10 A	**250 V**	**AC1**	**0.5 A**	**110 V**	**DC1**
6 A	**30 V**	**DC1**	**0.2 A**	**220 V**	**DC1**

Contacts

Materials:	Standard, code 0	AgNi
	Optional, code 8	AgNi + 10µ Au
	Optional, code 9	AgNi + 0.2µ Au
Max. switching current		10 A
Max. peak inrush current (20 ms)		30 A
Max. switching voltage		250 V
Max. AC load (Table 1)		2.5 KVA
Max. DC load (Table 2)		

Coils (Ohms ±10% @ 20°C)

Pull-in voltage	≤0.8 x U_n
Drop-out voltage	≥0.1 x U_n
Nominal coil power	2.4 VA (AC)/1.4 W (DC)

VAC	Ω	mA	VDC	Ω	mA
24	65	100	24	414	58
48	286	50	48	1K6	30
115	1K7	21	110	8K1	13
230	6K8	10	220	35K7	6.2

Insulation

Dielectric strength (1 minute): Open contacts	1,000 V
Between adjacent poles	2.5 KV
Between contacts and coil	2.5 KV
Isolation resistance at 500 V	≥1 GΩ
Isolation, IEC 61810-5:	2.5 KV / 3

Specifications

Operate time + bounce time	20 ms
Release time + bounce time	8 ms
Ambient temperature	-40°C (no ice) to +70°C
Mechanical life ops.	10 Mill. AC, 20 Mill. DC relays
Electrical life at nominal load	≥100,000 ops.
Operating frequency at nominal load	1,200/hour
Protection degree	IP 40/RT1
Weight avg.	90 g

Standard Types

AC 50 Hz, (60 Hz)**: 24, 48, 115,** (120)**, 230,** (240)

X = LED (standard)	**C4-A40X.....VAC**
RC suppressor	**C4-A40R.....VAC**

DC 24, 48, 110, 220

X = LED no polarity (standard)	**C4-A40X..... VDC**
Free-wheeling diode	**C4-A40DX .... VDC**
Polarity and free-wheeling diodes	**C4-A40FX..... VDC**
AC/DC bridge rectifier (24, 48 or 60 V)	**C4-A40BX .... VDC**

CE RoHS compliant Lloyd´s IEC 61810 EN 60947